

UNITED ARAB EMIRATES
MINISTRY OF FOREIGN AFFAIRS
& INTERNATIONAL COOPERATION



الإمارات العربية المتحدة
وزارة الخارجية
والتعاون الدولي



UNITED ARAB EMIRATES
FOREIGN AID

2015

United Arab Emirates Foreign Aid 2015
Published in Abu Dhabi by the
Ministry of Foreign Affairs and International Cooperation (MOFAIC)
December 2016

ISBN No.: ISBN978-9948-09-593-4

Ministry of Foreign Affairs and International Cooperation (MOFAIC)
P.O.Box 1, Abu Dhabi, United Arab Emirates
Telephone: +971 2 22 22 000
Fax: +971 2 49 31 970
Email: info@mofa.gov.ae
Website: www.mofa.gov.ae



Printed on 100% environment-friendly paper



H.H. Sheikh Khalifa Bin Zayed Al Nahyan
President of the United Arab Emirates



H.H. Sheikh Mohammed Bin Rashid Al Maktoum
Vice President and Prime Minister of the UAE and Ruler of Dubai





H.H. Sheikh Mohammed Bin Zayed Al Nahyan
Crown Prince of Abu Dhabi and
Deputy Supreme Commander of the UAE Armed Forces

“The United Arab Emirates will continue to pursue its cultural approach to international cooperation, calling for justice and the rights of the oppressed, and establishing love, cooperation and harmony as a means to promoting peace and prosperity for humanity.”

His Highness Sheikh Khalifa Bin Zayed Al Nahyan,
President of the United Arab Emirates



“The UAE People are not living in a state of luxury disconnected from the world around us; we feel the pain and suffering of our fellow man around the world, and we make a positive and effective contribution to alleviate the suffering of others; we help the needy to combat poverty, hunger and disease around the globe.”

His Highness Sheikh Mohammed Bin Rashid Al Maktoum,
Vice President and Prime Minister of the UAE and Ruler of Dubai

“On formulating its own approach to providing foreign assistance, the United Arab Emirates has adopted the concept of sustainable development. This has been the vision and foundation upon which our state was established, which was then transferred to the world.”

H.H. Sheikh Mohammed Bin Zayed Al Nahyan,
Crown Prince of Abu Dhabi and Deputy Supreme Commander of the UAE Armed Forces



MESSAGE



HIS HIGHNESS SHEIKH ABDULLAH BIN ZAYED AL NAHYAN

Minister of Foreign Affairs and International Cooperation

Since its formation in 1971, the United Arab Emirates (UAE) has fostered a culture of generosity, extending support to numerous brotherly and friendly nations and underprivileged people, while also continually striving to improve its foreign assistance in its various forms – development, humanitarian and charity - with the overarching aim of enriching the quality of life of those most in need and most vulnerable, regardless of their race, nationality, language or religion.

Charitable giving is woven into the very fabric of our society, as such, the UAE reaffirms the importance of foreign assistance in helping attain global peace and stability, including by eradicating poverty in all its forms, everywhere.

The UAE foreign assistance philosophy is based on key principles and values drawn from our deep-rooted Arab and Islamic values, which complements the approach first laid down by the founder of the UAE, the late Sheikh Zayed bin Sultan Al Nahyan (may God have mercy upon him), of providing assistance to those most in need, without expectations of returns.

During its course as a development provider, the UAE gained extensive experience that entitled it to be one of the most prominent and acknowledged countries in this field, either through direct implementation of humanitarian and development projects, or through cooperation with various national and multilateral partners, where UAE donor entities have essentially become exemplars, taking leading positions in international cooperation and development, inspiring gratitude and acknowledgement from our wise leadership, other countries and international organisations.

The UAE's vision for its UAE's foreign assistance policy will continue to reach the most vulnerable groups, such as women and children, especially in humanitarian and fragile situations. In addition, our development assistance programmes will remain as our principal focus, contributing in achieving prosperity and progress of countries and communities, while also ensuring the effectiveness of our foreign assistance and maximizing its impact on the lives of our beneficiaries. The UAE will also enhance its regional and international partnerships for foreign assistance.

Lastly, I would like to extend my sincere gratitude and deep appreciation to all who are working in UAE development, humanitarian and charity organisations for their ceaseless efforts in providing assistance across the world. This work reflects the values of Emirati society, aspiring to make a brighter future for a more prosperous world.

Abdullah bin Zayed Al Nahyan

Minister of Foreign Affairs and International Cooperation

FOREWORD



HER EXCELLENCY REEM BINT EBRAHIM AL HASHIMY

Minister of State for International Cooperation

As articulated by His Highness Sheikh Abdullah Bin Zayed Al Nahyan, UAE Minister of Foreign Affairs and International Cooperation, the United Arab Emirates (UAE) has integrated its international cooperation and development assistance efforts into the scope of the UAE Foreign Ministry.

Through that process, the UAE has identified the following priority areas for its international development cooperation efforts: humanitarian assistance, poverty eradication, support to children, as well as global thematic programmes such as transport and infrastructure, government effectiveness and empowerment of women and girls. This year's report outlines the UAE's enduring commitment to these focus themes - helping millions of people around the world, and reaching the most vulnerable. Some of the most notable include assistance to the displaced people and refugees affected by the crises in Syria, Yemen and Iraq, disbursements for the construction of roads, bridges and renewable energy infrastructure as well as multi-year pledges to advance gender equality and women's and girls' empowerment.

Although the UAE reports on an annual basis as part of its international community obligations, its vision is based on a longer-term horizon, driven by the UAE's goals and its commitment to the wider global agenda. The 2030 Agenda for Sustainable Development, which outlines a strategy for implementing the Sustainable Development Goals (SDGs), and its corresponding principles that advance effectiveness of development and humanitarian efforts, are central to the UAE's international cooperation blueprint. As well as directly contributing to global efforts to achieve a number of SDGs by 2030, the UAE's foreign assistance will yield catalytic effects in support of other goals such as ensuring inclusive and equitable quality education and promoting lifelong learning opportunities for all; promoting inclusive and sustainable industrialisation and fostering innovation; taking urgent action to combat climate change and its impact; and strengthening the means of implementation and revitalising the global partnership for sustainable development.

As a result of the continued focus to improve the UAE's commitment to international cooperation, the last few years have seen our country recognized as one of the top global donors in various platforms. Central to this acknowledgement has been the UAE's Official Development Assistance (ODA) percentage, as compared with its Gross National Income (GNI). The year 2015 marked the third consecutive year in which UAE foreign assistance superseded the 0.7 percent ODA/GNI target, an achievement which has only ever been reached by a handful of countries.

Such an accomplishment is even more marked as the UAE moves towards celebrating its Golden Jubilee in 2021. A fifty-year horizon will provide the UAE an opportunity to not only reflect on its achievements as a young nation and a global contributor, but more importantly, to continue to build a platform for global partnerships that will deliver on the global agenda to 2030 and beyond.

Reem bint Ebrahim Al Hashimy

Minister of State for International Cooperation

TABLE OF CONTENTS

MESSAGE	01
FOREWORD	02
EXECUTIVE SUMMARY	08
A. Total Disbursements and as a Proportion of GNI	09
B. Categories of Assistance	09
C. Types of Funding	10
D. Types of Assistance	10
E. Distribution by Sector	11
F. Distribution by Income Level	11
G. Geographical Distribution	11
H. Donors	12
I. Sources of Funding	12
J. Commitments	13
INTRODUCTION	14
Methodology	14
Reporting Data to International Bodies	14
OECD DAC	14
The Difference between ODA and UAE Foreign Assistance	15
Definitions	15
Commitments and Disbursements	15
Types of Funding	15
Gross and Net ODA	15
Sources of Funding	15
Nature of Assistance	16
Categories of Assistance	16
Type of Assistance	16
Sectors and Subsectors	16
UAE Support to MDGS	16
UAE Donors	16
SECTION 1: GEOGRAPHICAL DISTRIBUTION	20
Africa	21
Asia	25
Europe	29
Oceania	33
Americas	37
Global	41
Egypt	43
Yemen	45
Jordan	47
Iraq	49
Sudan	51
Morocco	53
Pakistan	55
Libya	58
Afghanistan	59
Mauritania	61
SECTION 2: SECTORS OF ASSISTANCE	66
Commodity Aid	68
General Programme Assistance	68
Humanitarian Aid and Emergency Relief	68
Transport and Storage	69
Agriculture	70

Energy Generation and Supply.....	70
Infrastructure Development.....	71
Health.....	71
Education.....	72
Government and Civil Society.....	72
Religious and Social Charitable Assistance.....	73
Water and Sanitation.....	73
Social Services.....	74
Industry.....	74
Biosphere and Biodiversity.....	74
Mineral Resources and Mining.....	75
Tourism.....	75
Population Policy and Reproductive Health Programmes.....	75
Communication.....	75

SECTION 3: OFFICIAL DEVELOPMENT ASSISTANCE.....78

Official Development Assistance.....	79
--------------------------------------	----

SECTION 4: THE MILLENNIUM DEVELOPMENT GOALS (MDGS).....86

From the Millennium Development Goals to the Sustainable Development Goals.....	87
---	----

SECTION 5: UAE DONORS.....90

Government.....	91
Abu Dhabi Fund for Development.....	93
Khalifa Bin Zayed Al Nahyan Foundation.....	95
Emirates Red Crescent.....	99
Dar Al Ber Society.....	101
Sharjah Charity Association.....	103
Dubai Charity Association.....	105
Dubai Cares.....	107
Mohammed Bin Rashid Al Maktoum Humanitarian and Charity Establishment.....	109
Al Maktoum Foundation.....	111
International Humanitarian City.....	113
Private Sector.....	114
Al Rahma Charity Association.....	115
Ahmed Bin Zayed Al Nahyan Charitable and Humanitarian Foundation.....	117
Sharjah Charity House.....	121
Zayed Bin Sultan Al Nahyan Charitable and Humanitarian Foundation.....	123
The Big Heart Foundation.....	125
Mohamed Bin Zayed Species Conservation Fund.....	127
Noor Dubai Foundation.....	129
Sultan Bin Khalifa Bin Zayed Al Nahyan Humanitarian and Scientific Foundation.....	130
UAE Water Aid Foundation.....	131
Ewa'a Shelters for Women and Children.....	132

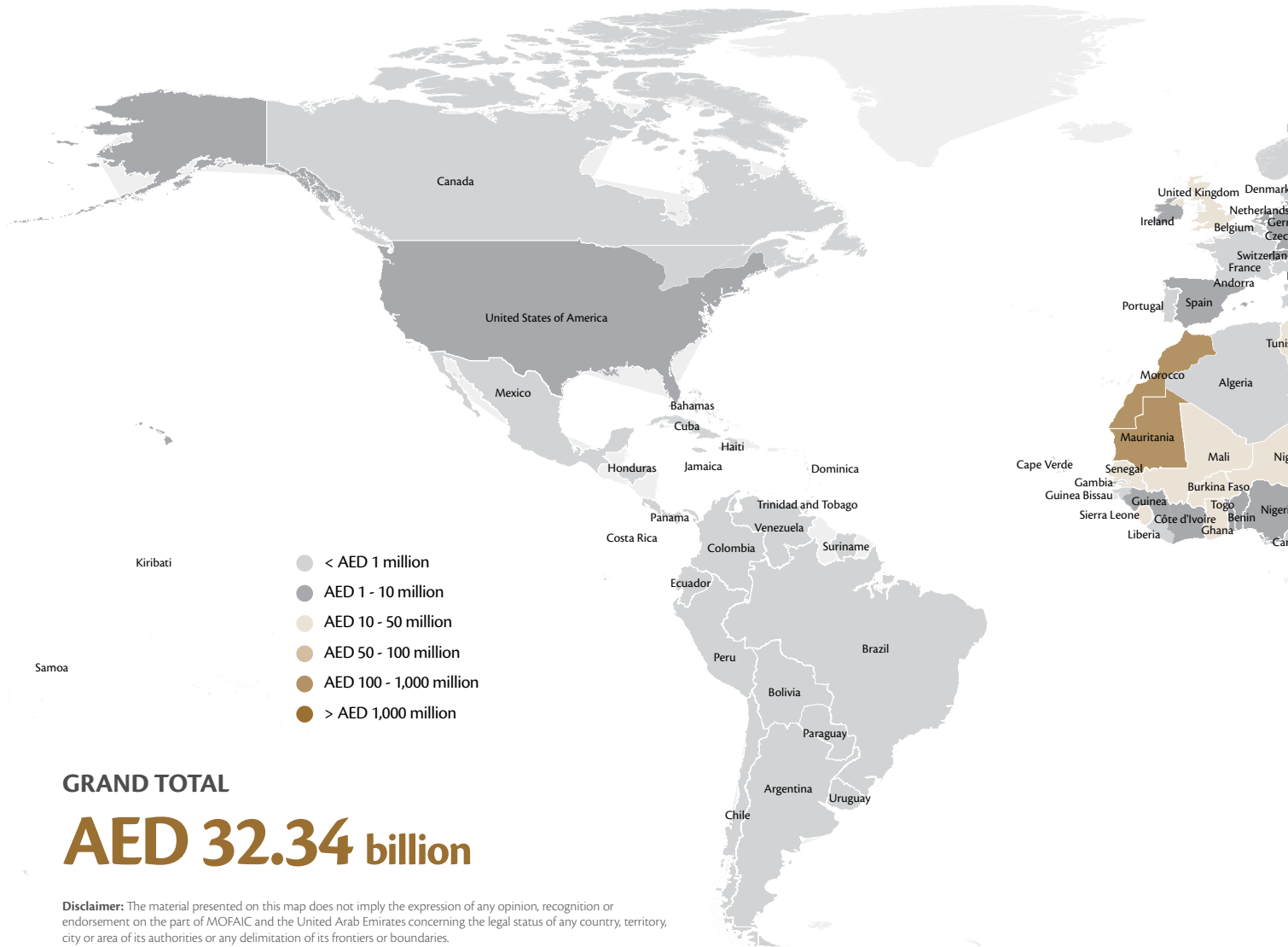
FEATURES

FEATURE 1: Sheikh Mohammed Launches Human Development Foundation.....	17
FEATURE 2: Employing Syrian Refugees.....	63
FEATURE 3: UAE Enables Education in the Gaza Strip.....	98
FEATURE 4: Preventing Blindness in Ethiopia.....	119

APPENDICES

APPENDIX I: UAE Foreign Assistance and ODA in 2015, by Country and Sector.....	133
APPENDIX II: UAE Foreign Assistance in 2015, by Donor and Country.....	143
APPENDIX III: DAC List of ODA Recipients; Effective for Reporting on 2014, 2015 and 2016 Flows.....	151

UAE FOREIGN AID DISBURSEMENTS IN 2015



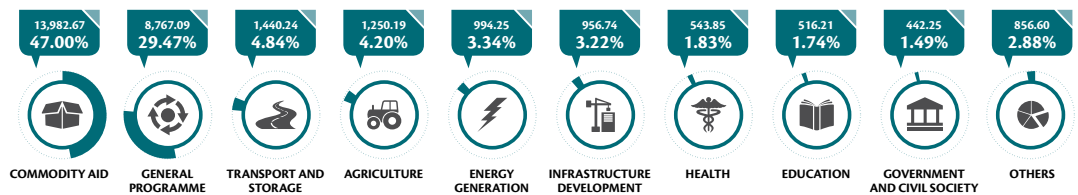
BY SECTOR AND ASSISTANCE CATEGORY

(in AED millions and as % of total, 2015)

Development

29,750.10

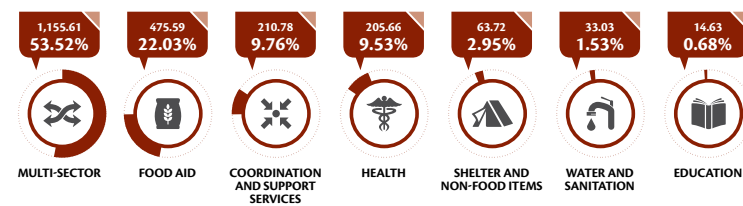
92.00%



Humanitarian

2,159.02


6.68%



Charity

429.14

1.32%





Dubai Cares enables Early Childhood Development in Tanzania
(Source: Dubai Cares)



EXECUTIVE SUMMARY

In 2015, the UAE disbursed a total of AED 32.34 billion (USD 8.80 billion) through 40 donor entities as foreign assistance in 155 countries.¹ Of these, 120 countries are eligible to receive Official Development Assistance (ODA), including 43 least developed countries (LDCs).

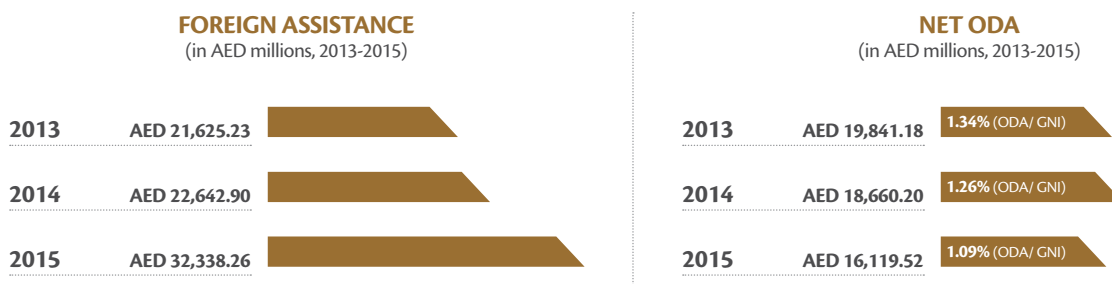
The majority, 92.0 percent, was disbursed to development projects, with 6.7 percent disbursed to humanitarian aid and 1.3 percent disbursed to charitable assistance. In addition to this, UAE donors committed AED 6.38 billion (USD 1.73 billion) in support of development projects, and AED 504.0 million (USD 137.2 million) for humanitarian assistance.

A. TOTAL DISBURSEMENTS AND AS A PROPORTION OF GNI

The Organisation for Economic Co-operation and Development's Development Assistance Committee (OECD DAC) reports each year on how donors have performed against the United Nations target of providing 0.7 percent of their gross national income (GNI) to developing countries. As a participant member of the OECD DAC, the UAE reports its Official Development Assistance (ODA) using the Creditor Reporting System.

For the third year in a row, in 2015, the UAE surpassed the UN target, giving AED 16.12 billion (USD 4.39 billion), or 1.09 percent of the country's GNI, as net ODA.ⁱⁱ

EXHIBIT 1 TOTAL DISBURSEMENTS, AND AS A PROPORTION OF GNI

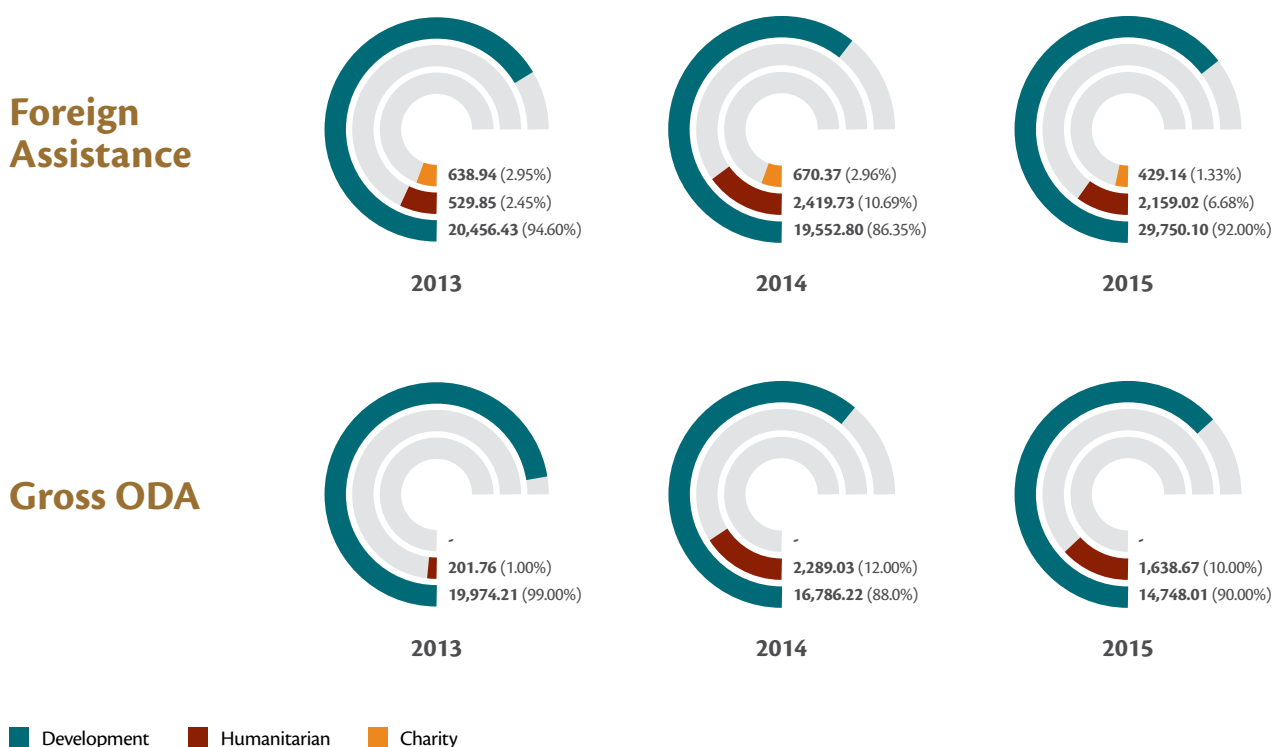


B. CATEGORIES OF ASSISTANCE

As in previous years, the majority, 92.0 percent, or AED 29.75 billion (USD 8.10 billion), of UAE foreign assistance was disbursed in support of development projects. Humanitarian aid and emergency relief received 6.7 percent of disbursed funds, while charitable assistance received 1.3 percent.

EXHIBIT 2 FUNDS DISBURSED, BY ASSISTANCE CATEGORY

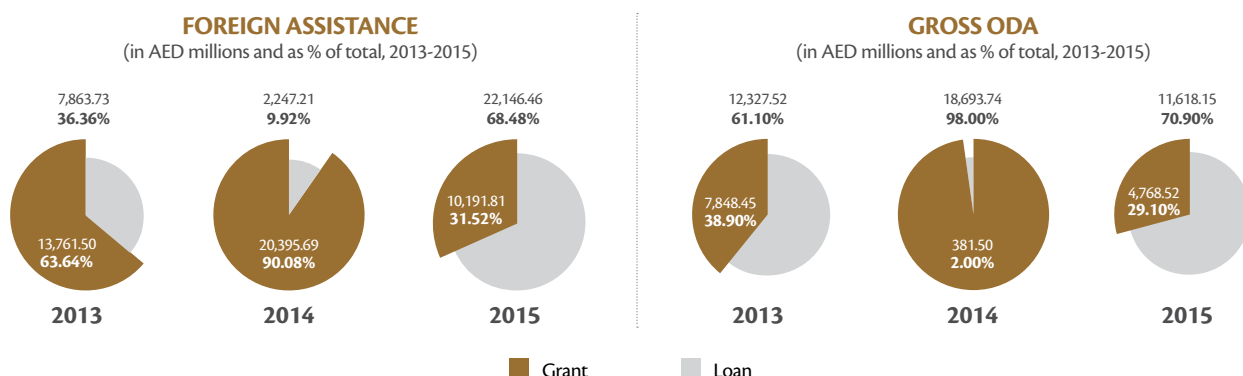
(in AED millions and as % of total, 2013-2015)



C. TYPES OF FUNDING

Contrary to previous years, the majority – 68.5 percent or AED 22.15 billion (USD 6.03 billion) – of total UAE disbursements in 2015 was given as loans to 23 countries by the Abu Dhabi Fund for Development (ADFD), and to Egypt by the Abu Dhabi Department of Finance. The remaining AED 10.19 billion (USD 2.77 billion) was provided as grants. Of the funds committed by the ADFD in 2015, 63.5 percent or AED 4.37 billion (USD 1.19 billion) were in the form of loans.

EXHIBIT 3 FUNDS DISBURSED, BY FUNDING TYPE

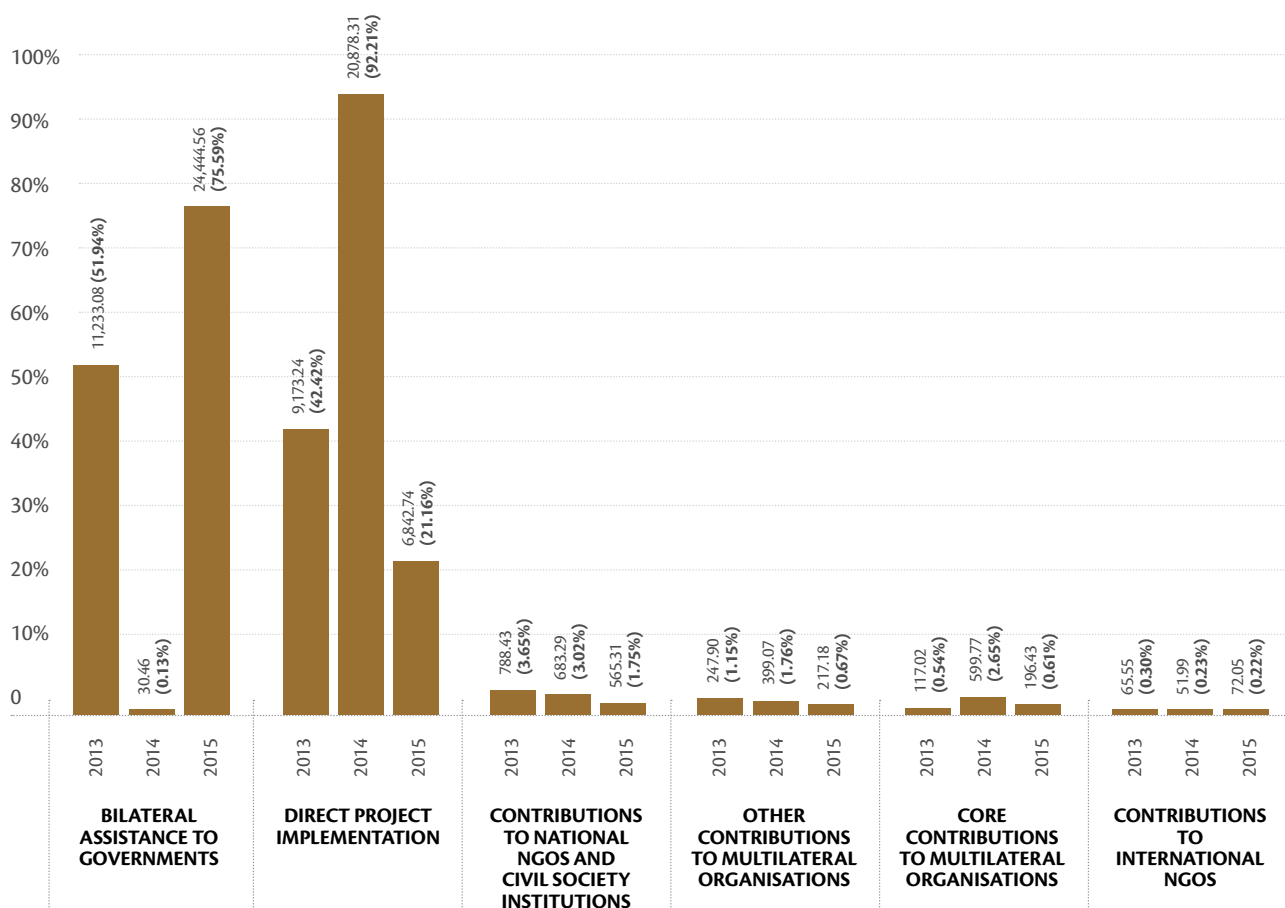


D. TYPES OF ASSISTANCE

This report disaggregates data on UAE foreign assistance according to the way that UAE donor entities disburse their funds – the six ‘types of assistance’, as described in the Introduction. In 2015, 96.8 percent of total UAE foreign assistance was disbursed for two types of assistance: bilateral assistance to governments (75.6 percent), and direct project implementation (21.2 percent).

EXHIBIT 4 FUNDS DISBURSED, BY TYPE OF ASSISTANCE

(in AED millions and as % of total, 2013-2015)



E. DISTRIBUTION BY SECTOR

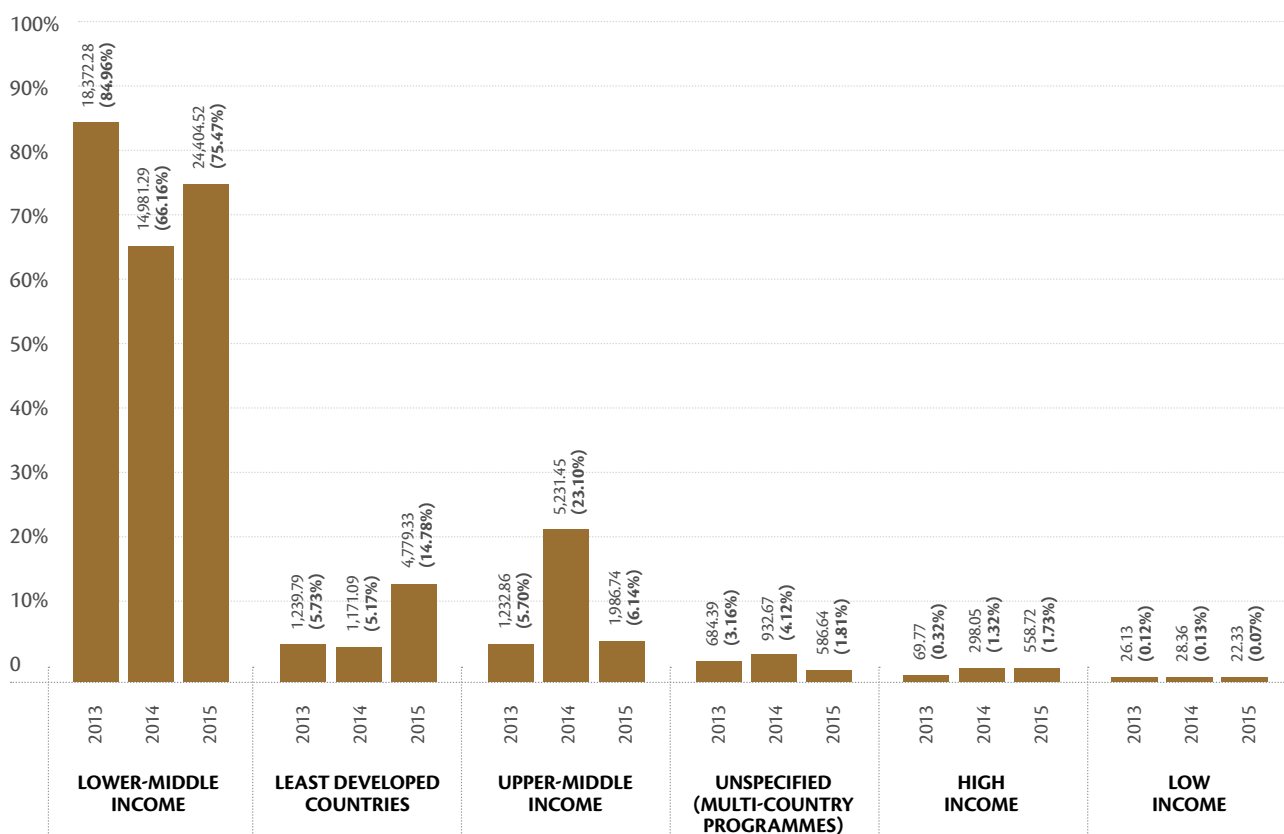
In 2015, UAE donor entities provided assistance to projects in 19 sectors, with the largest portion, 43.2 percent, disbursed to projects in the commodity aid sector. The second most funded sector was general programme assistance, which received AED 8.77 billion (USD 2.39 billion), or 27.1 percent of total disbursements. While commodity aid was provided to 46 countries, the biggest single recipient was Egypt, with AED 13.97 billion, or 99.9 percent of total assistance in this sector. Similarly, Egypt received 84.0 percent, AED 7.36 billion (or USD 2.0 billion) of UAE funds for general programme assistance. A full breakdown of UAE foreign assistance in 2015 by sector is available in Section 2 of this report.

F. DISTRIBUTION BY INCOME LEVEL

The World Bank ranks countries and territories in terms of their annual income levels, based on their GNI per capita per year. In 2015, 75.5 percent of UAE foreign assistance supported countries in lower-middle-income groups, AED 24.40 billion (USD 6.64 billion), while AED 4.78 billion (USD 1.30 billion) was disbursed to support 43 least developed countries.

EXHIBIT 5 FUNDS DISBURSED, BY INCOME LEVEL

(in AED millions and as % of total, 2013-2015)

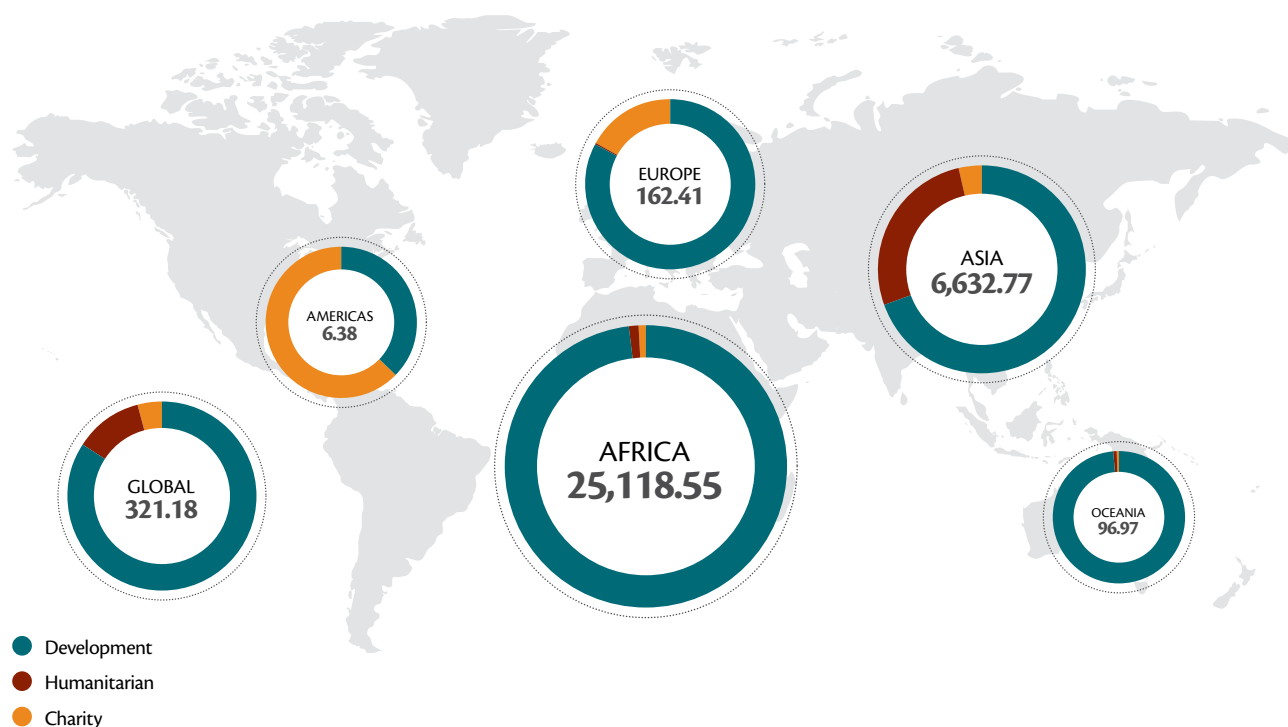


G. GEOGRAPHICAL DISTRIBUTION

As in 2013-14, Africa was the top recipient of UAE foreign assistance in 2015, receiving AED 25.12 billion (USD 6.84 billion) or 77.6 percent of total disbursements. Of this, 92.7 percent was allocated to Egypt. Countries in Asia received AED 6.63 billion (USD 1.81 billion), with Yemen and Jordan receiving a combined total of AED 4.18 billion (USD 1.14 billion). Section 1 and Appendix 1 provide an in-depth analysis of the geographical distribution of UAE foreign assistance in 2015.

EXHIBIT 6 TOTAL FUNDS DISBURSED BY CONTINENT

(in AED millions and as % of total, 2013-2015)



BY CONTINENT
(in AED millions, 2013-2015)

CONTINENT	2013	2014	2015
Africa	18,103.83	14,675.07	25,118.55
Asia	2,709.04	5,116.17	6,632.77
Global	633.10	831.81	321.18
Europe	167.99	1,977.23	162.41
Oceania	2.65	35.96	96.97
Americas	8.61	6.68	6.38
Grand Total	21,625.23	22,642.90	32,338.26

H. DONORS

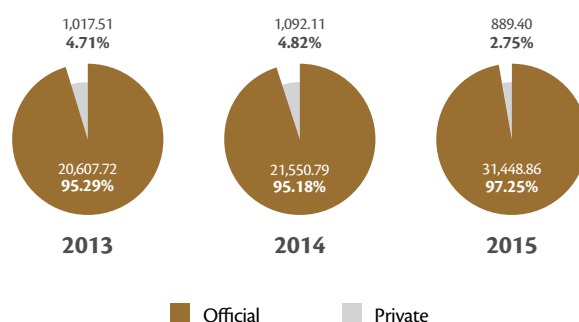
As in previous years, the UAE Government, which is comprised of 18 federal and local government entities, was the largest UAE donor in 2015, providing AED 27.84 billion (USD 7.58 billion), or 86.1 percent of UAE total assistance. Section 5 provides a breakdown of UAE foreign assistance in 2015 by donor.

I. SOURCES OF FUNDING

UAE foreign assistance donors receive their funding from official and/or private sources. In addition to the UAE Government, the following UAE donors have confirmed that their 2015 funding came entirely from official sources: Abu Dhabi Fund for Development, Al Maktoum Foundation, Ewa'a Shelters for Women and Children, Khalifa Bin Zayed Al Nahyan Foundation, Mohamed Bin Zayed Species Conservation Fund, Mohammed Bin Rashid Humanitarian and Charity Establishment, and the Zayed Bin Sultan Al Nahyan Charitable and Humanitarian Foundation. The remaining 15 donor entities mentioned in this report are recorded as being funded from private sources and/or private source with combination with official source. In 2015, the vast majority - 97.3 percent or AED 31.45 billion (USD 8.56 billion) - of total UAE foreign assistance came from official sources.

EXHIBIT 7 FUNDS DISBURSED, BY FUNDING SOURCE

(in AED millions and as % of total, 2013-2015)

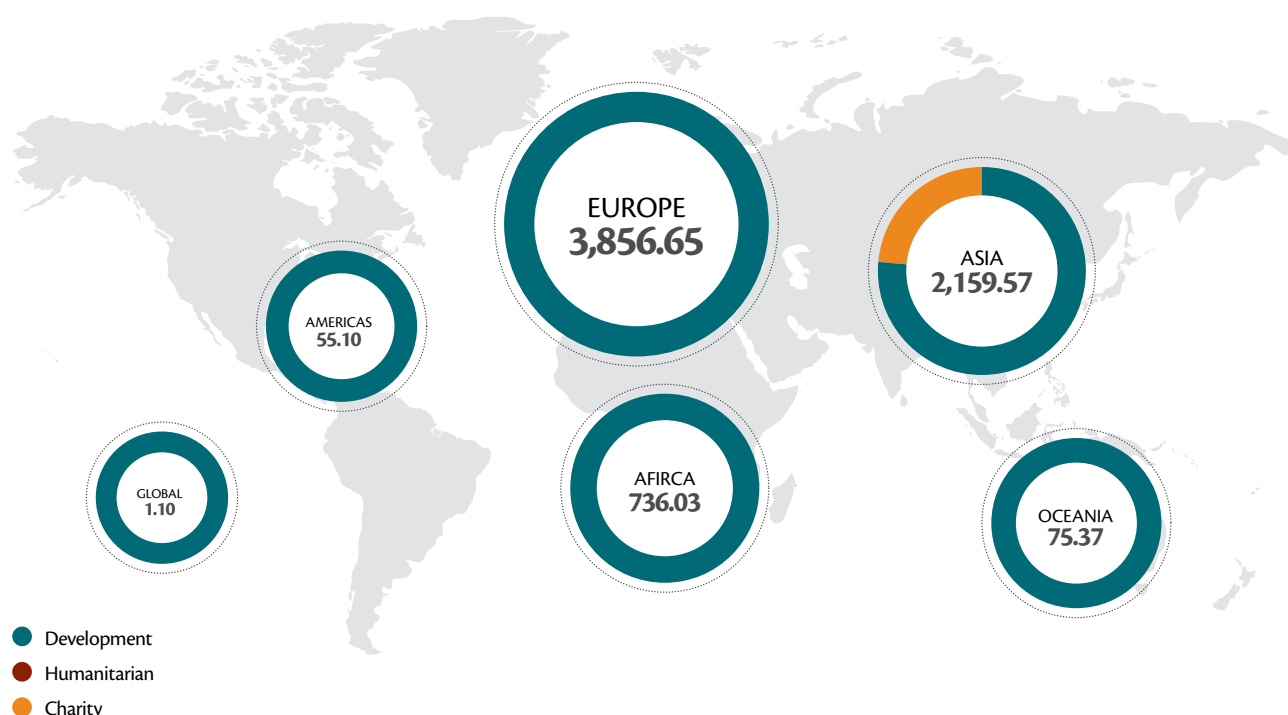


J. COMMITMENTS

In 2015, the UAE committed AED 6.88 billion (USD 1.87 billion) in grants and loans, mostly to fund development programmes in Serbia, with the remainder going to 19 other ODA-eligible countries. Of the commitments, 93.4 percent or AED 6.43 billion (USD 1.75 billion) were allocated to support 20 countries eligible to receive ODA. The general programme assistance sector received the biggest share, 54.0 percent, of all commitments.

EXHIBIT 8 FUNDS COMMITTED

BY CONTINENT
(in AED millions, 2015)



BY CONTINENT
(in AED millions, 2013-2015)

CONTINENT	2013	2014	2015
Europe	240.00	2,192.78	3,856.65
Asia	8,394.84	3,588.15	2,159.57
Africa	24,007.26	5,013.68	736.03
Oceania	91.83	89.92	75.37
Americas	-	-	55.10
Global	18.37	-	1.10
Grand Total	32,752.29	10,884.53	6,883.82

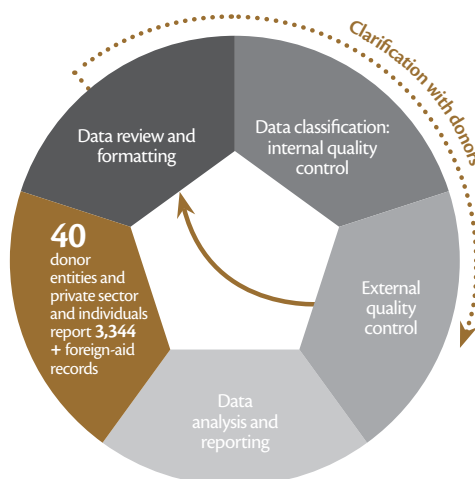
INTRODUCTION

This introduction provides an outline of the methodology and definitions used throughout **UAE Foreign Aid 2015**.

METHODOLOGY

The information presented in this report is based on the foreign assistance records provided to MOFAIC by UAE donor entities. In preparing this report, MOFAIC received more than 3,000 separate entries of information about funds disbursed and committed made by 40 UAE donors, including 18 governmental entities.

The information was then collated, cross-checked and classified according to the definitions outlined below, before being resubmitted to the contributing organisations for verification. External quality-control was outsourced to an auditing firm to examine the process by which the data received from the donor organisations was recorded, classified, and analysed.



REPORTING DATA TO INTERNATIONAL BODIES

As part of the country's commitment to the principles of development effectiveness and to enable international comparison, the UAE reports its foreign-assistance programmes to the international bodies that monitor development and humanitarian aid, namely the Organisation for Economic Co-operation and Development's Development Assistance Committee (OECD DAC), and the United Nations' Financial Tracking Service (FTS).

OECD DAC

When the records submitted by donor organisations have been compiled and analysed, MOFAIC prepares a submission to the OECD DAC of those activities eligible to be defined as UAE Official Development Assistance (ODA), using the Creditor Reporting System of the DAC.

The OECD DAC defines ODA as follows: "Those flows to countries and territories on the DAC list of ODA recipients (see Appendix 3) and to multilateral development institutions which: i) are provided by official agencies, including state and local governments, or by their executive agencies; ii) promote the economic development and welfare of the recipient country as the main objective; and iii) are at favorable financial terms (i.e., including a minimum element of subsidy)."

Once the OECD DAC has approved the UAE submission, it publishes the figures and compares them with the country's gross national income (GNI). This in turn creates the annual net ODA/GNI ratio for the UAE, and so defines the nation's ranking in the list of international donor countries that report their foreign aid activities to the OECD DAC.

The UAE's response to humanitarian emergencies is reported to the United Nations' Financial Tracking Service (FTS), a real-time database of such emergencies, managed by Office for the Coordination of Humanitarian Affairs (OCHA). Unlike ODA reporting to the OECD DAC, which happens annually, UAE humanitarian aid is reported by MOFAIC to FTS as soon as it has been confirmed by the concerned UAE donor entity and delivered to the recipient country.

THE DIFFERENCE BETWEEN ODA AND UAE FOREIGN ASSISTANCE

OFFICIAL DEVELOPMENT ASSISTANCE (ODA) REPORTING	UAE FOREIGN ASSISTANCE REPORTING
Reports official flows only	Reports official and private flows
Reports loan repayments	Does not report loan repayments
Does not report religious and cultural assistance	Reports religious and cultural assistance
Reports on ODA-eligible countries only (based on gross national income - GNI)	Reports on all countries (irrespective of income level)

With the exception of Exhibits 1-3 in the Executive Summary, which compare the UAE total foreign aid with its ODA, and Section 3, which provides a more in-depth analysis of the UAE ODA, all numbers in this report relate to the wider definition of UAE foreign assistance.

DEFINITIONS

The information in this report is organised according to the standards and definitions listed in the “**UAE Foreign Aid Reporting Framework**”, a publication produced by the former UAE Ministry of International Cooperation and Development in consultation with the OECD that defines the basis of classifying UAE foreign-aid activities.

The Framework is designed to suit the unique context of the UAE foreign-aid sector while also being compatible with international reporting standards. A few of the most pertinent terms are listed and defined below.

COMMITMENTS AND DISBURSEMENTS

A **commitment** is a firm undertaking by a donor organisation, expressed in writing and backed by the necessary funds, to provide specified assistance to a recipient country or an international organisation.

A **disbursement** is the release of funds to, or for the benefit of, a recipient country or international organisation – and, by extension, the amount thus spent. Disbursements record the actual international transfer of financial resources or of goods or services in kind.

Commitments and disbursements are treated separately in order to present a clear picture of aid given and received during a particular year. Although commitments are reported here, the focus of this report’s analysis is on disbursements, consistent with the way in which data is recorded with the OECD DAC.

The UAE foreign aid reporting process has been refined, in collaboration with the Abu Dhabi Fund for Development (ADFD), to include a system for tracking commitments and their respective transactions.

TYPES OF FUNDING

Grants are cash and in-kind assistance for which no legal debt is incurred by the recipient (that is, they do not have to be repaid). These can include emergency humanitarian aid, charitable donations, budget support to national governments, and many types of project aid.

Loans are defined as concessional transfers in cash or in kind for which the recipient incurs legal debt, such as investment-related loans to developing countries, or a loan in a joint venture with the recipient.

As in previous years, all figures in this report that relate to total UAE foreign aid do not include repayments received during the reporting year against loans made in previous years. When reporting to the OECD DAC, the UAE foreign-aid data on net loans include deductions for repayments of principal on earlier loans.

GROSS AND NET ODA

Gross ODA is the total amount disbursed as official development assistance (ODA).

Net ODA is the total amount disbursed as ODA, minus the repayments of loan principal received during the same period, with no account taken of interest. This is used by the DAC to calculate the UAE ODA as a percentage of its GNI.

With the exception of Exhibits 2 and 3 in Section 1 and Section 4, all of the figures in this report refer to gross disbursements; therefore they do not reflect repayments.

SOURCES OF FUNDING

Foreign aid is provided either by official government sources or by private donors. In the case of the UAE, official means funds received from the federal ministries and government departments of individual Emirates. Private funds are those received from UAE residents and/or commercial entities, through UAE donor organisations.

Correct identification of the funding source is essential to establish the UAE ODA when reporting to the OECD DAC. While some UAE donors receive all of their funds from either the UAE Government, on the one hand, or the private sector, on the other, there are some whose funds come from a combination of both private and government sources. MOFAIC is collaborating with these organisations to establish systems to record this distinction. In cases where this has not yet been possible, this report has recorded such assistance as private.

NATURE OF ASSISTANCE

Cash Assistance refers to any financial transfer to a recipient organisation or country in the form of cash, checks, or wire transfers.

In-Kind Assistance refers to any goods or services provided to a recipient organisation or country, such as vehicles, logistics support, services of medical personnel, and search-and-rescue missions. For such assistance, the equivalent monetary value of the goods or services is recorded.

CATEGORIES OF ASSISTANCE

Development assistance is provided with the aim of helping to improve the economic and social welfare of recipient countries and the overall quality of life of their citizens, including through budgetary support or the construction of roads, hospitals, and schools.

Humanitarian aid is allocated to help save lives, alleviate suffering, and maintain and protect human dignity during and after emergencies, including long-term assistance for refugees and displaced persons.

Charitable assistance is provided with a cultural or seasonal religious motivation or purpose, such as building mosques, supporting Hajj pilgrims, or implementing seasonal programmes during the Holy Month of Ramadan.

The assistance recorded in this report does not include military aid, although it does include development, humanitarian and charitable assistance delivered by members of the UAE Armed Forces, as well as UAE participation in United Nations peacekeeping operations and demining activities. It also includes assistance provided by the UAE police forces to humanitarian search-and-rescue operations.

TYPE OF ASSISTANCE

This categorisation relates to how donor organisations disburse their funds. In addition to the traditional bilateral or multilateral distinction, UAE aid is also disaggregated into the following six types of assistance:

1. **Bilateral Assistance to Governments:** assistance to governments and government entities
2. **Core Contributions to Multilateral Organisations:** un-earmarked funds toward the core costs of regional or international multilateral organisations
3. **Other Contributions to Multilateral Organisations:** contributions to support the activities of multilateral organisations for a specific country, project, or programme
4. **Contributions to International Non-Governmental Organisations (NGOs):** funds, whether or not earmarked for a specific country or project, given to support international NGOs
5. **Contributions to National NGOs and Civil Society Institutions:** funds provided to the foregoing entities in their country of operation, whether or not earmarked for specific projects
6. **Direct Project Implementation:** projects carried out directly by the donor or by hiring a contractor

SECTORS AND SUBSECTORS

The classification of aid by sector and subsector is determined by the purpose of the project or aid activity. It does not refer to the type of goods or services provided. A complete list of sectors and subsectors, including their definitions, is available in the **UAE Foreign Aid Reporting Framework** on www.mofa.gov.ae. Appendix 1 provides a full list of assistance by country and sector. Below is a clarification of some of the sectors and related subsectors assisted by UAE aid.

General programme assistance refers to funds provided to the government of the recipient country with a view to supporting its overall development programmes. General budget support, a subsector of general programme assistance, refers to un-earmarked contributions to the budget of the recipient organisation or government, or support for the implementation of macroeconomic reforms such as structural adjustment programmes or poverty reduction strategies. Donors sometimes favor providing assistance as general budget support in order to reduce transaction costs and reporting requirements while also contributing to building the capacity of a recipient government. Education, health, and water and sanitation are all separate development sectors. However, if these types of assistance are provided during humanitarian emergencies, they are categorised under the humanitarian and emergency relief sector, according to the relevant subsector. Energy generation and supply refers to funds disbursed for the provision of power plants, power generation from renewable and non-renewable sources, electrical transmission and distribution, energy research, training, policy and administration, etc.

UAE SUPPORT TO MDGS

While recognising the difficulty of narrowly defining the impact of a single UAE project, as well as the interrelated nature of the Millennium Development Goals (MDGs), each UAE foreign assistance record was attributed to just one MDG in order to avoid double-counting and ensure that a single methodology has been applied consistently.

UAE DONORS

UAE Foreign Aid 2015 presents data from 40 donor entities from both public and private sectors, who supplied detailed information on grants and soft loans disbursed and committed over the course of the year. UAE Governmental entities constitute 18 of the 40 organisations; the entities are grouped together under the general heading of 'Government'. 'Private Sector' refers to UAE-based businesses or individuals that contribute to development, humanitarian or charity projects and initiatives, both directly and through fundraising campaigns and events.

i All figures in this report are in United Arab Emirates Dirhams (AED), with the important numbers converted to United States Dollars (USD) at the official exchange rate of USD1 = AED 3.673.

ii The figures in this report for the UAE ODA and ODA/GNI in 2015 are estimates.

SHEIKH MOHAMMED LAUNCHES HUMAN DEVELOPMENT FOUNDATION



In October of 2015, H.H. Sheikh Mohammed Bin Rashid Al Maktoum, Vice President and Prime Minister of the UAE and Ruler of Dubai, launched a new foundation called the Mohammed Bin Rashid Al Maktoum Global Initiative. It is one of the largest development foundations in the Middle East region and represents the UAE's aim to achieve the targets set in the Sustainable Development Goals (SDGs), bolstered with an annual operating budget in excess of one billion Dirhams (USD 272.3 million).

Commenting on the launch, Sheikh Mohammed said, "The Arab region is undergoing massive challenges. We will not turn our backs on our region, we will provide our support and bring hope for our youth." He added: "The world today is facing great challenges on all levels; in terrorism, wars and mass immigration and the only solution lies in human development which can be achieved by educating people and helping them build their future."

The new foundation consolidates the work of 28 UAE organisations focusing on fighting poverty and illness, spreading knowledge and culture, empowering the community, and driving innovation. The foundation will target over 130 million people by implementing some 1,400 human development programmes across the Arab region.

Integrated human development is the foundation's focus, starting with providing the basic human needs of health and education, with a longer-term aim to develop a new generation of young Arab leaders, improving governance throughout the region and incubating innovators, scientists and researchers.

The foundation will educate 20 million children, treat 30 million people with eye disease to prevent blindness, invest two billion Dirhams (USD 544.5 million) for medical research centres and hospitals, and contribute AED 500.0 million (USD 136.1 million) for research to address water shortage issues in the region. The overall development strategy aims to establish a new culture in Arab societies based on tolerance and openness. To achieve this goal, the foundation will enable communities to live in harmony, away from extremism, ethnic, religious or sectarian discrimination.

The foundation works on integrated human development with over 50 affiliated institutions and strategic partners.

For more information, visit:

www.almaktouminitiatives.org



The UAE-Pakistan Hospital, one of the UAE Pakistan Assistance Programme development projects
(Source: UAE Pakistan Assistance Programme)



SECTION 1

GEOGRAPHICAL DISTRIBUTION

This section gives an overview of UAE foreign assistance in 2015, by continent, region and country, focusing on the top ten countries that received UAE assistance during this period.


In 2015, 92.4 percent of total UAE assistance was allocated to ten countries, amounting to AED 29.88 billion (USD 8.13 billion).

AFRICA

In 2015, the UAE provided

AED 25.12 billion (USD 6.84 billion)

in foreign assistance to Africa, representing an increase of 71.2 percent over 2014. The vast majority of this, 93.1 percent, was provided as bilateral assistance to governments.

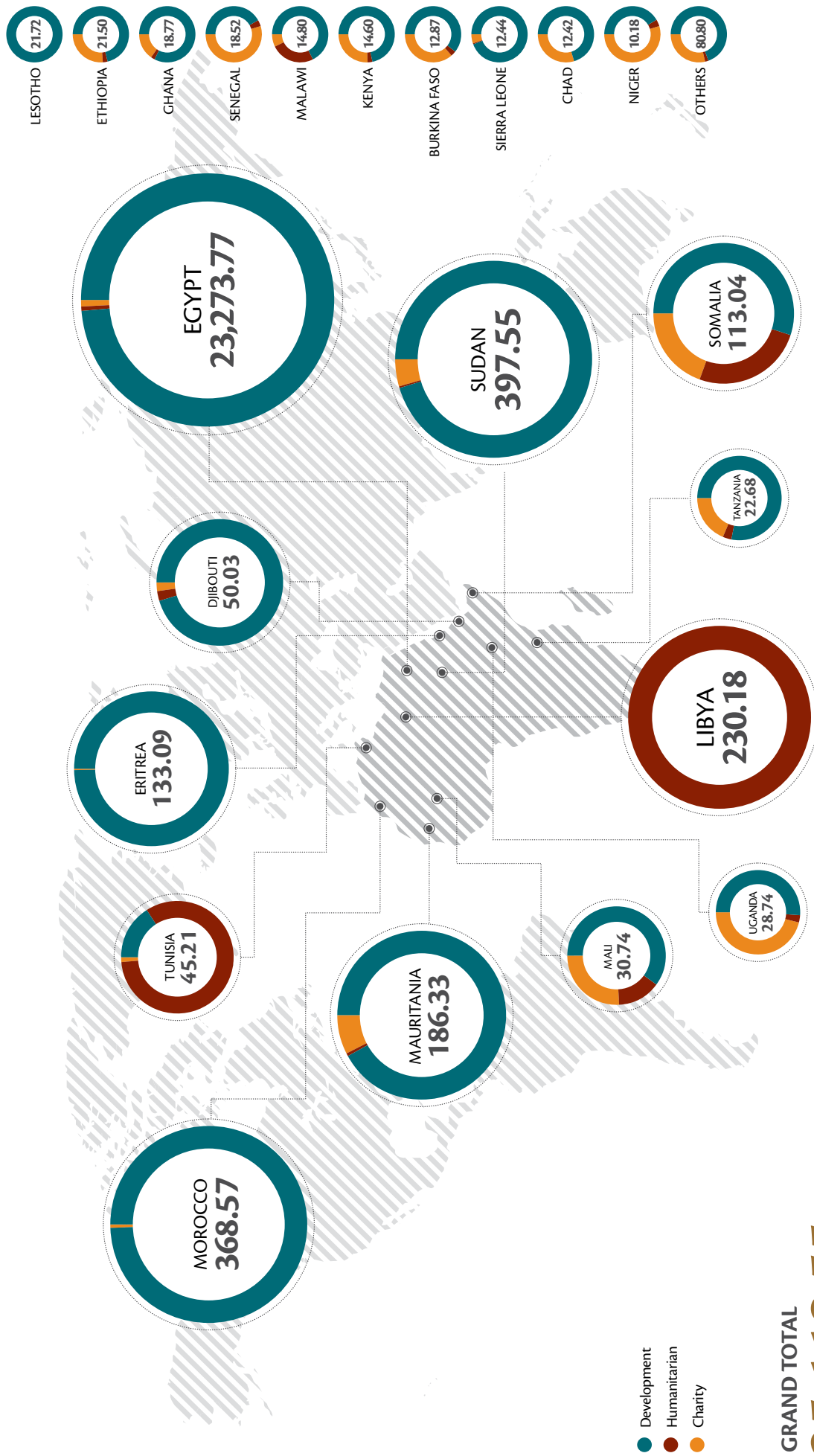


Pupils at work in a bridging class in the locality of Dipleu, Cote d'Ivoire
(Source: Dubai Cares)

EXHIBIT 9

BY COUNTRY AND ASSISTANCE CATEGORY (in AED millions, 2015)

AFRICA

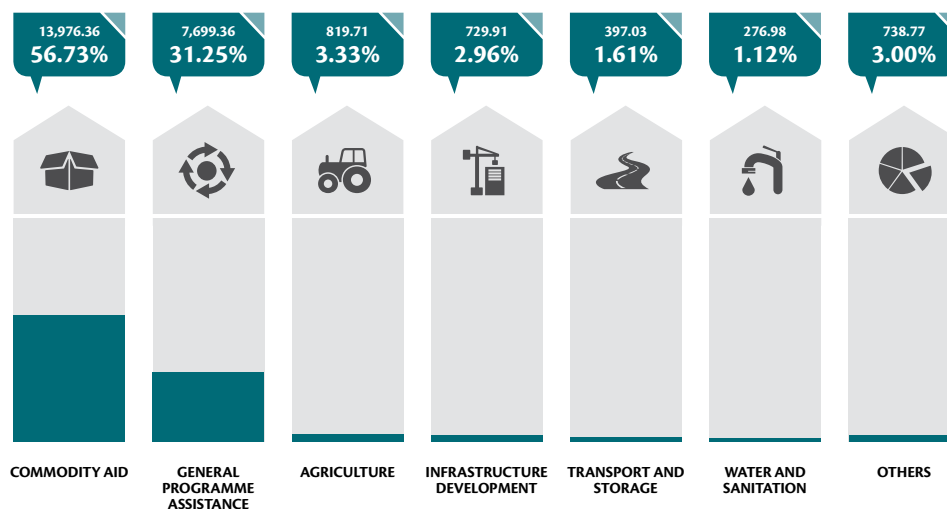


BY SECTOR AND ASSISTANCE CATEGORY

(In AED millions and as % of total, 2015)

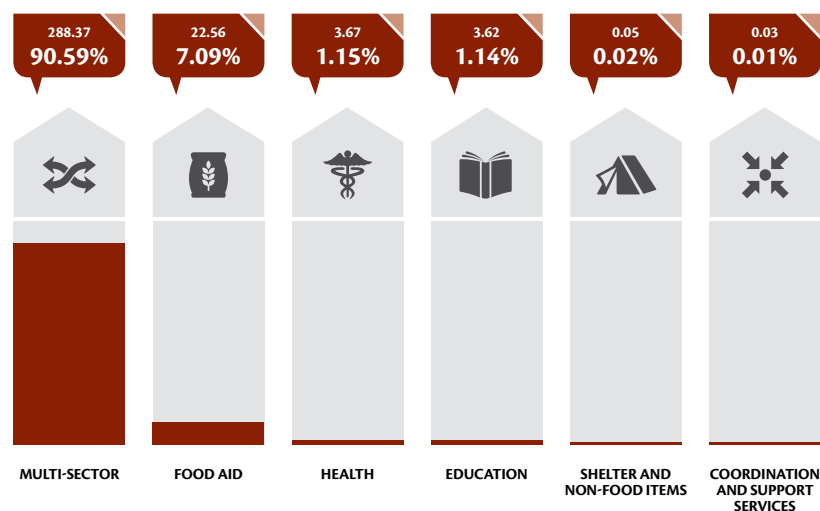
Development

24,638.11
98.08%



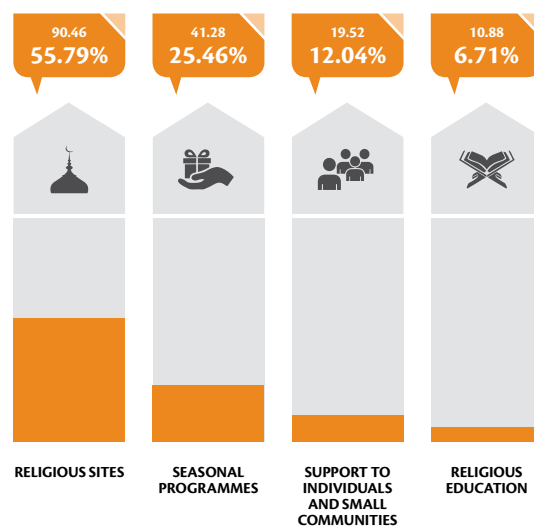
Humanitarian

318.30
1.27%



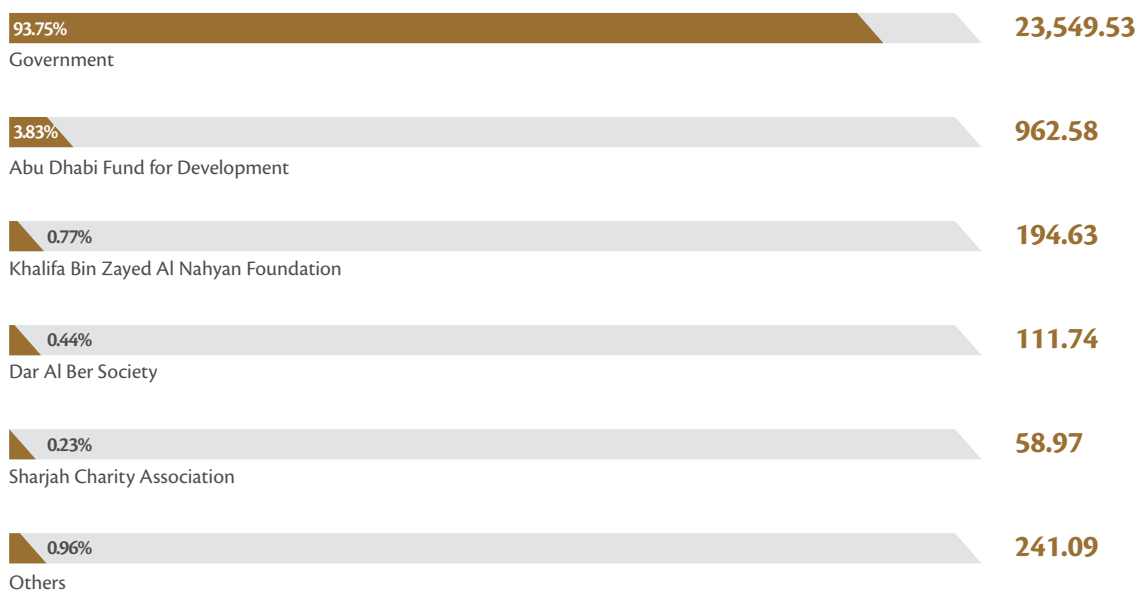
Charity

162.14
0.65%




BY DONOR

(in AED millions and as % of total, 2015)



BY REGION AND ASSISTANCE CATEGORY

(in AED millions and as % of total, 2015)



ASIA

In 2015, the UAE provided

AED 6.63 billion (USD 1.81 billion)

in foreign assistance to Asia, representing an increase of 29.6 percent over 2014. The vast majority (98.9 percent) was provided in the form of grants. Of the total funds, 77.6 percent went to projects directly implemented by UAE donor entities.



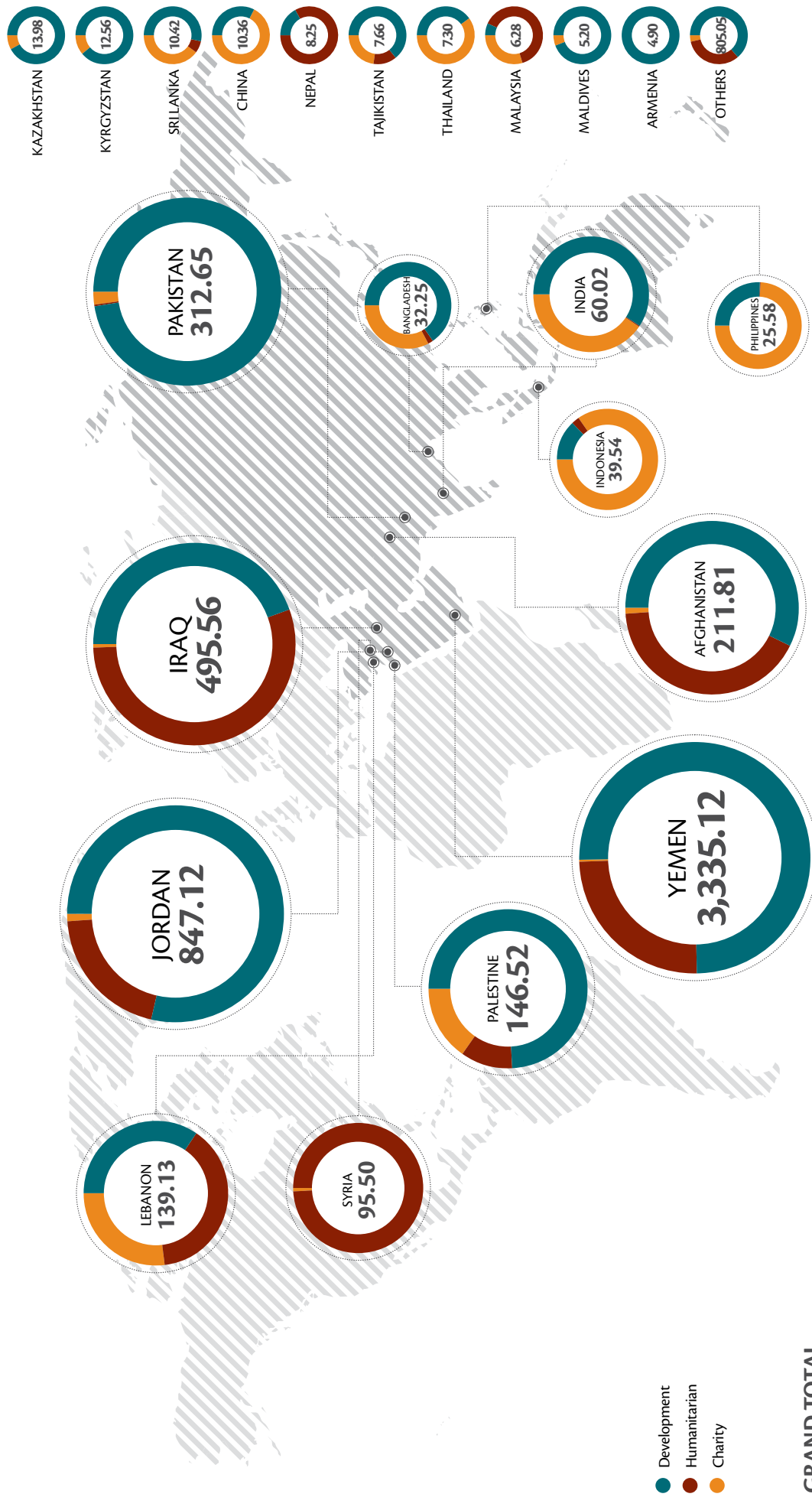
Students eagerly wait to enter classrooms of their newly-opened school in the Philippines
(Source: Emirates Red Crescent)

EXHIBIT 10

BY COUNTRY AND ASSISTANCE CATEGORY

(in AED millions, 2015)

ASIA



GRAND TOTAL

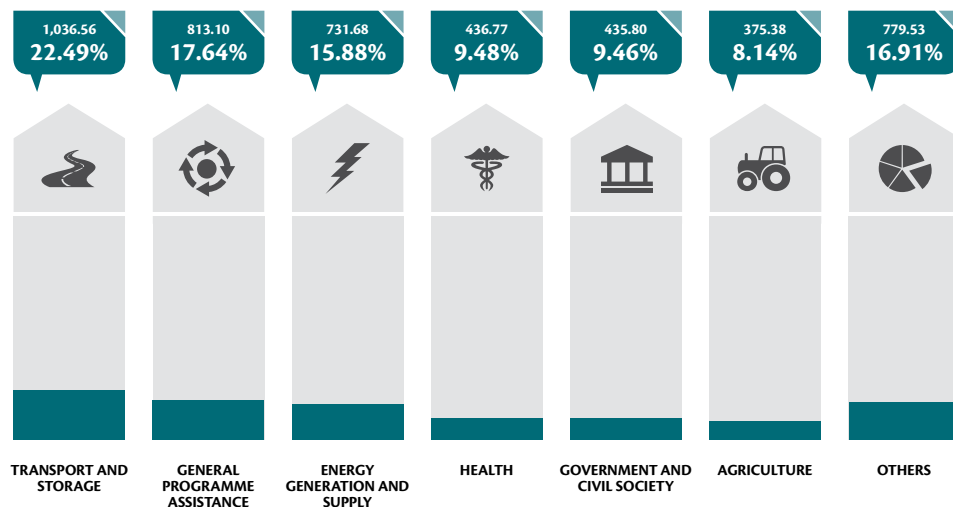
6,632.77

BY SECTOR AND ASSISTANCE CATEGORY

(In AED millions and as % of total, 2015)

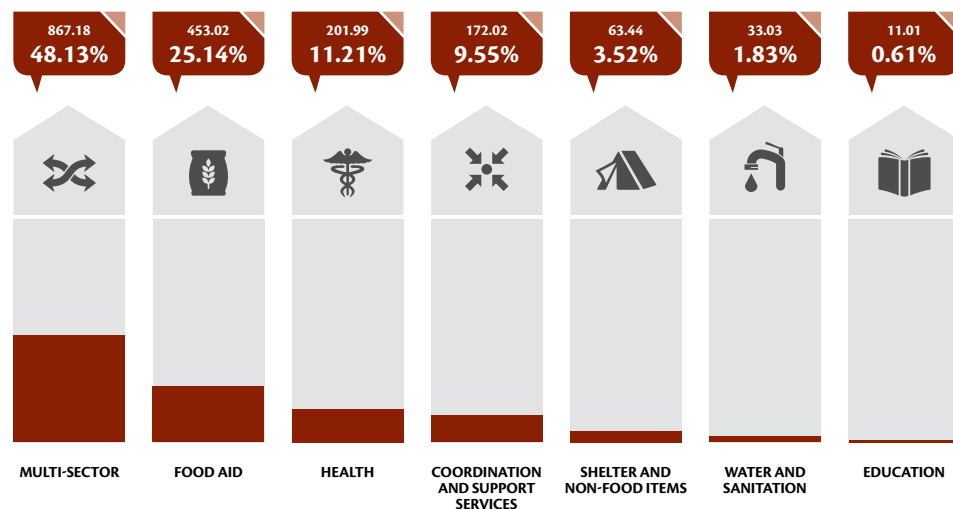
Development

4,608.83
69.49%



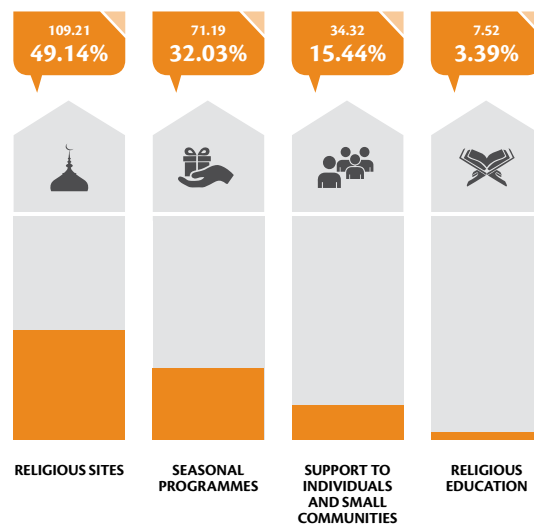
Humanitarian

1,801.69
27.16%



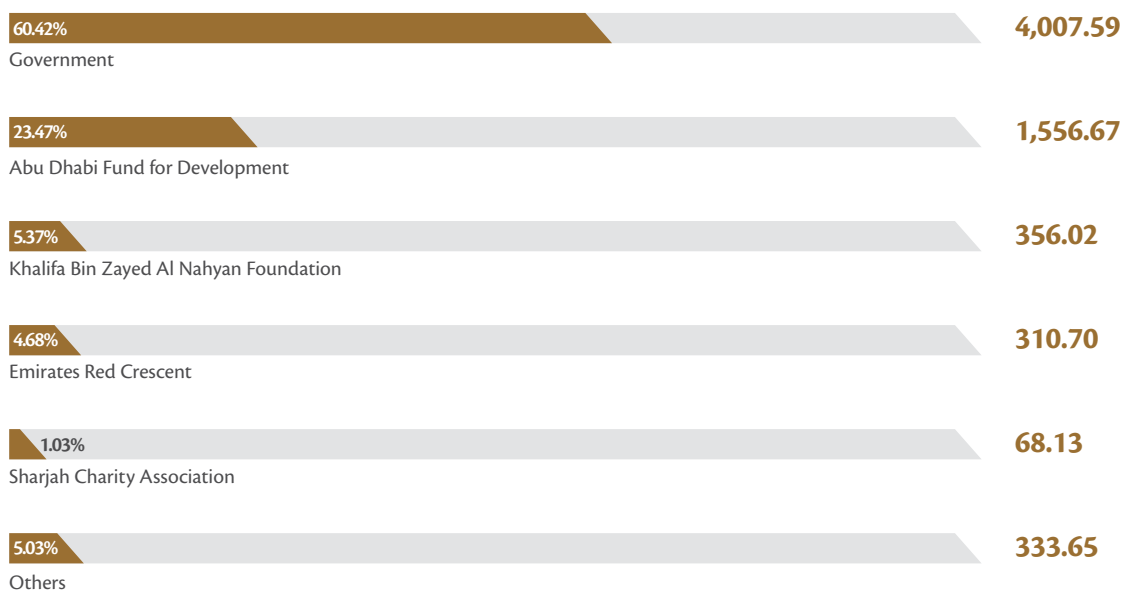
Charity

222.24
3.35%



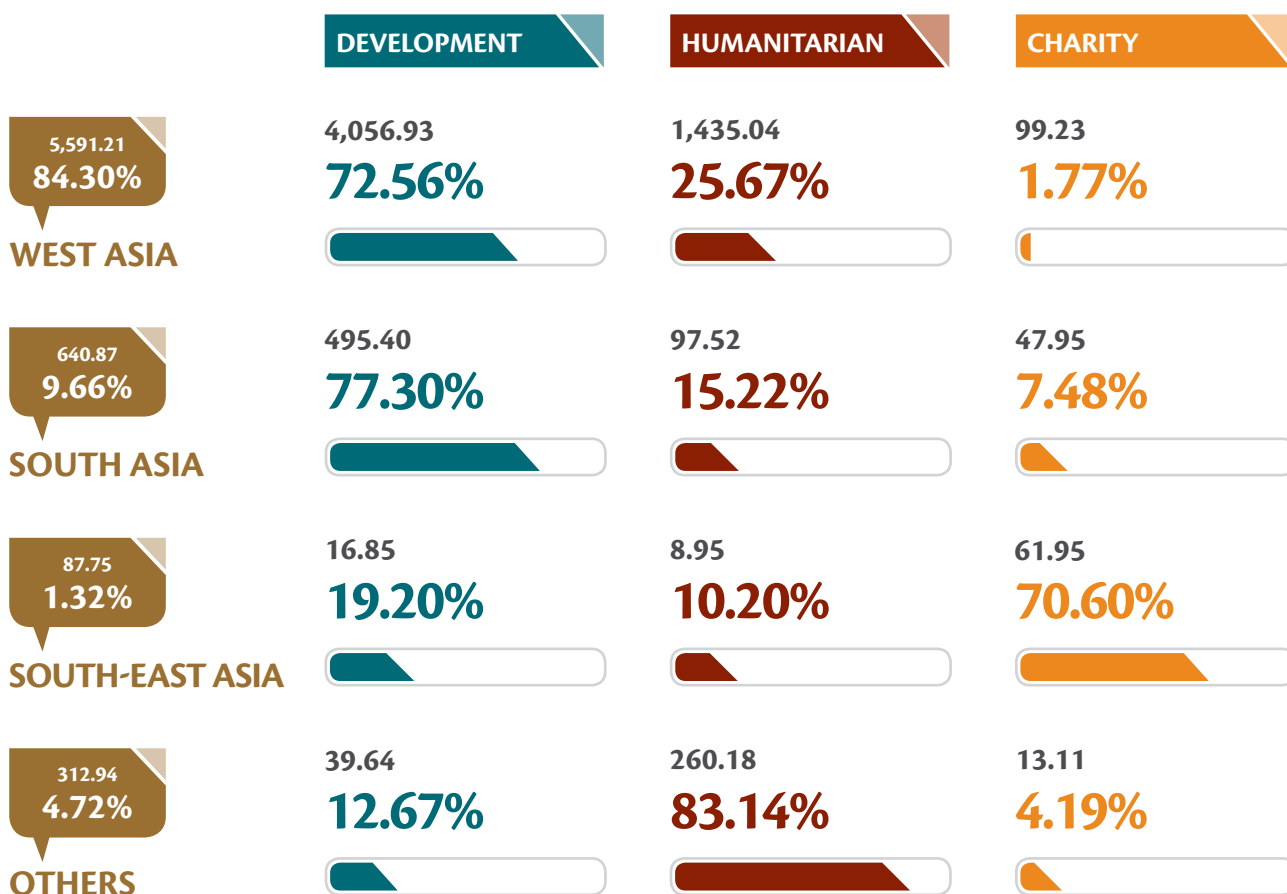
BY DONOR

(in AED millions and as % of total, 2015)



BY REGION AND ASSISTANCE CATEGORY

(in AED millions and as % of total, 2015)



EUROPE

In 2015, the UAE provided

AED 162.4 million (USD 44.2 million)

in foreign assistance to Europe, with 44.1 percent in the form of grants. A significant proportion of this funding, 92.7 percent, went to projects directly implemented by UAE donor entities.



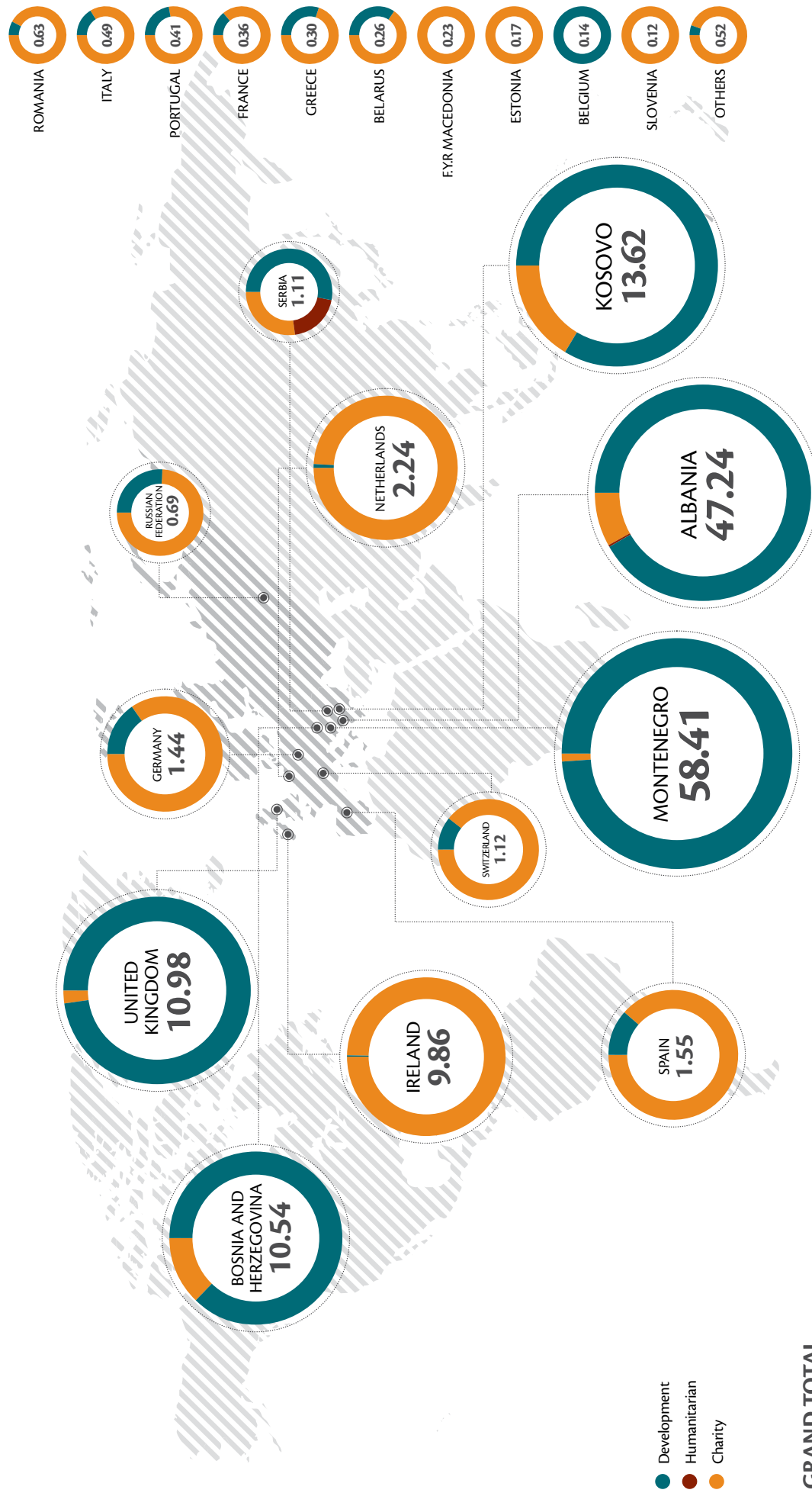
Supporting people with disabilities in Bosnia and Herzegovina
(source: Emirates Red Crescent)

EXHIBIT 11

BY COUNTRY AND ASSISTANCE CATEGORY

(in AED millions, 2015)

EUROPE



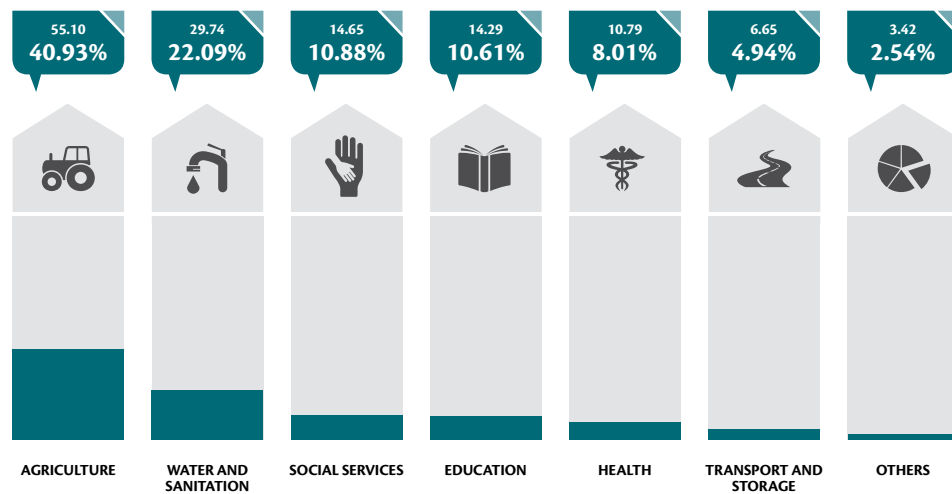
GRAND TOTAL
162.41

BY SECTOR AND ASSISTANCE CATEGORY

(In AED millions and as % of total, 2015)


Development

134.63
82.90%



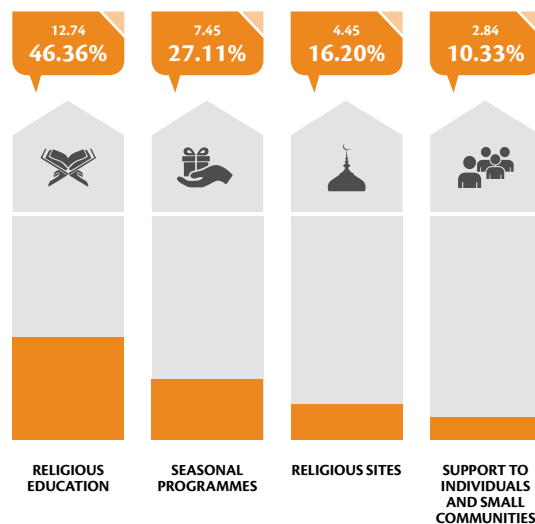

Humanitarian

0.28
0.18%




Charity

27.49
16.92%



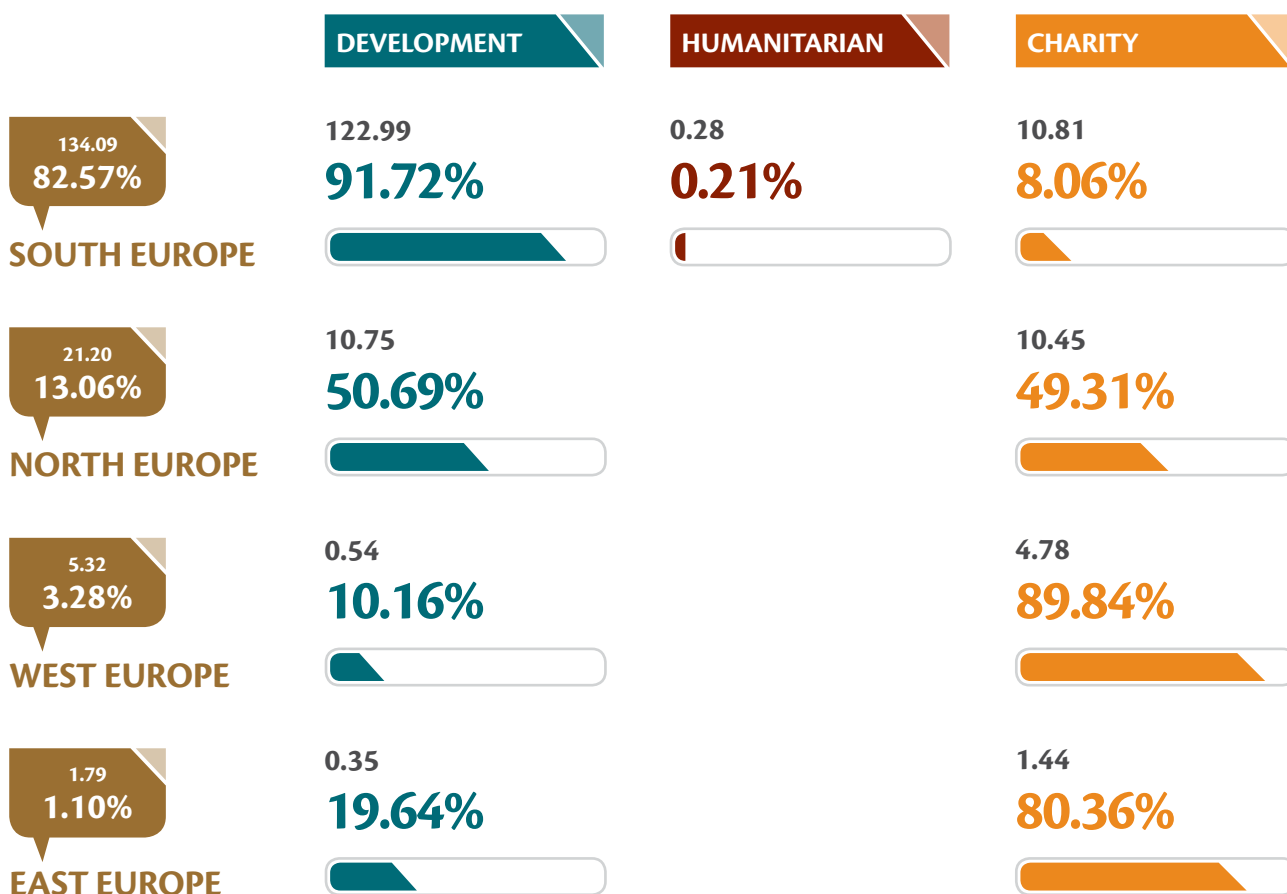
BY DONOR

(in AED millions and as % of total, 2015)



BY REGION AND ASSISTANCE CATEGORY

(in AED millions and as % of total, 2015)



OCEANIA

In 2015, the UAE provided

AED 97.0 million (USD 26.4 million)

in foreign assistance to Oceania, representing an increase of nearly 170 percent over 2014. All of these funds were provided as grants, with the vast majority, 98.2 percent, disbursed in the form of direct project implementation.



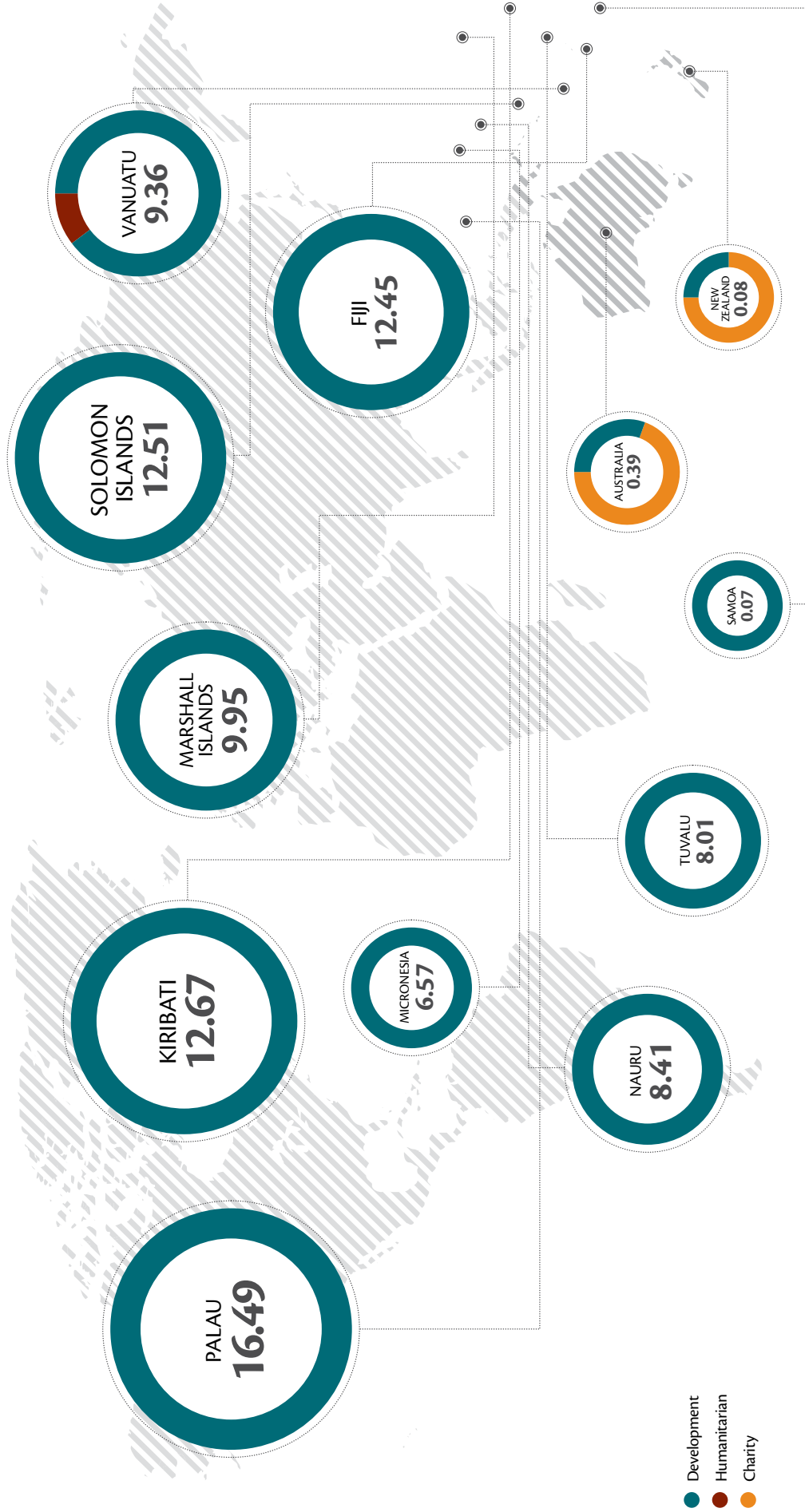
Masdar delivers Samoa's first wind farm
(Source: Masdar)

EXHIBIT 12

BY COUNTRY AND ASSISTANCE CATEGORY

(in AED millions, 2015)

OCEANIA



GRAND TOTAL
96.97

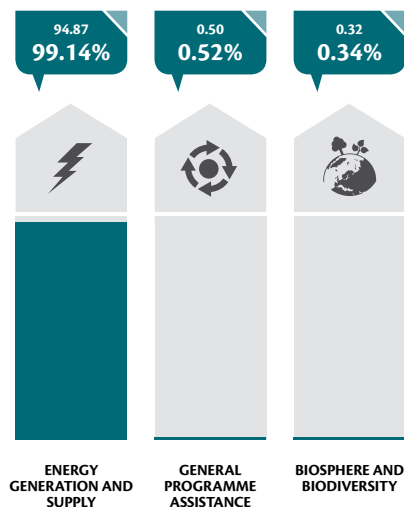
BY SECTOR AND ASSISTANCE CATEGORY

(In AED millions and as % of total, 2015)

Development

95.70

98.68%



Humanitarian

0.95

0.98%



Charity

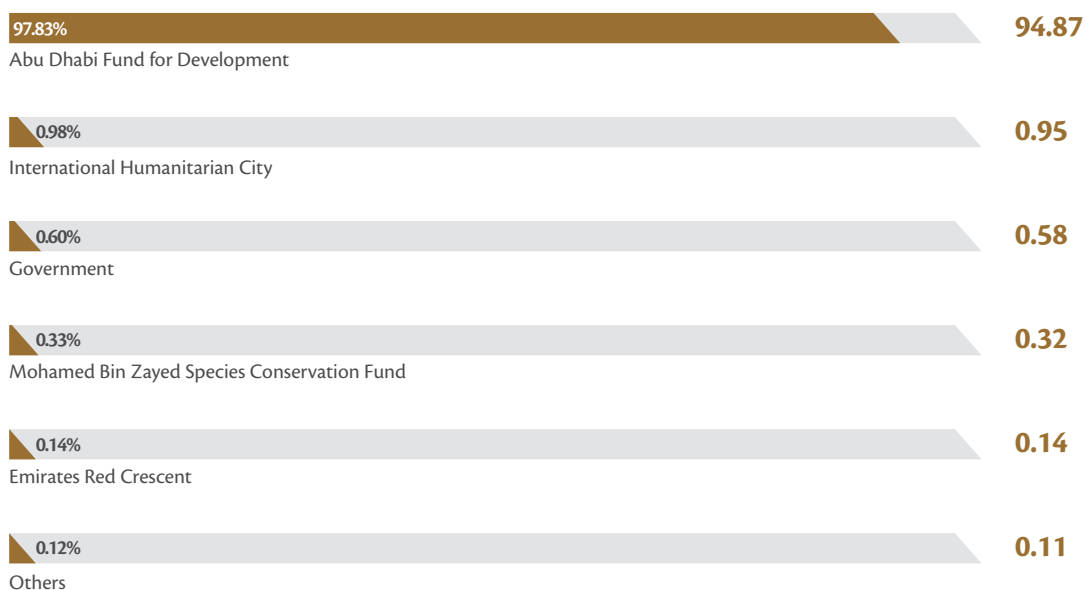
0.33

0.34%



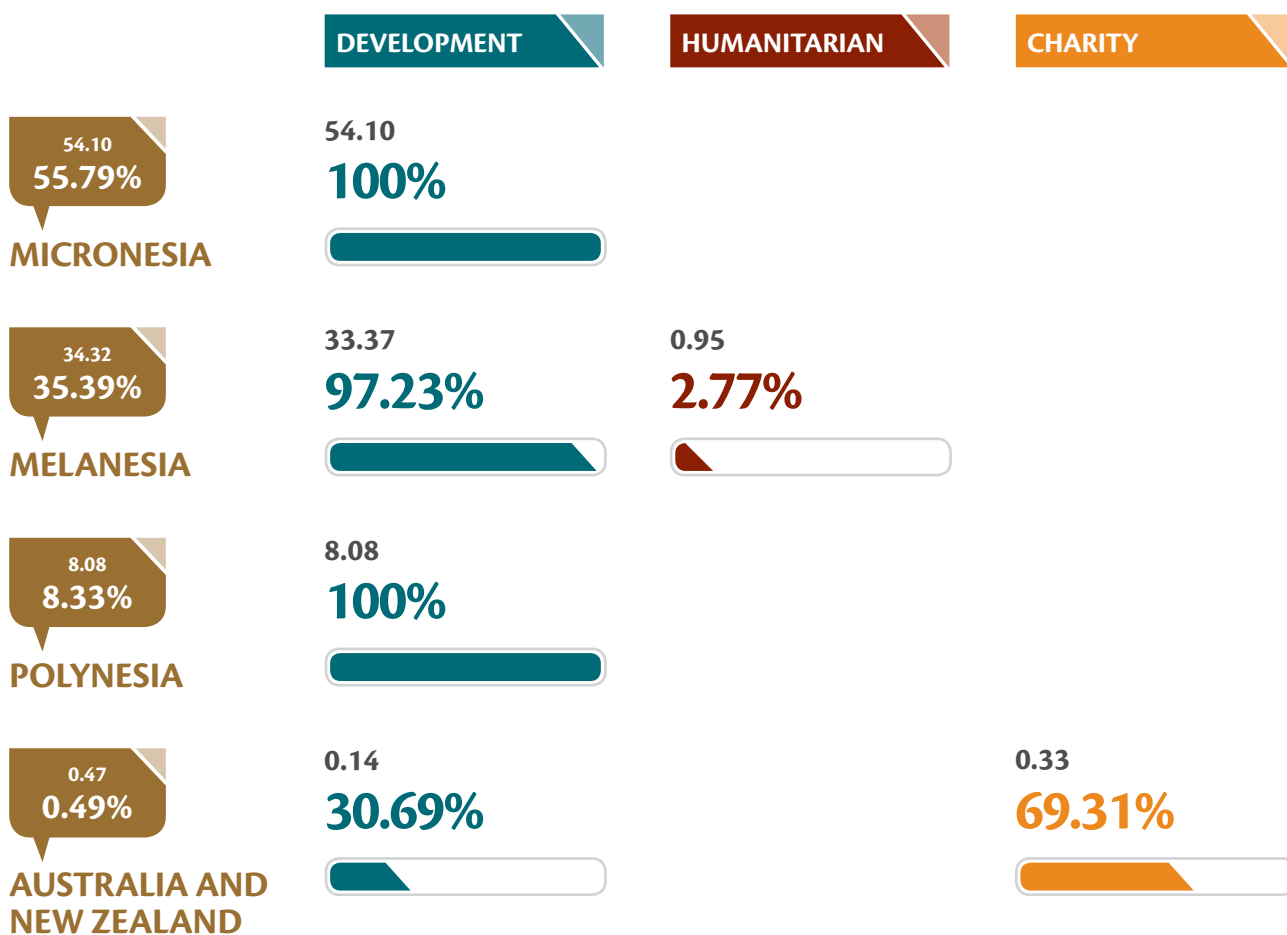
BY DONOR

(in AED millions and as % of total, 2015)



BY REGION AND ASSISTANCE CATEGORY

(in AED millions and as % of total, 2015)



AMERICAS

In 2015, the UAE provided

AED 6.4 million (USD 1.7 million)

in foreign assistance to the Americas. More than half of these funds (52.9 percent) were disbursed to national NGOs and civil societies.



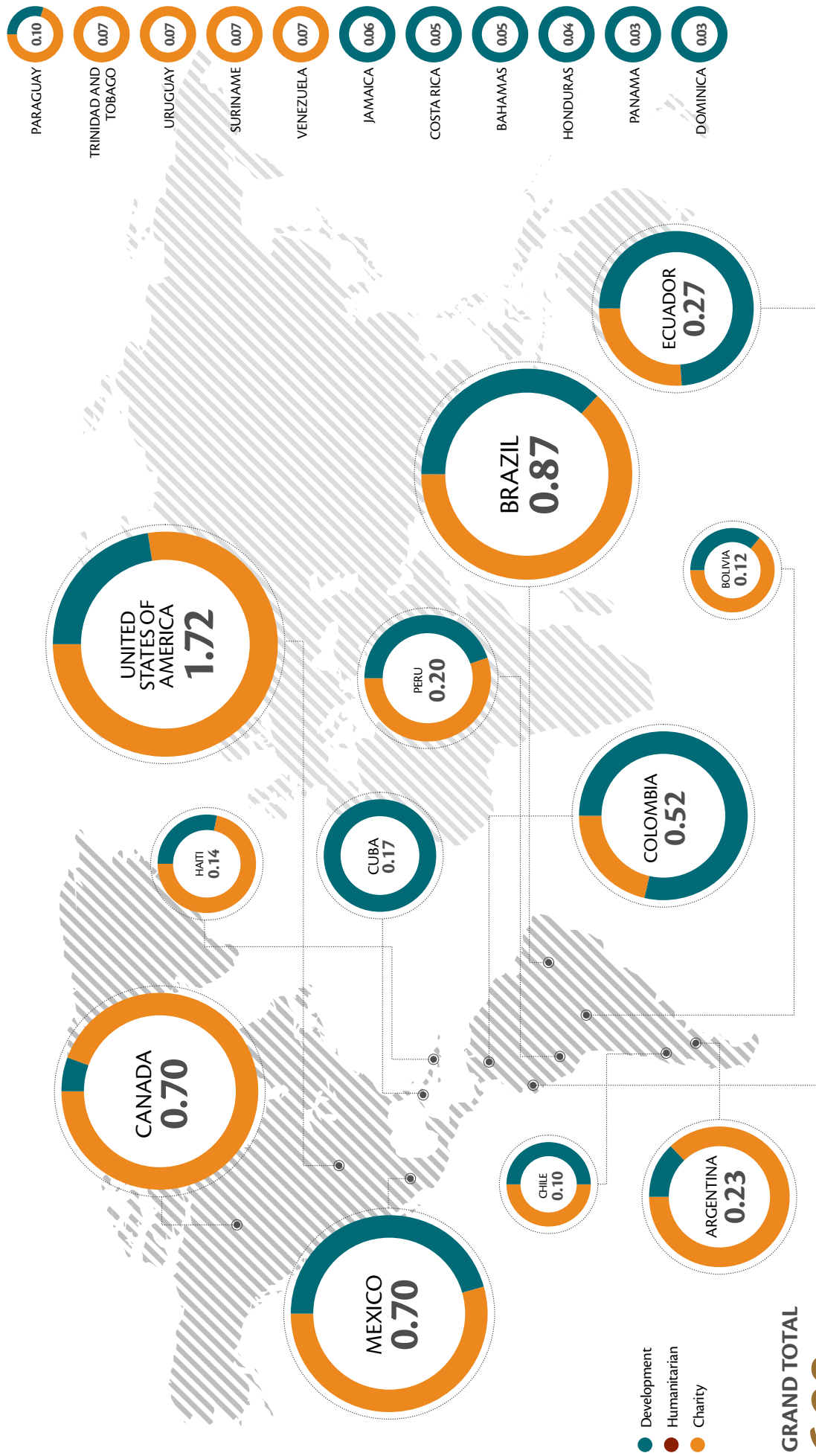
Distribution of school supplies to primary students in Santiago, Chile
(Source: Emirates Red Crescent)

EXHIBIT 13

BY COUNTRY AND ASSISTANCE CATEGORY

(in AED millions, 2015)

AMERICAS



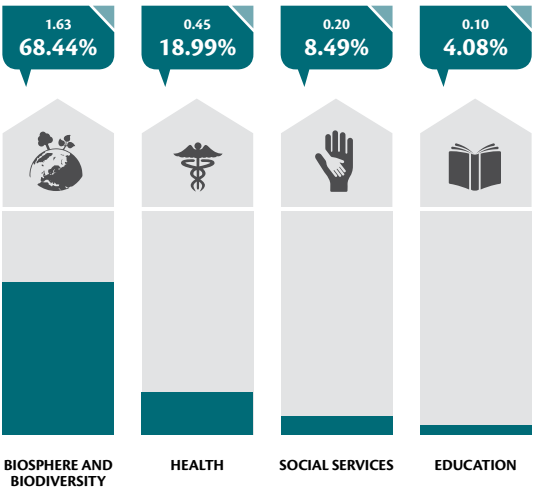
GRAND TOTAL
6.38

BY SECTOR AND ASSISTANCE CATEGORY

(In AED millions and as % of total, 2015)

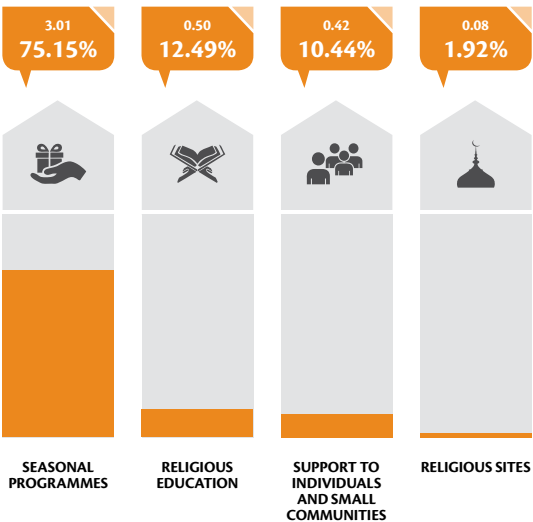
Development

2.38
37.28%



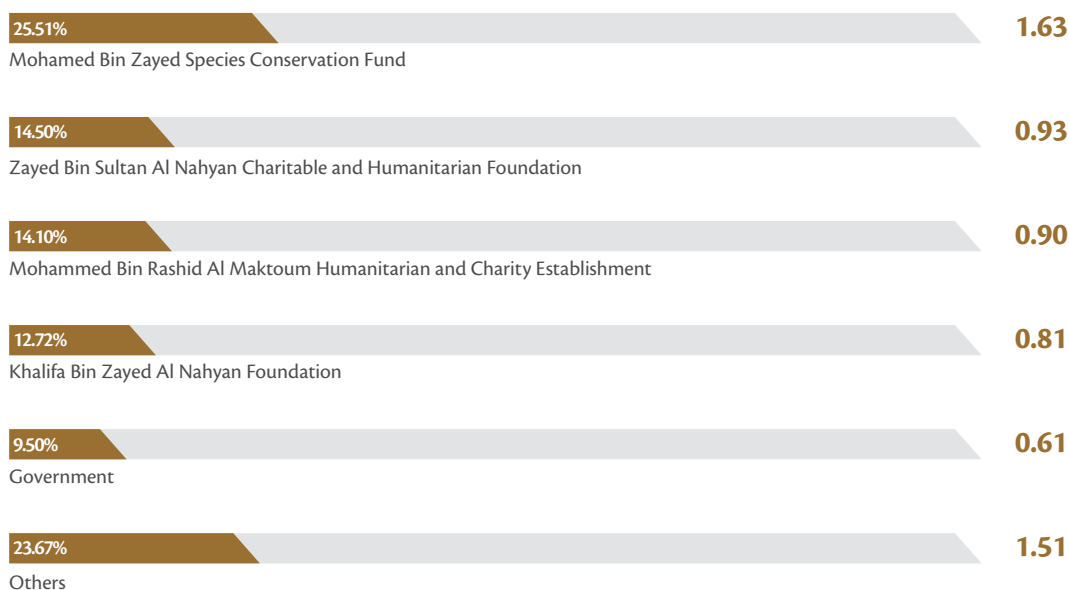
Charity

4.00
62.72%



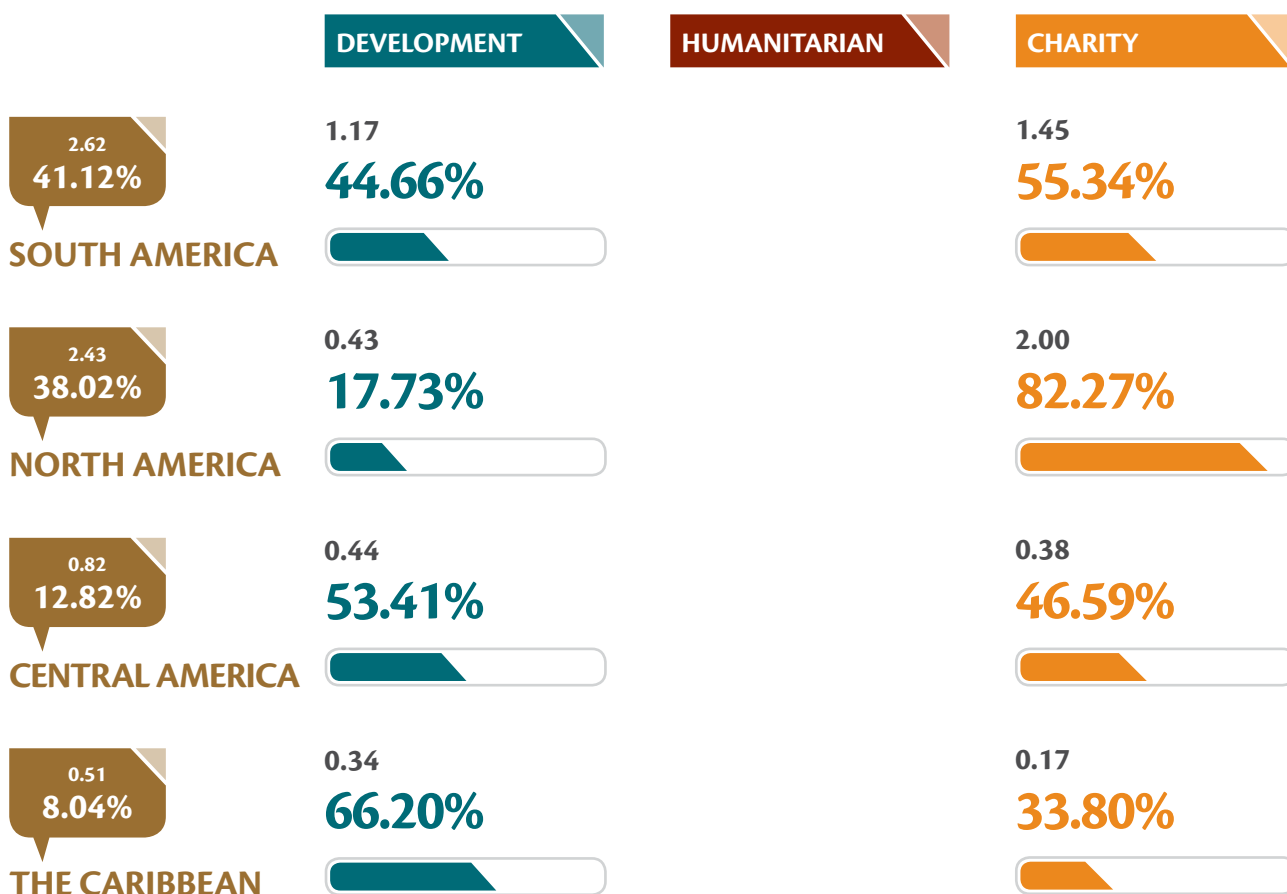
BY DONOR

(in AED millions and as % of total, 2015)



BY REGION AND ASSISTANCE CATEGORY

(in AED millions and as % of total, 2015)



GLOBAL

In 2015, the UAE provided

AED 321.2 million (USD 87.4 million)


to projects with global benefits. More than 60 percent of these were provided as core budget support to multilateral organisations.



Emergency relief items prepared for distribution
(Source: Emirates Red Crescent)

EXHIBIT 14 BY DONOR

(in AED millions and as % of total, 2015)

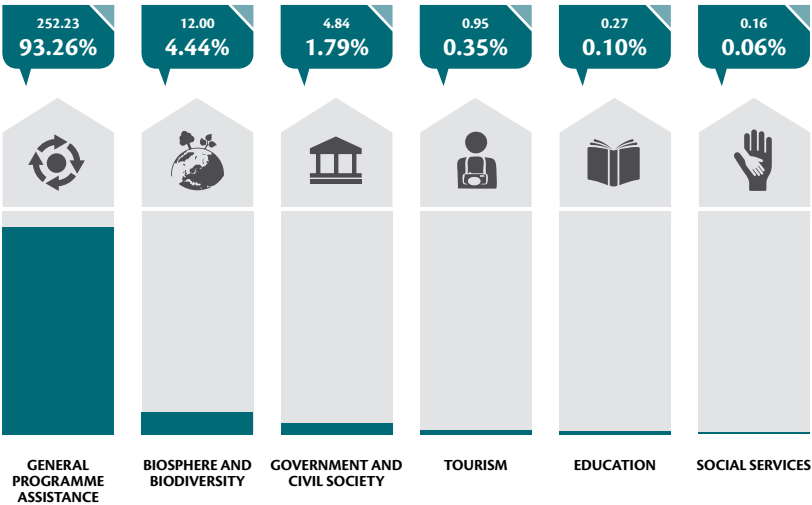


BY SECTOR AND ASSISTANCE CATEGORY

(In AED millions and as % of total, 2015)

Development

270.45
84.20%



Humanitarian

37.79
11.77%



Charity

12.94
4.03%



EGYPT

UAE Assistance to Egypt (2015) AED 23.27 billion (USD 6.34 billion)

For the third year in a row, Egypt remained the primary beneficiary of UAE assistance in 2015, receiving 72.0 percent of the total for the year. The AED 23.27 billion (USD 6.34 billion) of assistance to Egypt was largely coordinated by the UAE-Egypt Liaison Office for Infrastructure and Development Projects, and represents an increase of 97.6 percent over 2014. The vast majority, AED 21.55 billion (USD 5.87 billion), was provided in the form of concessional loans.



Solar panels installation in Egypt

(Source: Coordination Office of the UAE-funded Development Projects in Egypt)

The sectors supported by the UAE in 2015 include:

COMMODITY AID

Over 60 percent of assistance to Egypt in 2015 was earmarked by the UAE to support the import of petroleum products for six months and provide the energy necessary for private consumption, production processes, industry, and construction.

GENERAL PROGRAMME ASSISTANCE

The UAE provided a concessional loan of AED 7.35 billion (USD 2.0 billion) to the Central Bank of Egypt, in order to bolster the Egyptian reserve of foreign currency. The remaining funds in this sector, AED 16.3 million (USD 4.4 million), were given to support Egypt's economic recovery by increasing the government's general budget and reducing the financial deficit. The package has so far helped to promote economic stability, stimulate production and development, and create

job opportunities. In addition, the economic refresher package aimed to finance social housing and health insurance for those with limited income, and improve the state's infrastructure and energy supply. These priorities were identified on the basis of the Egyptian government's needs and development goals.

AGRICULTURE

The UAE contributed AED 488.6 million (USD 133.0 million) for the construction of 25 wheat storage silos in 16 governorates. With a volume of 1.5 million metric tonnes, the new silos have doubled the country's wheat storage capacity, greatly reduced wastage and enabled wheat reserves of five months. The increased storage facilities will also strengthen the position of the Egyptian government when negotiating the purchase of imported wheat.

INFRASTRUCTURE DEVELOPMENT

In 2015, the UAE helped to complete the construction of 50,000 housing units with a contribution of AED 551.0 million (USD 150.0 million). This project was conducted across 18 Egyptian governorates, targeting low-income families. Serving as urban communities and intended to reduce the pressure on major cities, the developments include mosques, commercial and recreational centres and nurseries. As well as reducing the social costs that are associated with slums, this project has provided over 230,000 construction jobs and 10,000 permanent jobs.

WATER AND SANITATION

Through the UAE's water and sanitation projects, 141 villages have been provided with sanitation networks, serving 1.7 million people and helping to reduce the spread of water-borne infectious diseases.

TRANSPORT AND STORAGE

In 2015, the UAE contributed AED 403.7 million (USD 109.9 million) towards fixing pedestrian crossings, AED 35.4 million (USD 9.6 million) towards building four flyovers

in areas of dense traffic. These projects benefitted three million people and were designed to reduce accidents and facilitate traffic. The UAE also helped to alleviate the public transport shortage in Greater Cairo with a contribution of 600 buses to the Public Transport Authority, serving around 18 million commuters monthly.

EDUCATION

In 2015, the UAE supervised the delivery of 100 new schools in 18 governorates, with a capacity for 67,000 students and a total value of AED 98.4 million (USD 26.8 million). A vocational training programme has also been established in 15 governorates, targeting 100,000 trainees in 2015.

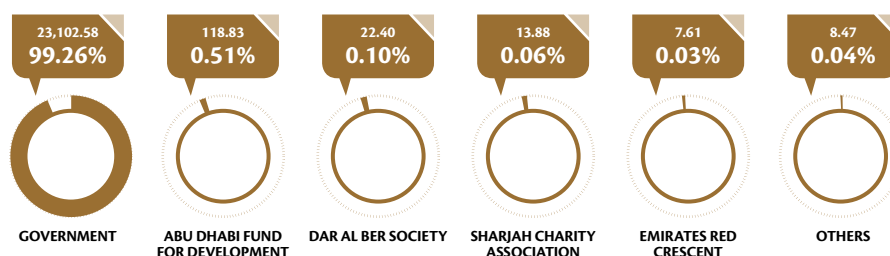
HEALTH

In 2015, the UAE helped to complete the building and delivery of 78 family medicine units in remote villages across 23 Egyptian governorates, in order to service 780,000 people. The UAE also granted AED 9.1 million (USD 2.5 million) to complete a project that enables the production of vaccines, insulin and serums.

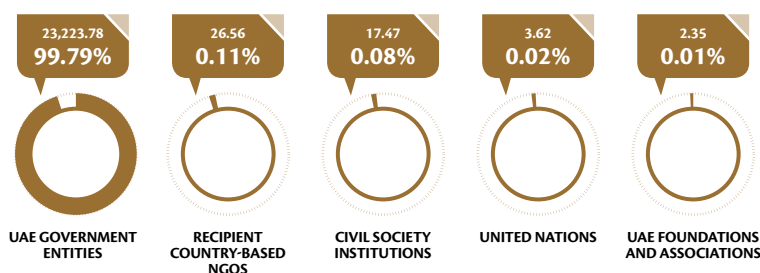
EXHIBIT 15 BY DONOR, CHANNEL OF DELIVERY AND SECTOR

(in AED millions and as % of total, 2015)

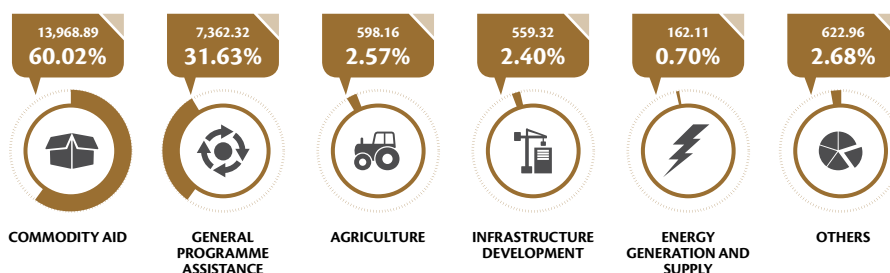
By Donor



By Channel of Delivery



By Sector



YEMEN

UAE Assistance to Yemen (2015) AED 3.34 billion (USD 908.0 million)

Yemen continues to be a major recipient of UAE foreign assistance, receiving AED 3.34 billion (USD 908.0 million) in 2015. These funds, provided exclusively in the form of grants, represent a 13-fold increase over 2014. UAE assistance to Yemen spanned ten governorates in the north and south of the country - Aden, Taiz, Lahij, Dhale, Shabwah, Abyan, Al Mahrah, Ma'rib, Hadhramaut and Socotra – and reached more than two million people.



Young Yemenis receive food parcels in Aden, Yemen
(Source: Emirates Red Crescent)

The sectors supported by the UAE in 2015 include:

HUMANITARIAN AID AND EMERGENCY RELIEF

UAE humanitarian assistance in Yemen is overseen by the Emirates Red Crescent relief team, through a team of 1,000 Yemeni individuals and in partnership with local and international organisations.

More than 30,000 tonnes of food assistance, valued at AED 400.0 million (USD 109.1 million), was distributed, including rice, flour, sugar, palm oil, tea, salt, tuna, beans, chick beans, lentils and dates. Emergency medical assistance with a value of AED 152.1 million (USD 41.4 million) included over 1,000 tonnes of medicine and medical equipment. Other relief items amounted to AED 145.9 million (USD 39.7 million).

ENERGY GENERATION AND SUPPLY

Following a visit by a specialised UAE team to evaluate Yemen's energy needs, assistance in this sector focused on building new power stations, as well as maintaining and increasing the current operational capacity of several power stations in the governorate of Aden. In addition to barrels of fuel valued at AED 200.0 million (USD 54.5 million), new power stations have been built and electricity generators were provided by the Emirates Red Crescent and the Khalifa Foundation, with a total value of AED 405.2 million (USD 110.3 million).

GENERAL PROGRAMME ASSISTANCE

The UAE's General Programme Assistance to Yemen was entirely provided to support the general budget of the Yemeni government, in order to help bridge the gap in public spending on commodities and services.

TRANSPORT AND STORAGE

The UAE contributed AED 151.8 million (USD 41.3 million) for the rehabilitation of Aden International Airport, which is facilitating the delivery of relief items across the country, and helping to transport the wounded to receive treatment abroad. Assistance in this sector also included providing civil transport vehicles for government employees, firefighting vehicles, waste vehicles and transport trucks.

GOVERNMENT AND CIVIL SOCIETY

The majority of UAE assistance in this sector, 98.7 percent, was provided to support the administrative policies of the public sector, including restoration of internal security through the rehabilitation and maintenance of 11 security institutions, including police stations, coast guard centres, and inspection buildings.

HEALTH

The UAE's Health assistance to Yemen in 2015 included the rehabilitation of Aden Hospital by the Emirates Red Crescent, establishment of a National Cancer Centre in Sana'a, and payment of physicians' salaries at the Sheikh Khalifa Hospital in Socotra.

EDUCATION

UAE activities in this sector included the rehabilitation of 154 schools, an amount representing approximately 14 percent of the total schools out of service; as well as the provision of equipment, with a total value of AED 80.7 million (USD 22.0 million).

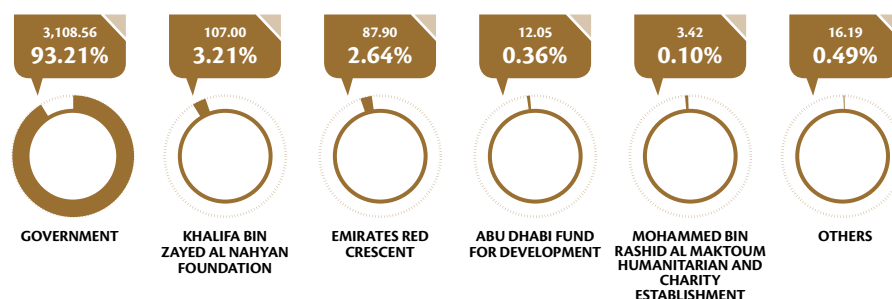
WATER AND SANITATION

In 2015, the UAE funded rehabilitation and operation of water and sanitation stations in Aden and its surrounding governorates. A number of small projects were also implemented to maintain wells and water networks, with a total value of AED 37.8 million (USD 10.3 million).

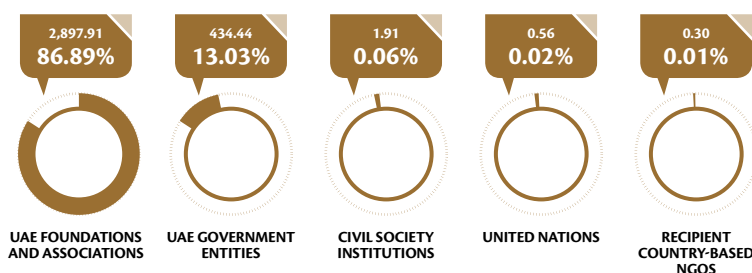
EXHIBIT 16 BY DONOR, CHANNEL OF DELIVERY AND SECTOR

(in AED millions and as % of total, 2015)


By Donor



By Channel of Delivery



By Sector



JORDAN

UAE Assistance to Jordan (2015) AED 847.1 million (USD 230.6 million)

Jordan was the third largest recipient of UAE assistance in 2015, receiving a total of AED 847.1 million (USD 230.6 million), almost all of which, 99.0 percent, was provided as grants. The sectors supported by the UAE in 2015 include:

TRANSPORT AND STORAGE

The UAE provided AED 470.3 million (USD 128.0 million) in 2015, through the Abu Dhabi Fund for Development, to expand and improve roads, build facilities to store oil products, support the to Amman Development Pass Project, and implement offshore works to build a liquefied natural gas port.

HUMANITARIAN AID AND EMERGENCY RELIEF

UAE assistance in this sector was predominantly provided by the UAE Relief Team and the Emirates Red Crescent, and focused on meeting the needs of the Syrian refugees in Jordan through operating and maintaining the Mrageeb Al Hood camp, providing health aid, food, various relief materials, shelter

and non-food items. The UAE also gave grants to several international organisations: AED 7.2 million (USD 2.0 million) for health projects conducted by the UN High Commissioner for Refugees; AED 5.5 million (USD 1.5 million) for the World Food Programme's food distributions at Al Zaatari camp; and AED 3.7 million (USD 1.0 million) for the International Rescue Committee's health projects.

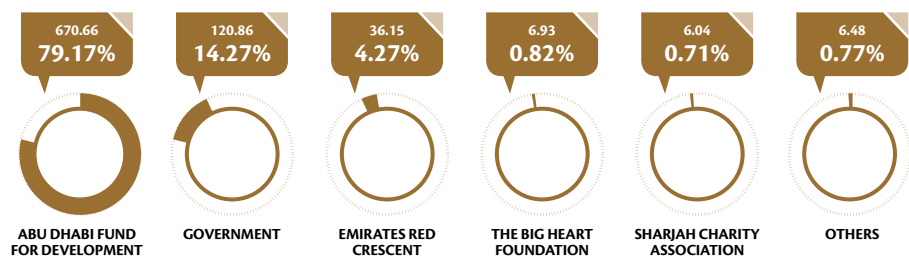
EDUCATION

UAE activities in this sector focused on the Abu Dhabi Fund for Development's projects to build 85 schools, develop technical education in community colleges, build infrastructure for public universities, and improve the quality of tertiary education.

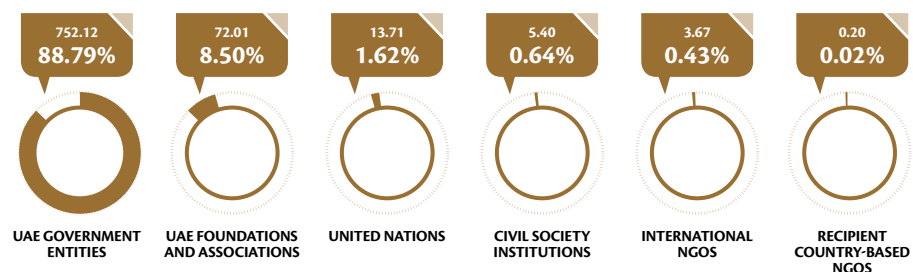
EXHIBIT 17 BY DONOR, CHANNEL OF DELIVERY AND SECTOR

(in AED millions and as % of total, 2015)

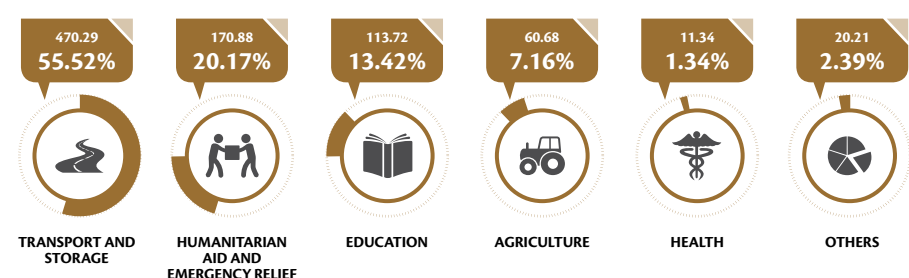
By Donor



By Channel of Delivery



By Sector





Al Wahda Dam in Jordan
(Source Abu Dhabi Fund for Development)

IRAQ

UAE Assistance to Iraq (2015) AED 495.6 million (USD 134.9 million)

UAE assistance to Iraq amounted to AED 495.6 million (USD 134.9 million) in 2015, a fivefold increase over 2014. All of these funds were given as grants.



Internally-displaced Iraqis housed in a temporary shelter at the UAE camp in Iraqi Kurdistan
(Source: Emirates Red Crescent)

The sectors supported by the UAE in 2015 include:


HUMANITARIAN AID AND EMERGENCY RELIEF

The UAE government distributed relief items in Kurdistan, with a value of AED 146.9 million (USD 40.0 million). The Emirates Red Crescent conducted a number of major humanitarian projects in Erbil, including providing winter provisions and medical supplies for Syrian refugees.

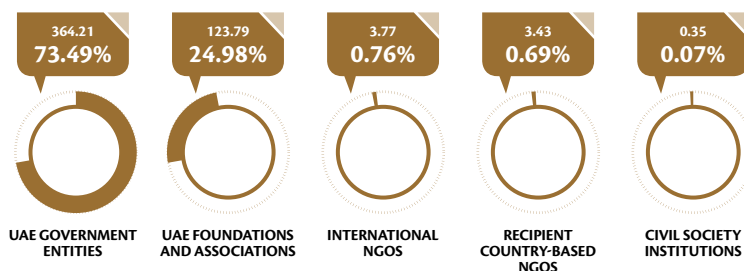
EXHIBIT 18 BY DONOR, CHANNEL OF DELIVERY AND SECTOR

(in AED millions and as % of total, 2015)


By Donor



By Channel of Delivery



By Sector



Distribution of food packages in Iraq
(Source: Emirates Red Crescent)

SUDAN

UAE Assistance to Sudan (2015) AED 397.6 million (USD 108.2 million)

In 2015, Sudan received AED 397.6 million (USD 108.2 million) of UAE assistance, representing a sevenfold increase over 2014. This was almost evenly split between grants and loans, with 44.8 percent of assistance given as grants and the remainder given as concessional loans.



Patients standing in a queue to receive eye checkup
(Source: Noor Dubai Foundation)

The sectors supported by the UAE in 2015 include:

AGRICULTURE

UAE assistance in this sector was largely provided by the Abu Dhabi Fund for Development and used to establish the Upper Atbara and Setit Dam Complex. The Complex is expected to secure drinking and irrigation water, increase the size of agricultural lands in the region and provide additional electricity using hydraulic generation.

GENERAL PROGRAMME ASSISTANCE

The UAE contributed AED 118.5 million (USD 32.3 million) towards Sudan's general budget in order to reduce the financial deficit and allow for expansion in education and health services as well as health insurance coverage for the poor.

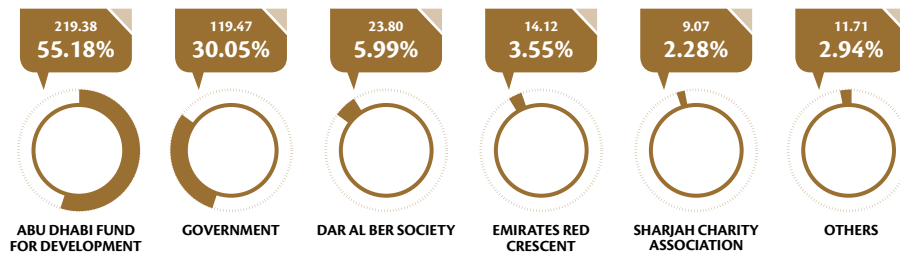
EDUCATION

In 2015, the Al Maktoum Foundation disbursed AED 4.87 million (USD 1.3 million) to support the operating costs of the International University of Africa, in addition to funding the budgets of schools run by the Foundation in Sudan. Dar Al Ber Society disbursed AED 3.6 million (USD 1.0 million) to cover teachers' salaries and provide financial support to students.

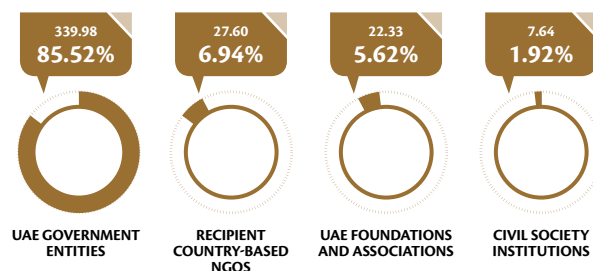
EXHIBIT 19 BY DONOR, CHANNEL OF DELIVERY AND SECTOR

(in AED millions and as % of total, 2015)

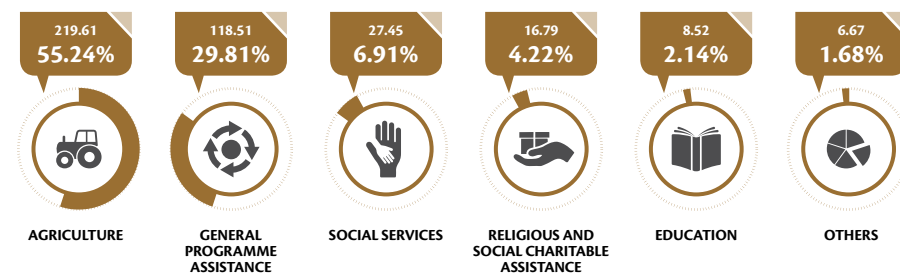
By Donor



By Channel of Delivery



By Sector



MOROCCO

UAE Assistance to Morocco (2015)
AED 368.6 million
(USD 100.3 million)

Morocco remained one of the top ten recipients of UAE assistance in 2015, with a total of AED 368.6 million (USD 100.3 million). Nearly two thirds (65.7 percent) of this assistance was given as grants.



Sheikh Zayed Hospital in Morocco
(Source: Emirates Red Crescent)

The sectors supported by the UAE in 2015 include:

TRANSPORT AND STORAGE

UAE assistance in this sector was extended by the Abu Dhabi Fund for Development and largely focused on implementing a high-speed train to connect the cities of Tangier and Casablanca, with a total cost of AED 125.0 million (USD 34.0 million), and AED 37.1 million (USD 10.1 million) for the development and rehabilitation of Casablanca Seaport. The project serves as a stimulus for economic and social activities that will also help secure more than 45,000 jobs. Smaller activities in this sector include expanding the Guelmim Airport and building four logistics and land transport training institutes in Taourirt, Casablanca, Tangier and Agadir.

WATER AND SANITATION

In 2015, the UAE provided AED 27.3 million (USD 7.4 million) to construct the Khroub Dam, which will provide the residents of Tangier and Asilah with drinking water, in addition to AED 45.4 million (USD 12.5 million) for several smaller projects to supply the cities of Khouribga, Bogor and Dakhla with drinking water.

HEALTH

In 2015, the UAE granted AED 21.9 million (USD 6.0 million) to supply Mohammed VI University Hospital with medical equipment. The new centre has 916 beds and includes a Mother and Child Hospital and an Oncology Hospital. The Khalifa Foundation provided AED 15.1 million (USD 4.1 million) for the construction of the Sheikh Khalifa bin Zayed Al Nahyan Hospital in Casablanca.

INFRASTRUCTURE DEVELOPMENT

UAE funding in 2015 facilitated the completion of housing units for hundreds of thousands of limited-income families in Marrakesh, Casablanca, Fes and Meknes.

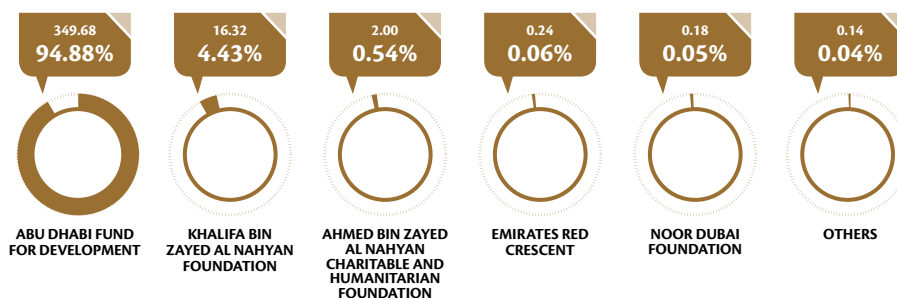
EDUCATION

In 2015, the UAE granted AED 169.9 million (USD 46.3 million) to build and equip a faculty of medicine and pharmacy in Tangier, and 13 educational institutes in various fields.

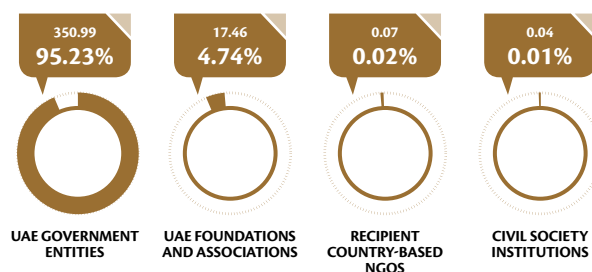
EXHIBIT 20 BY DONOR, CHANNEL OF DELIVERY AND SECTOR

(in AED millions and as % of total, 2015)

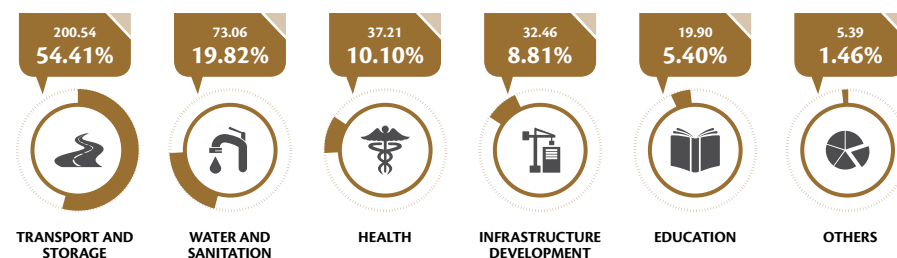
By Donor



By Channel of Delivery



By Sector



PAKISTAN

UAE Assistance to Pakistan (2015)
AED 312.6 million
(USD 85.1 million)

Pakistan received AED 312.6 million (USD 85.1 million) in assistance from the UAE in 2015. These disbursements were provided exclusively as grants, and mostly towards the health sector which received nearly half of the total.



Girls receiving education in Pakistan
(Source: UAE –Pakistan Assistance Programme)

The sectors supported by the UAE in 2015 include:

HEALTH

The UAE-Pakistan Assistance Programme and the UAE Embassy in Pakistan conducted several health projects in 2015, including: vaccinating 17.4 million children against polio, at a cost of AED 77.9 million (USD 21.2 million); providing medical equipment and maintenance services for the Sheikh Khalifa Hospital in Quetta, at a cost of AED 27.0 million (USD 7.3 million); and constructing and equipping of the UAE Hospital in Islamabad, with a cost of AED 30.4 million (USD 8.3 million).

TRANSPORT AND STORAGE

The Abu Dhabi Fund for Development supported the construction of the Makeen-Miranshah road, which will connect

southern and northern Waziristan, serving three major cities and approximately 20 villages as well as helping to facilitate the movement of people and goods.

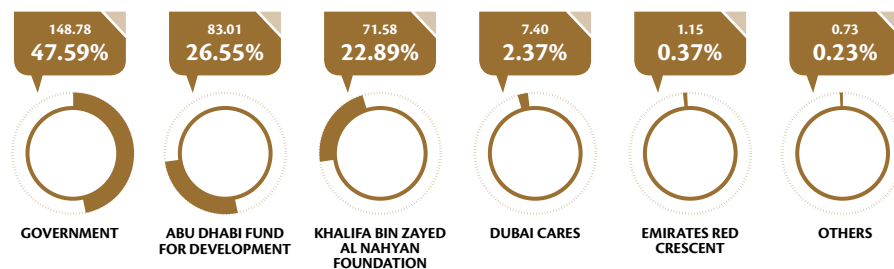
EDUCATION

Projects in the education sector include completing the construction of Sheikh Zayed International Academy and a number of training colleges, with total expenditures reaching AED 9.2 million (USD 2.5 million). A further 51 schools, technical institutes and colleges were also rehabilitated and constructed, at a total cost of AED 2.7 million (USD 0.8 million).

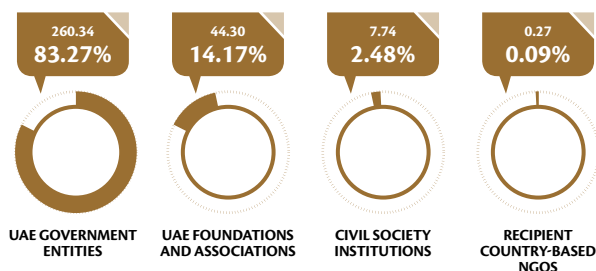
EXHIBIT 21 BY DONOR, CHANNEL OF DELIVERY AND SECTOR

(in AED millions and as % of total, 2015)

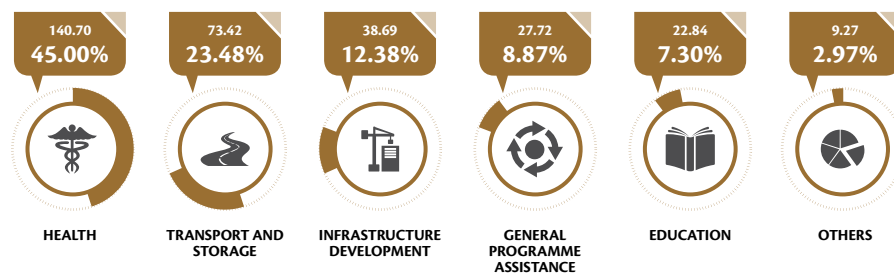
By Donor



By Channel of Delivery



By Sector



A primary school for girls in Pakistan
(Source: UAE –Pakistan Assistance Programme)



A child receives with a smile a food aid package
(Source: UAE –Pakistan Assistance Programme)

LIBYA

UAE Assistance to Libya (2015) AED 230.2 million (USD 62.7 million)

Libya received AED 230.2 million (USD 62.7 million) in assistance from the UAE, representing an increase of 23.0 percent over 2014. All UAE funds to Libya in 2015 were given in the form of grants for humanitarian assistance.

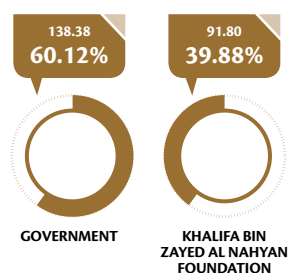
HUMANITARIAN AID AND EMERGENCY RELIEF

In addition to a range of humanitarian and emergency relief items totaling AED 138.4 million (USD 37.7 million), the UAE also disbursed funds towards a series of air bridge support to deliver medical equipment and supplies to the affected population in Libya valued at AED 91.8 million (USD 25.0 million).

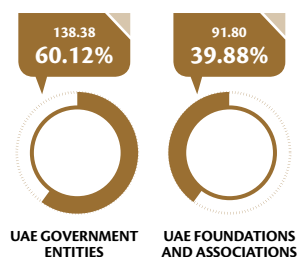
EXHIBIT 22 BY DONOR, CHANNEL OF DELIVERY AND SECTOR

(in AED millions and as % of total, 2015)

By Donor



By Channel of Delivery



By Sector



AFGHANISTAN

UAE Assistance to Afghanistan (2015)
AED 211.8 million
(USD 57.7 million)

In 2015, Afghanistan received AED 211.8 million (USD 57.7 million) in UAE assistance. All of these funds were provided in the form of grants.



Book reading at a school's library in Afghanistan
(Source: Khalifa Bin Zayed Al Nahyan Foundation)

The sectors supported by the UAE in 2015 include:

INFRASTRUCTURE DEVELOPMENT

The Abu Dhabi Fund for Development disbursed AED 106.4 million (USD 29.0 million) for the completion of 40,000 social housing units.

HUMANITARIAN AND EMERGENCY RELIEF

The UAE Committee for Coordination of Humanitarian Aid, which coordinates and oversees UAE humanitarian projects in Afghanistan, disbursed AED 36.7 million (USD 10.0 million). The Khalifa Foundation provided fortified food to children and

infants across the country valuing AED 51.5 million (USD 14.0 million). The Foundation also provided food and supplies for winter, including blankets, clothing, school bags and tents to families in Nimroz Province.

HEALTH

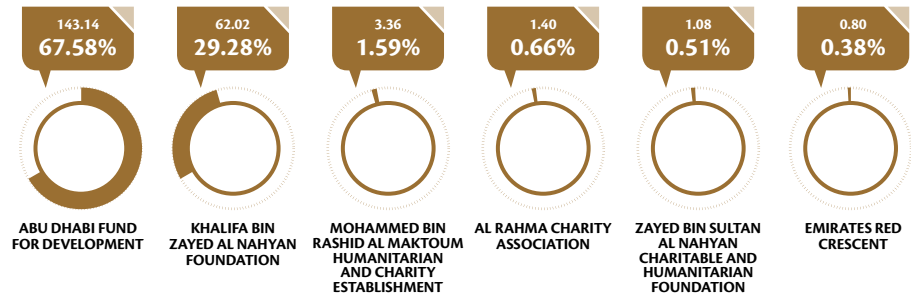
The Khalifa Foundation implemented healthcare projects totalling AED 10.3 million (USD 2.7 million).

EXHIBIT 23

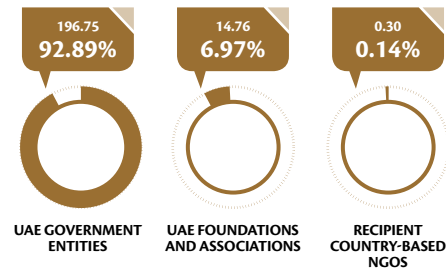
BY DONOR, CHANNEL OF DELIVERY AND SECTOR

(in AED millions and as % of total, 2015)


By Donor



By Channel of Delivery



By Sector



MAURITANIA

UAE Assistance to Mauritania (2015)

AED 186.3 million
(USD 50.7 million)

Mauritania received AED 186.3 million (USD 50.7 million) of UAE assistance in 2015, which represents a sevenfold increase over 2014. The majority, 85.6 percent, of these funds were provided in the form of grants.

The sectors supported by the UAE in 2015 include:

GENERAL PROGRAMME ASSISTANCE

The UAE provided AED 126.1 million (USD 34.3 million) as general budget support for the government of Mauritania.

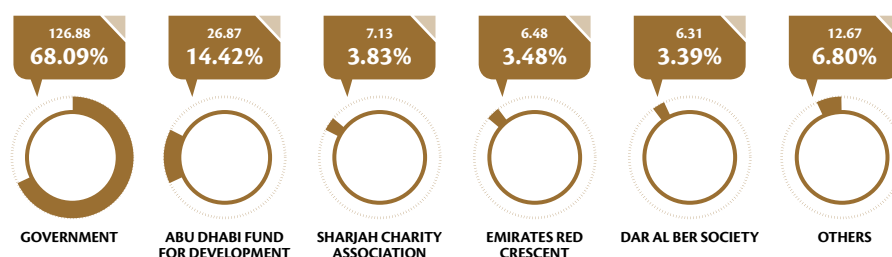
TRANSPORT AND STORAGE

UAE Assistance under this sector was entirely directed towards working on a road on the Mali border.

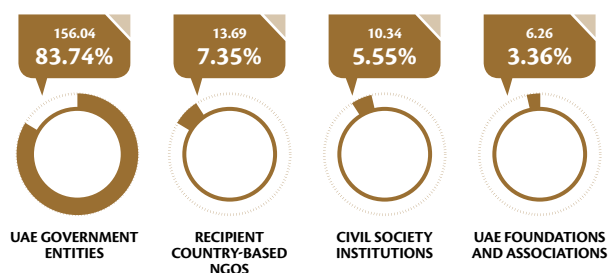
EXHIBIT 24 BY DONOR, CHANNEL OF DELIVERY AND SECTOR

(in AED millions and as % of total, 2015)

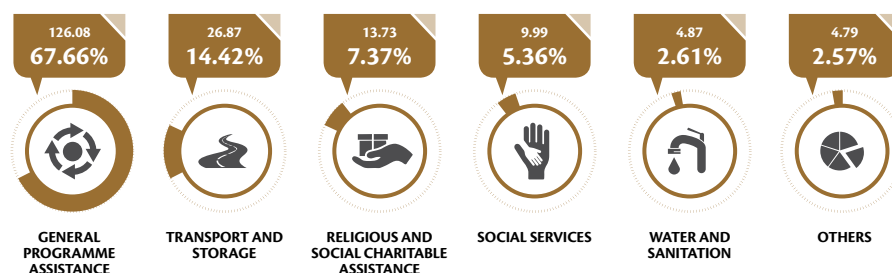
By Donor



By Channel of Delivery



By Sector





A glimpse of a student's academic program in one of the 85 schools constructed in Jordan, supported by the Abu Dhabi Fund for Development
(Source: Abu Dhabi Fund for Development)

FEATURE 2

EMPLOYING SYRIAN REFUGEES



Work continues on a project funded by the UAE to improve water, sanitation and hygiene for Syrian refugees in the Zaatari camp in Jordan
(Source: UNHCR)

The UAE humanitarian aid to Syria began at the onset of the crisis in 2012 and remains stalwart to this day. During the period of 2012 -2015, the UAE provided AED 2.51 billion (USD 684.0 million) in humanitarian aid to support internally displaced people (IDPs) and refugees affected by the Syrian crisis. By doing so, the UAE has considerably exceeded amounts pledged at donor conferences from 2013 to 2015. The primary focus of UAE aid provided in response to the Syrian crisis has been building and managing camps for displaced Syrians, in coordination with international organisations.

One project that illustrates the impact of UAE's humanitarian assistance is a co-sponsored UAE/UNHCR wastewater management programme in Zaatari refugee camp assisting 3,000 families. The project was implemented in two phases. The first provided sewage collection for each household at Zaatari, while the second installed piping that transferred sewage from communal tanks to a waste water treatment plant.¹

A key feature of the programme was that it alleviated health and pest problems for the more than 80,000 Syrians who live in the camp. The sewage system brought about a significant reduction in the risk of airborne and waterborne diseases. In implementing

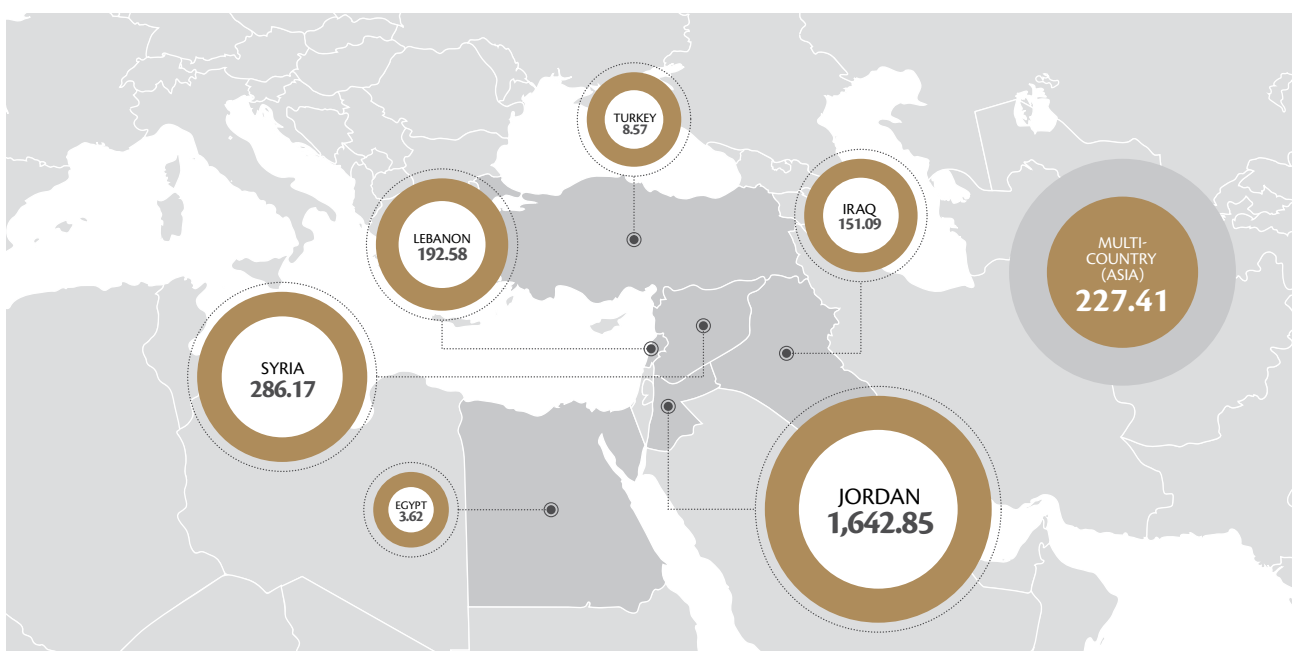
this project, the team utilised an innovative concept of employing Syrian engineers living in the camp to work on the sewage system. Based on their first-hand knowledge, the camp residents were able to bring about a seven-fold increase in the project's efficiency, when production went from two blocks per week to two blocks per day.

According to a report from the United Nations High Commissioner for Refugees (UNHCR), "The effective teamwork has been enhanced during the period of implementation especially after three Syrian refugee engineers extended valuable assistance. In addition to the fact that such an engineer team has provided their technical expertise, they have directly communicated with the refugee families and given advice on connecting their houses to the network. Since they have joined, it has become remarkably faster to obtain the refugees' approval for connecting houses to the network."

This example illustrates that utilising refugees' expertise results in a win-win scenario for all parties involved, with camp efficiency increased and the dignity of refugees improved through empowerment. This project could serve as a best practice for future UAE projects.

EXHIBIT 25 DISBURSEMENTS, BY COUNTRY

(in AED millions, 2012-2015)



¹ <http://www.thenational.ae/uae/new-sewerage-system-for-uae-funded-zaatari-refugee-camp>



UAE-funded housing project in Seychelles
(Source: Abu Dhabi Fund for Development)

A photograph of a residential street in a developing country. The street is paved with asphalt and has a blue and yellow striped curb. On the left, there is a row of yellow houses with red roofs. A person in a red shirt and brown shorts is walking on the sidewalk. The sky is blue with some clouds. The image is partially covered by a brown overlay on the right side.

SECTION 2

SECTORS OF ASSISTANCE

This section includes the exhibits that illustrate UAE foreign assistance in 2015 by sector and subsector. The largest sectors of activity (Commodity Aid and General Programme Assistance, Humanitarian Aid and Emergency Relief, Transport and Storage, and Agriculture).

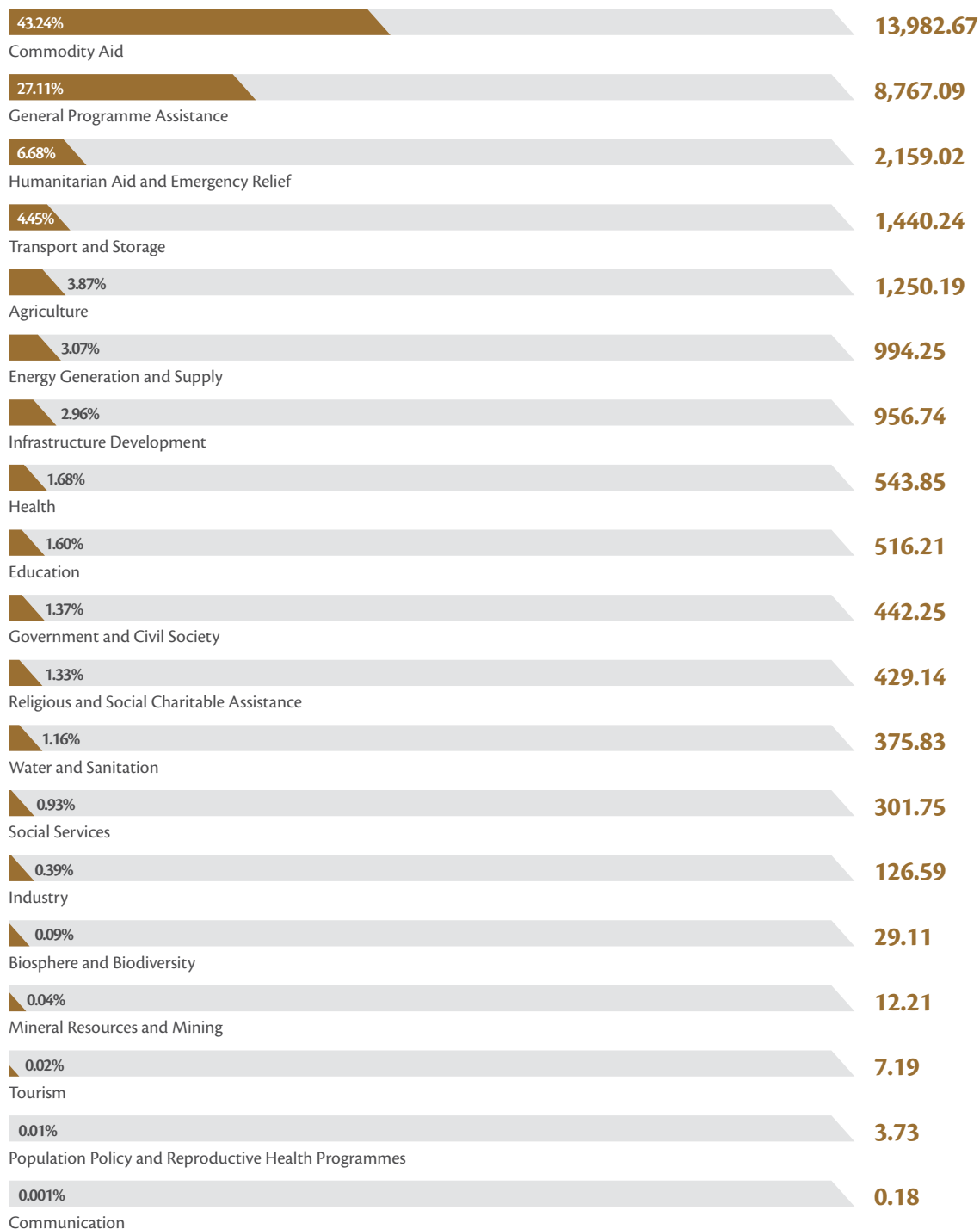
SECTORS OF ASSISTANCE

EXHIBIT 26 BY SECTOR

(in AED millions and as % of total, 2015)

GRAND TOTAL

32,338.26





COMMODITY AID

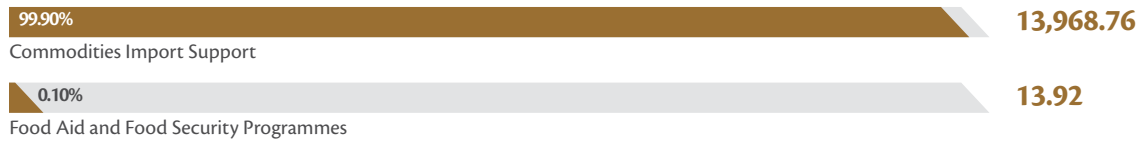
The Commodity Aid sector received the largest portion of UAE foreign assistance in 2015, with 43.2 percent of the total, or AED 13.98 billion (USD 3.81 billion). The vast majority of these funds, AED 13.97 billion (USD 3.80 billion), were spent in Egypt, covering the country's petroleum needs, as a continuation of a commodity aid programme that began in 2013. Since this sector of activity was concentrated in Egypt, 99.9 percent of commodity aid provided by the UAE was directed towards lower-middle-income countries.

EXHIBIT 27 BY SUBSECTOR

(in AED millions and as % of total, 2015)

GRAND TOTAL

13,982.67



GENERAL PROGRAMME ASSISTANCE


The General Programme Assistance sector received 27.1 percent of UAE foreign assistance in 2015, with AED 8.77 billion (USD 2.39 billion). The largest single disbursement in this sector was a concessional loan of AED 7.35 billion (USD 2.00 billion) to the Central Bank of Egypt. Other disbursements in this sector were given across 25 other countries, as well as contributions to multilateral organisations. Lower-middle-income countries received 84.4 percent (AED 7.34 billion or USD 2.01 billion) of general programme assistance from the UAE, while least developed countries received 10.1 percent of funding in this sector, AED 886.2 million (USD 241.3 million).

EXHIBIT 28 BY SUBSECTOR

(in AED millions and as % of total, 2015)

GRAND TOTAL

8,767.09

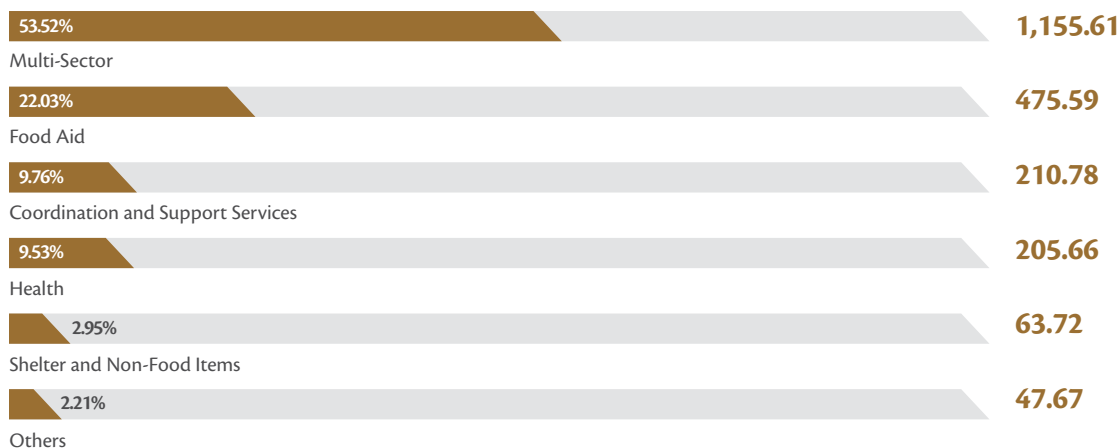


HUMANITARIAN AID AND EMERGENCY RELIEF

The Humanitarian Aid and Emergency Relief sector received 6.7 percent of UAE foreign assistance in 2015, with AED 2.16 billion (USD 586.8 million). Of this, Yemen received AED 827.6 million (USD 225.3 million) for assistance in a number of sub-sectors, including food, health, coordination and support services, and water and sanitation. Other major recipients of UAE humanitarian assistance include Iraq with AED 272.8 million (USD 74.3 million), Libya with AED 230.2 million (USD 62.7 million), and Syria with AED 94.5 million (USD 25.7 million). In total, in 2015 the UAE provided humanitarian assistance to 43 countries as well as to multi-country programmes. Least developed countries received the largest portion of UAE humanitarian assistance in 2015, with AED 974.2 million (USD 265.2 million), or 45.2 percent of the total funds to this sector. Upper-middle income countries received AED 769.3 million (USD 209.5 million), or 35.7% of the total. Multi-country programmes received AED 297.0 million (USD 80.9 million), or 0.9 percent of the total.

EXHIBIT 29 BY SUBSECTOR

(in AED millions and as % of total, 2015)


GRAND TOTAL**2,159.02****TRANSPORT AND STORAGE**

The Transport and Storage sector received 4.5 percent of UAE foreign assistance in 2015, with AED 1.44 billion (USD 392.1 million). The largest projects in this sector were in Jordan, where the UAE built a complex for the storage of petroleum derivatives, and expanded and improved roads at a total cost of AED 470.3 million (USD 128.0 million); in Yemen, where the UAE provided vehicles and rehabilitated Aden international airport, at a total cost of AED 464.9 million (USD 126.6 million); in Morocco, where the UAE built a high-speed train, extended the airport, rehabilitated the port at Casablanca and established training institutes, at a total cost of AED 200.5 million (USD 54.6 million); and in Egypt, where the UAE implemented a number of improvements to public transport, at a total cost of AED 139.5 million (USD 38.0 million).

Least developed countries received over one third of the UAE assistance to the transport and storage sector with AED 521.7 million (USD 142.0 million). Upper-middle income countries received AED 485.5 million (USD 132.2 million), and lower-middle-income countries received AED 429.4 million (USD 116.9 million).

EXHIBIT 30 BY SUBSECTOR

(in AED millions and as % of total, 2015)

GRAND TOTAL**1,440.24**



AGRICULTURE

The Agriculture sector received 3.9 percent of UAE foreign assistance in 2015, with AED 1.25 billion (USD 340.4 million). The largest projects in this sector were in Egypt, where the UAE constructed wheat silos and purchased livestock, among other projects at a total cost of AED 598.2 million (USD 162.9 million); multi-country projects in Asia, where the UAE contributed towards land reclamation at a total cost of AED 314.4 million (USD 85.6 million); and in Sudan, where the UAE constructed dams and supported wheat production, at a total cost of AED 219.6 million (USD 59.8 million).


Lower-middle income countries received AED 600.1 million (USD 163.4 million), high-income countries received AED 314.4 million (USD 85.6 million), and least developed countries received AED 219.9 million (USD 59.9 million).

EXHIBIT 31 BY SUBSECTOR

(in AED millions and as % of total, 2015)

GRAND TOTAL

1,250.19




ENERGY GENERATION AND SUPPLY

EXHIBIT 32 BY SUBSECTOR

(in AED millions and as % of total, 2015)

GRAND TOTAL

994.25






INFRASTRUCTURE DEVELOPMENT

EXHIBIT 33 BY SUBSECTOR

(in AED millions and as % of total, 2015)

GRAND TOTAL

956.74




HEALTH

EXHIBIT 34 BY SUBSECTOR

(in AED millions and as % of total, 2015)

GRAND TOTAL

543.85






EDUCATION

EXHIBIT 35 BY SUBSECTOR

(in AED millions and as % of total, 2015)

GRAND TOTAL

516.21



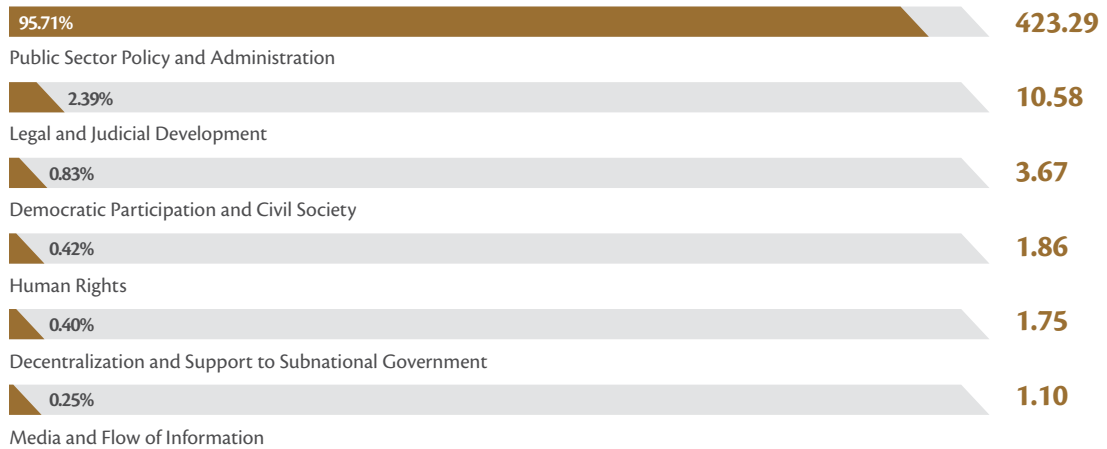
GOVERNMENT AND CIVIL SOCIETY

EXHIBIT 36 BY SUBSECTOR

(in AED millions and as % of total, 2015)

GRAND TOTAL

442.25






RELIGIOUS AND SOCIAL CHARITABLE ASSISTANCE

EXHIBIT 37 BY SUBSECTOR

(in AED millions and as % of total, 2015)

GRAND TOTAL

429.14




WATER AND SANITATION

EXHIBIT 38 BY SUBSECTOR

(in AED millions and as % of total, 2015)

GRAND TOTAL

375.83






SOCIAL SERVICES

EXHIBIT 39 BY SUBSECTOR

(in AED millions and as % of total, 2015)

GRAND TOTAL

301.75



INDUSTRY

EXHIBIT 40 BY SUBSECTOR

(in AED millions and as % of total, 2015)

GRAND TOTAL

126.59



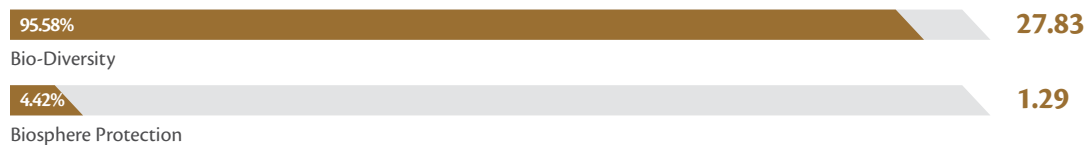
BIOSPHERE AND BIODIVERSITY

EXHIBIT 41 BY SUBSECTOR

(in AED millions and as % of total, 2015)

GRAND TOTAL

29.11





MINERAL RESOURCES AND MINING

EXHIBIT 42 BY SUBSECTOR

(in AED millions and as % of total, 2015)

GRAND TOTAL

12.21

100%

Oil and Gas

12.21



TOURISM

EXHIBIT 43 BY SUBSECTOR

(in AED millions and as % of total, 2015)

GRAND TOTAL

7.19

100%

Tourism Policy and Administration

7.19



POPULATION POLICY AND REPRODUCTIVE HEALTH PROGRAMMES

EXHIBIT 44 BY SUBSECTOR

(in AED millions and as % of total, 2015)

GRAND TOTAL

3.73

100%

Reproductive Health Care

3.73



COMMUNICATION

EXHIBIT 45 BY SUBSECTOR

(in AED millions and as % of total, 2015)

GRAND TOTAL

0.18

100%

Radio, Television and Print Media

0.18



Students gather at a school in Yemen
(Source: Emirates Red Crescent)



Talkha Bridge in Egypt eases major traffic congestion
(Source: Coordination Office of the UAE-funded Development Projects in Egypt)



SECTION 3

OFFICIAL DEVELOPMENT ASSISTANCE

This section provides an overview of the UAE's official development assistance in 2015.

2015 is the third year in a row that the UAE has contributed more than one percent of its GNI, placing it among the world's top two donors.

OFFICIAL DEVELOPMENT ASSISTANCE



Distribution of shelter and non-food items in Lahej, Yemen
(Source: Emirates Red Crescent)

In 2015, UAE disbursed an estimated AED 16.64 billion (USD 4.53 billion) in gross ODA, and AED 16.12 billion (USD 4.39 billion) as net ODA which represents approximately 1.09 percent of the country's GNI, and 49.8 percent of the UAE's total foreign assistance.

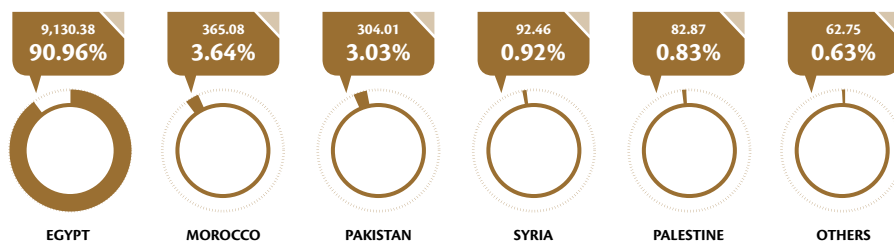
EXHIBIT 46 UAE ODA BY INCOME-LEVEL GROUP AND COUNTRY

(in AED millions and as % of total, 2015)

Lower-middle Income

10,037.54

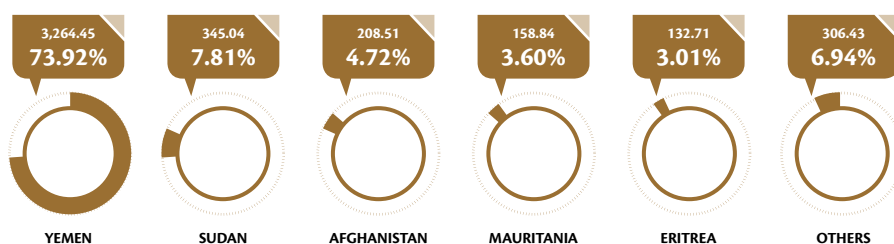
60.31%



Least Developed Countries

4,415.96

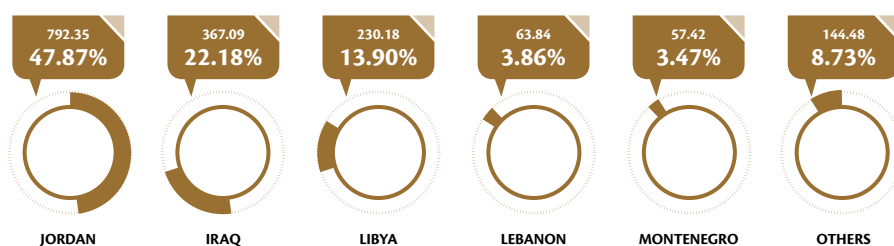
26.53%



Upper-middle Income

1,655.35

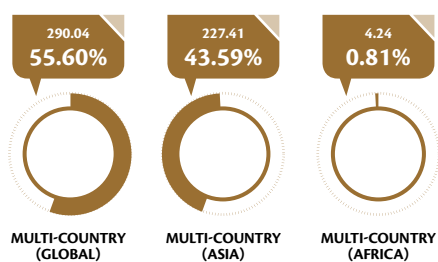
9.95%



Multi-country programmes

521.69

3.13%



Low Income

12.04

0.07%

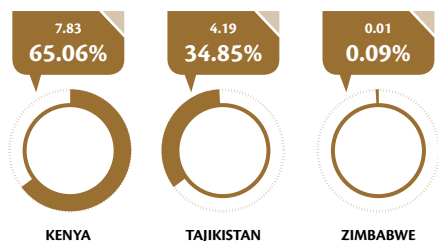


EXHIBIT 47 UAE ODA BY SECTOR

(in AED millions and as % of total, 2015)

GRAND TOTAL

16,642.58

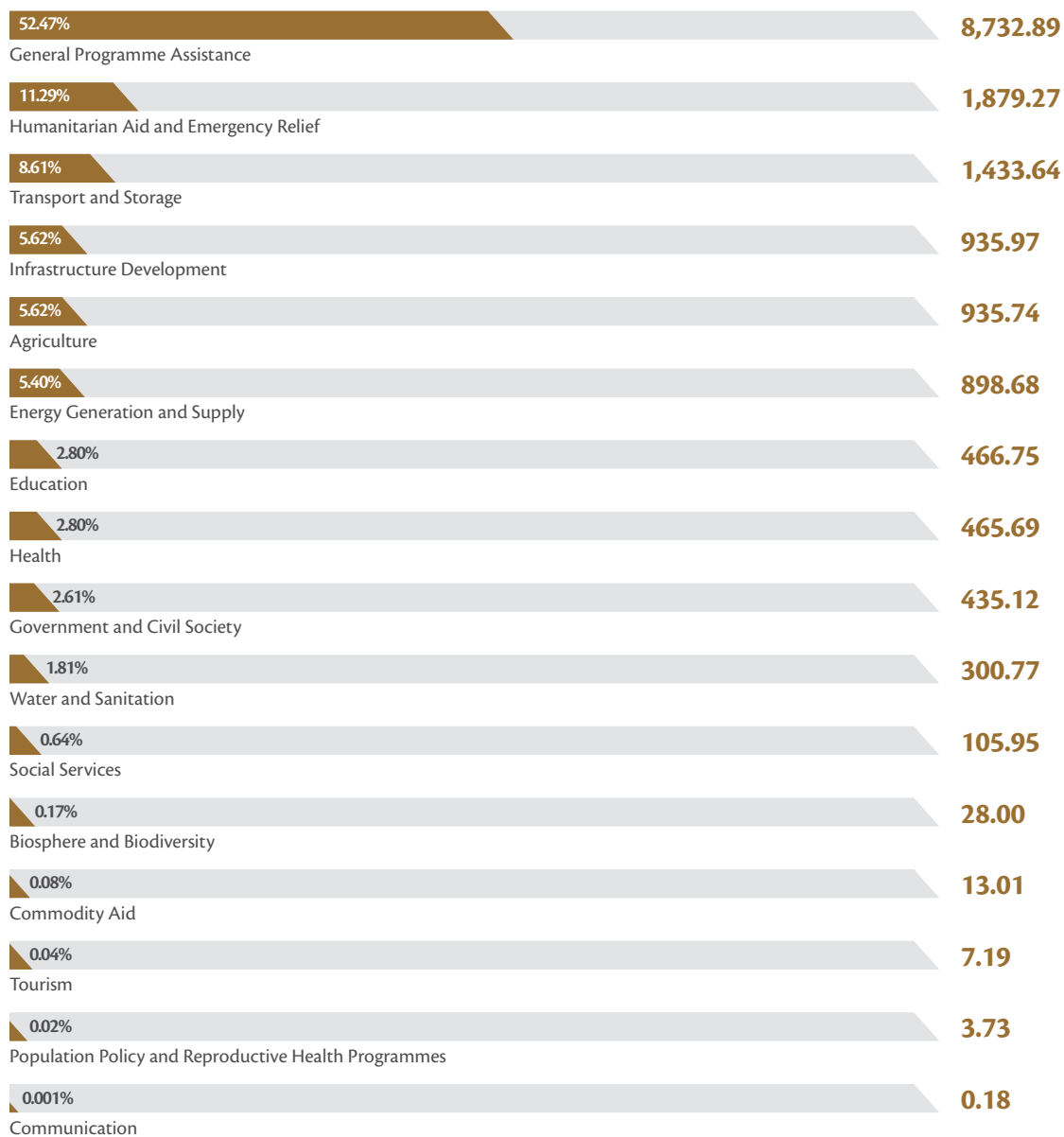


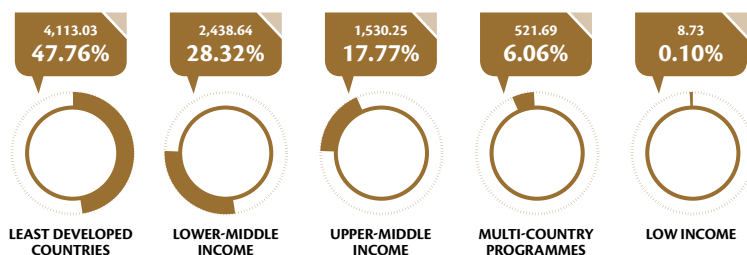
EXHIBIT 48 UAE ODA BY FUNDING TYPE AND INCOME-LEVEL GROUP

(in AED millions and as % of total, 2015)

Grant

8,612.34

51.75%



Loan

8,030.24

48.25%

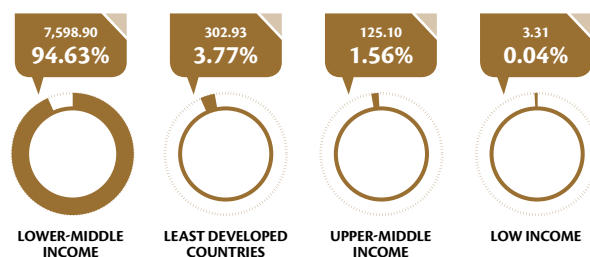


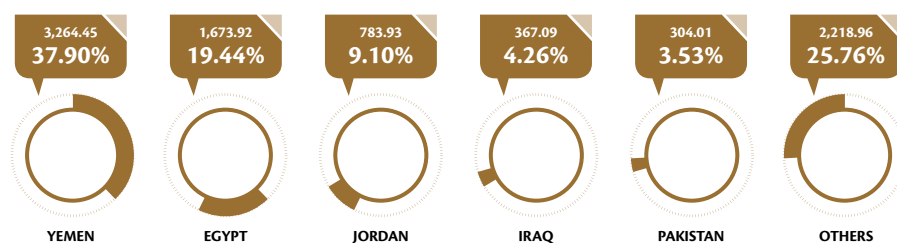
EXHIBIT 49 UAE ODA BY FUNDING TYPE AND COUNTRY

(in AED millions and as % of total, 2015)

Grant

8,612.34

51.75%



Loan

8,030.24

48.25%

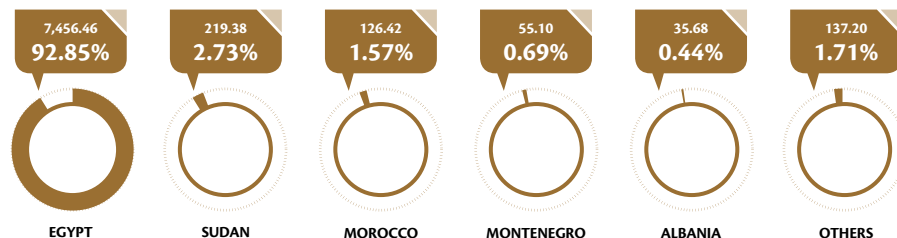


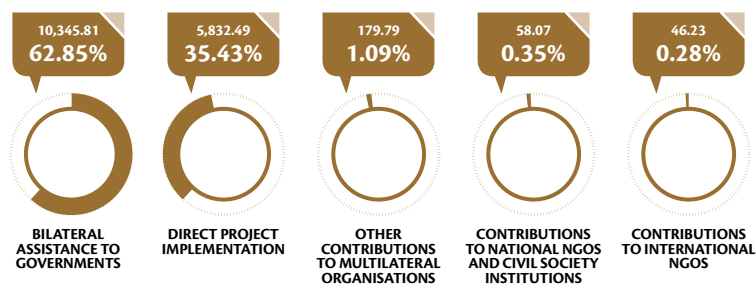
EXHIBIT 50 BILATERAL AND MULTILATERAL ODA, BY TYPE OF ASSISTANCE

(in AED millions and as % of total, 2015)

Bilateral

16,462.39

98.92%



Multilateral

180.19

1.08%



EXHIBIT 51 CORE MULTILATERAL CONTRIBUTIONS OF UAE ODA, BY ENTITY

(in AED millions and as % of total, 2015)

Multilateral Organisations

180.19



EXHIBIT 52 UAE ODA COMMITMENTS, BY SECTOR

(in AED millions and as % of total, 2015)

Total

6,427.07

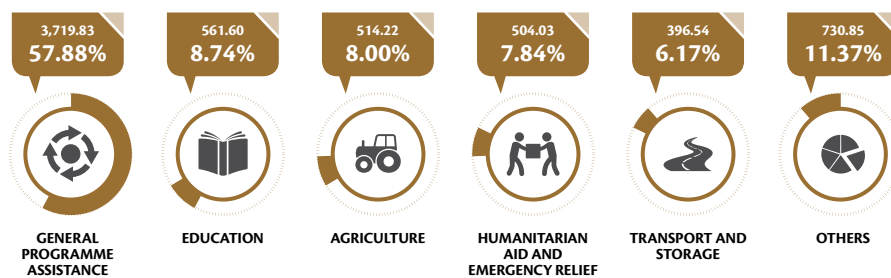
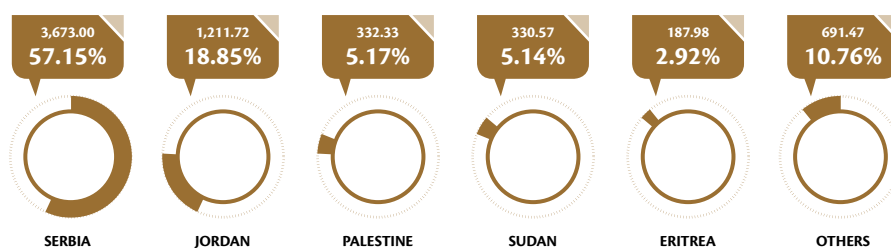


EXHIBIT 53 UAE ODA COMMITMENTS, BY COUNTRY

(in AED millions and as % of total, 2015)

Total

6,427.07





Girls receiving education in Pakistan
(Source: UAE Pakistan Assistance Programme)



SECTION 4

THE MILLENNIUM DEVELOPMENT GOALS (MDGS)

This section illustrates the UAE's support to the Eight Millennium Development Goals (MDGs) as well as disbursements to relevant sectors per goal.

In 2015, the UAE maintained its support for the attainment of the MDGs, as illustrated in the exhibits below, as well as contributing at the highest levels to the formulation and finalisation of the SDGs, a broader and more complex set of goals for the next 15 years.

FROM THE MILLENNIUM DEVELOPMENT GOALS TO THE SUSTAINABLE DEVELOPMENT GOALS

The period for the attainment of the Millennium Development Goals (MDGs), adopted by the United Nations in 2000 and designed to fight poverty in its many dimensions, drew to a close in 2015. Looking forward, in September 2015 Heads of State and Government adopted the Sustainable Development Goals (SDGs) and 2030 Agenda for Sustainable Development.

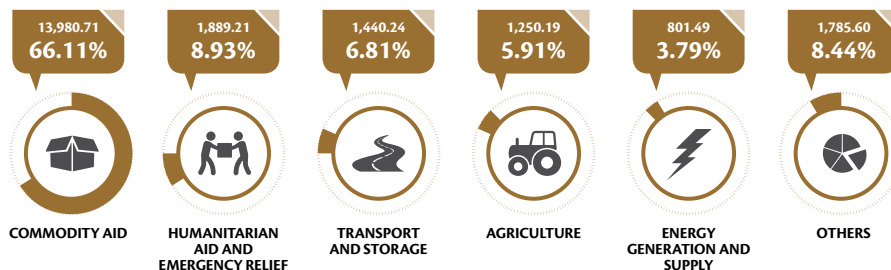
EXHIBIT 54 UAE CONTRIBUTIONS TO THE EIGHT MDGS, BY GOAL AND SECTOR

(in AED millions and as % of total, 2015)

1 Eradicate Extreme Poverty and Hunger

21,147.45

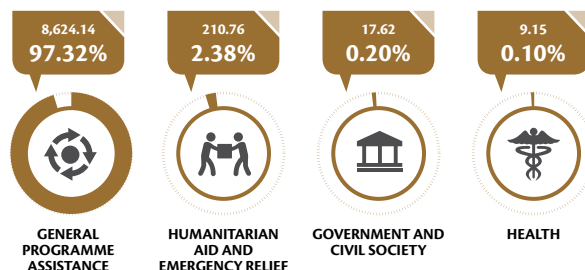
66.34%



8 Global Partnership for Development

8,861.66

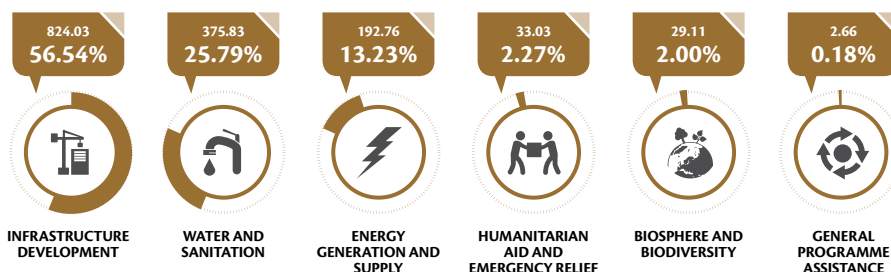
27.80%



7 Ensure Environmental Sustainability

1,457.43

4.57%



2 Achieve Universal Primary Education

255.55

0.80%



224.97
88.03%



EDUCATION

14.63
5.73%



HUMANITARIAN
AID AND
EMERGENCY RELIEF

9.07
3.55%



HEALTH

6.89
2.70%



GENERAL
PROGRAMME
ASSISTANCE

4 Reduce Child Mortality

100.58

0.32%



92.50
91.97%



HEALTH

7.71
7.67%



HUMANITARIAN
AID AND
EMERGENCY RELIEF

0.37
0.37%




GENERAL
PROGRAMME
ASSISTANCE

3 Promote Gender Equality and Empower Women

40.33

0.13%



20.10
49.83%



EDUCATION

18.37
45.54%



GENERAL
PROGRAMME
ASSISTANCE

1.86
4.62%



GOVERNMENT AND
CIVIL SOCIETY

5 Improve Maternal Health

12.22

0.04%



4.78
39.12%



HEALTH

3.73
30.52%



POPULATION
POLICY AND
REPRODUCTIVE
HEALTH
PROGRAMMES

3.67
30.05%



HUMANITARIAN
AID AND
EMERGENCY RELIEF

0.04
0.30%



GENERAL
PROGRAMME
ASSISTANCE

6 Combat HIV/AIDS Malaria and Other Diseases

3.67

0.01%



3.67
100%



HEALTH

GRAND TOTAL

31,878.89



Students attentively attend a class at a secondary school in Al Qalubiya Province in Egypt
(Source: Coordination Office of the UAE-funded Development Projects in Egypt)



SECTION 5

UAE DONORS

This section looks more closely at the foreign assistance activities of UAE donor entities in 2015, with exhibits illustrating each donor's geographical focus, as well as types and sectors of assistance.

Of the total in 2015, the UAE Government and the Abu Dhabi Fund for Development disbursed more than 85 percent and 8.4 percent respectively.

GOVERNMENT



Patients' visitors in the yard of the Pakistani Emirates Hospital
(Source: UAE Pakistan Assistance Programme)

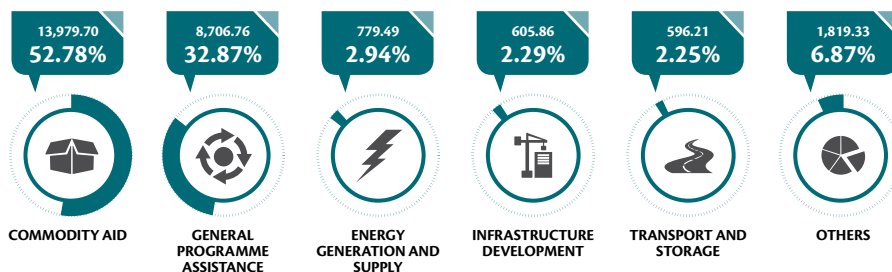
EXHIBIT 55

BY SECTOR AND ASSISTANCE CATEGORY

(in AED millions and as % of total, 2015)

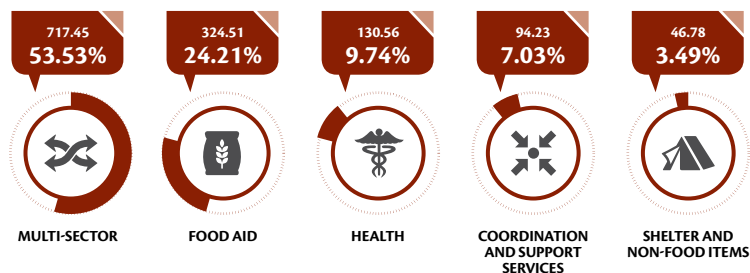
Development

26,487.35
95.14%




Humanitarian

1,340.19
4.81%



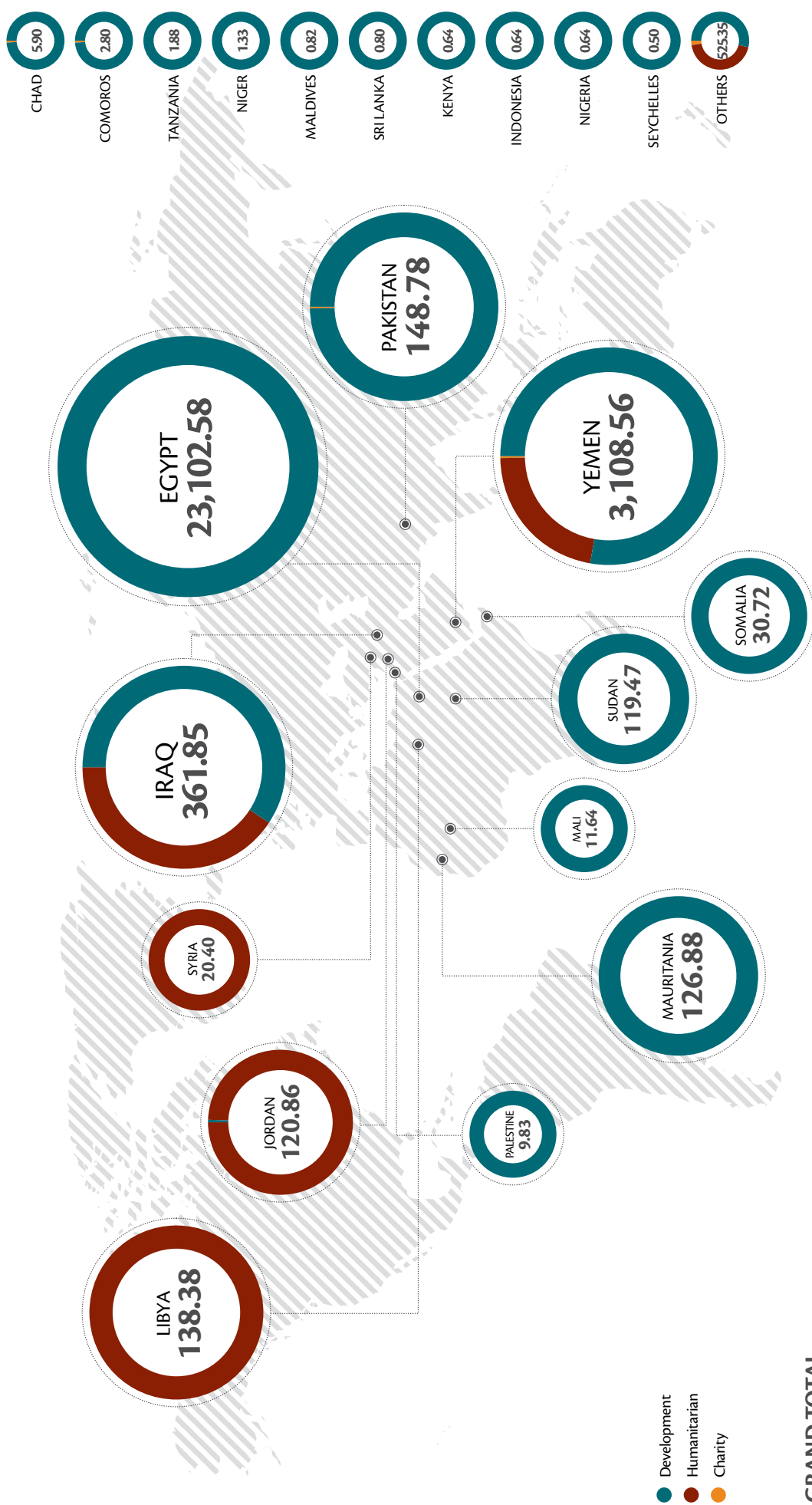
Charity

13.70
0.05%



BY COUNTRY AND ASSISTANCE CATEGORY

(in AED millions, 2015)



GRAND TOTAL
27,841.25

ABU DHABI FUND FOR DEVELOPMENT



Chittagong Factory for urea fertilizer production in Bangladesh
(Source: Abu Dhabi Fund for Development)

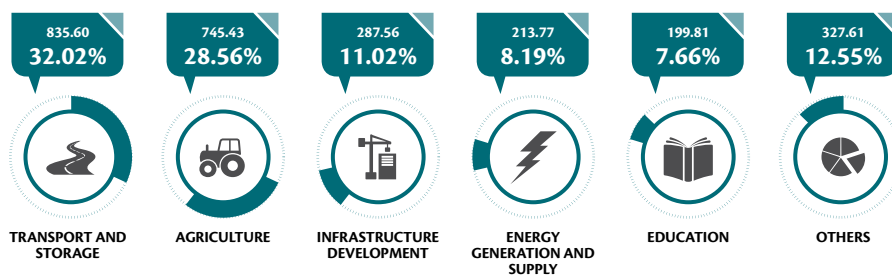
EXHIBIT 56 BY SECTOR AND ASSISTANCE CATEGORY

(in AED millions and as % of total, 2015)

Development

2,609.78

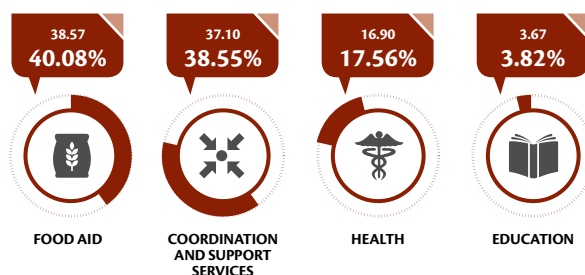
96.44%



Humanitarian

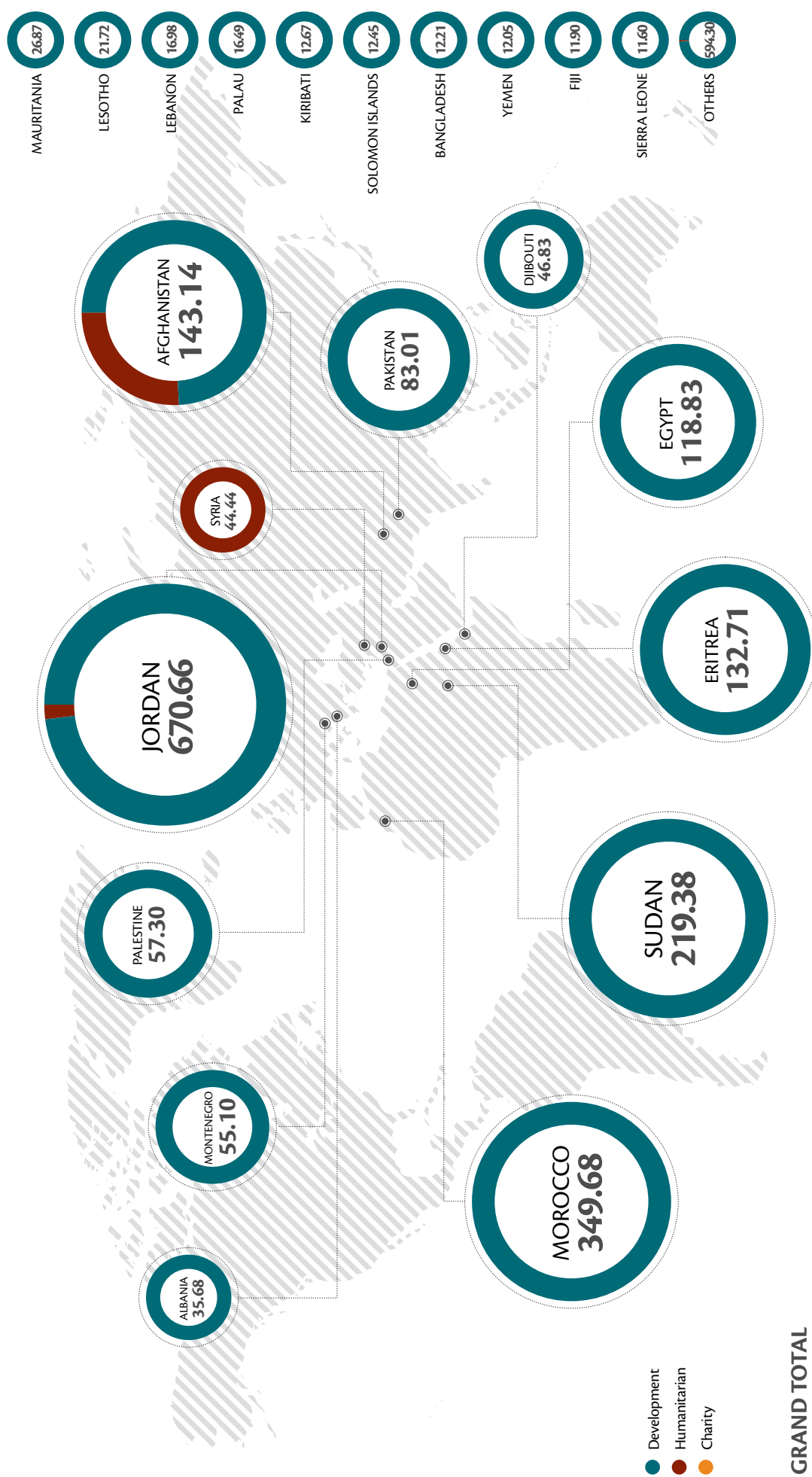
96.23

3.56%



BY COUNTRY AND ASSISTANCE CATEGORY

(in AED millions, 2015)



GRAND TOTAL
2,706.01

KHALIFA BIN ZAYED AL NAHYAN FOUNDATION



Khalifa Foundation provides assistance in Socotra island, Yemen
(Source: WAM)

EXHIBIT 57

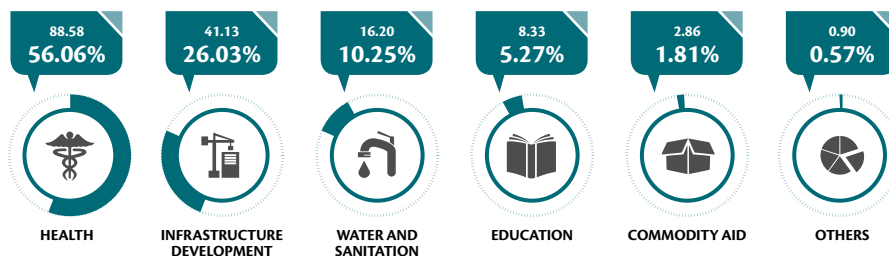
BY SECTOR AND ASSISTANCE CATEGORY

(in AED millions and as % of total, 2015)

Development

157.99

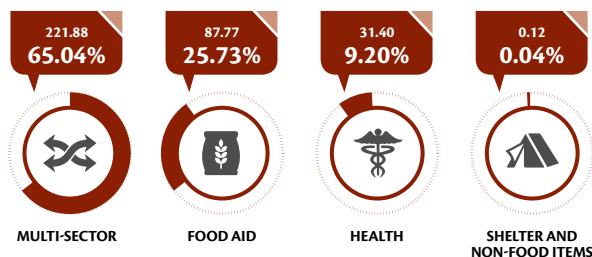
27.80%



Humanitarian

341.16


60.03%



Charity

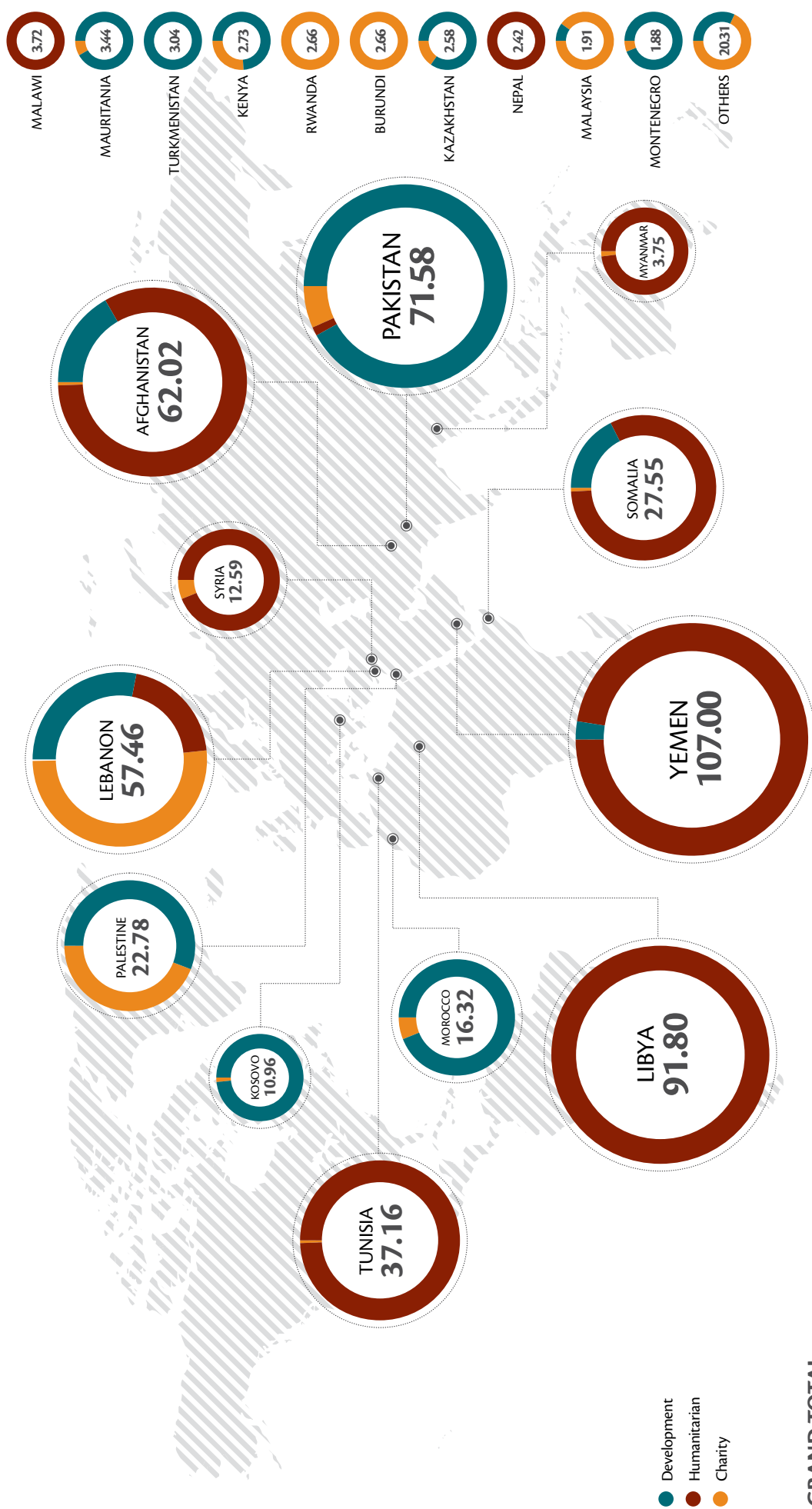
69.17

12.17%



BY COUNTRY AND ASSISTANCE CATEGORY

(in AED millions, 2015)



GRAND TOTAL
568.33



One of the 100-schools construction project in Dakahlia Province in Egypt
(Source: Coordination Office of the UAE-funded Development Projects in Egypt)

FEATURE 3

UAE ENABLES EDUCATION IN THE GAZA STRIP



UAE enables education in collaboration with UNRWA
(Source: UNRWA)

The plight of Palestinian refugees and the work of the United Nations Relief and Works Agency for Palestine Refugees in the Near East (UNRWA) remain a priority area for UAE foreign assistance. While the UAE is striving to increase the impact of our assistance by planning budgets years in advance, the UAE answers calls for emergency assistance.

In 2015, UNRWA faced a genuine funding crisis, with a budget deficit of AED 371.0 million (USD 101.0 million). If left unresolved, this deficit would have affected a number of the 685 UNRWA-managed schools that provide education to a half million Palestinian children within the occupied Palestinian territories, Jordan, Lebanon and Syria.¹

When asked to help, the UAE responded to UNRWA's call by providing AED 55.1 million (USD 15.0) million in financial support for the budget deficit. This support allowed UNRWA to keep the schools open without interruption and continue the school year.

The UAE support directly affected 35 elementary schools in Gaza Strip, which employ 2,030 teachers and educate 30,000 students. Pierre Krähenbühl, the Commissioner-General of UNRWA said, "Education is considered a basic right for children in any part of the world, and we shouldn't reach the point where the school year of UNRWA becomes a situation that is threatened to be postponed due to a general budget funding shortage". He has also added, "The UAE responded to our call and provided USD 15.0 million. Without this support, we would have run the risk of postponing our school year."

In addition to this emergency assistance, the UAE provides a regular, voluntary contribution every year to the UNRWA budget of AED 3.67 million (USD 1.0 million). Additionally, the UAE is an actively engaged member of the UNRWA advisory commission.

¹ <http://www.thenational.ae/uae/government/ue-gives-dh55m-to-un-to-plug-deficit>

EMIRATES RED CRESCENT



Distribution of oxygen tanks to hospitals in Taiz, Yemen
(Source: Emirates Red Crescent)


EXHIBIT 58 BY SECTOR AND ASSISTANCE CATEGORY

(in AED millions and as % of total, 2015)

Development

132.68

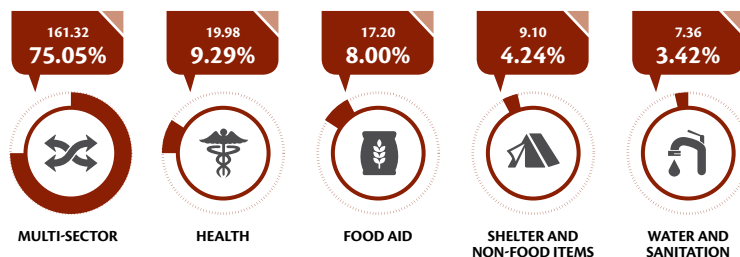
34.88%



Humanitarian

214.96


56.51%



Charity

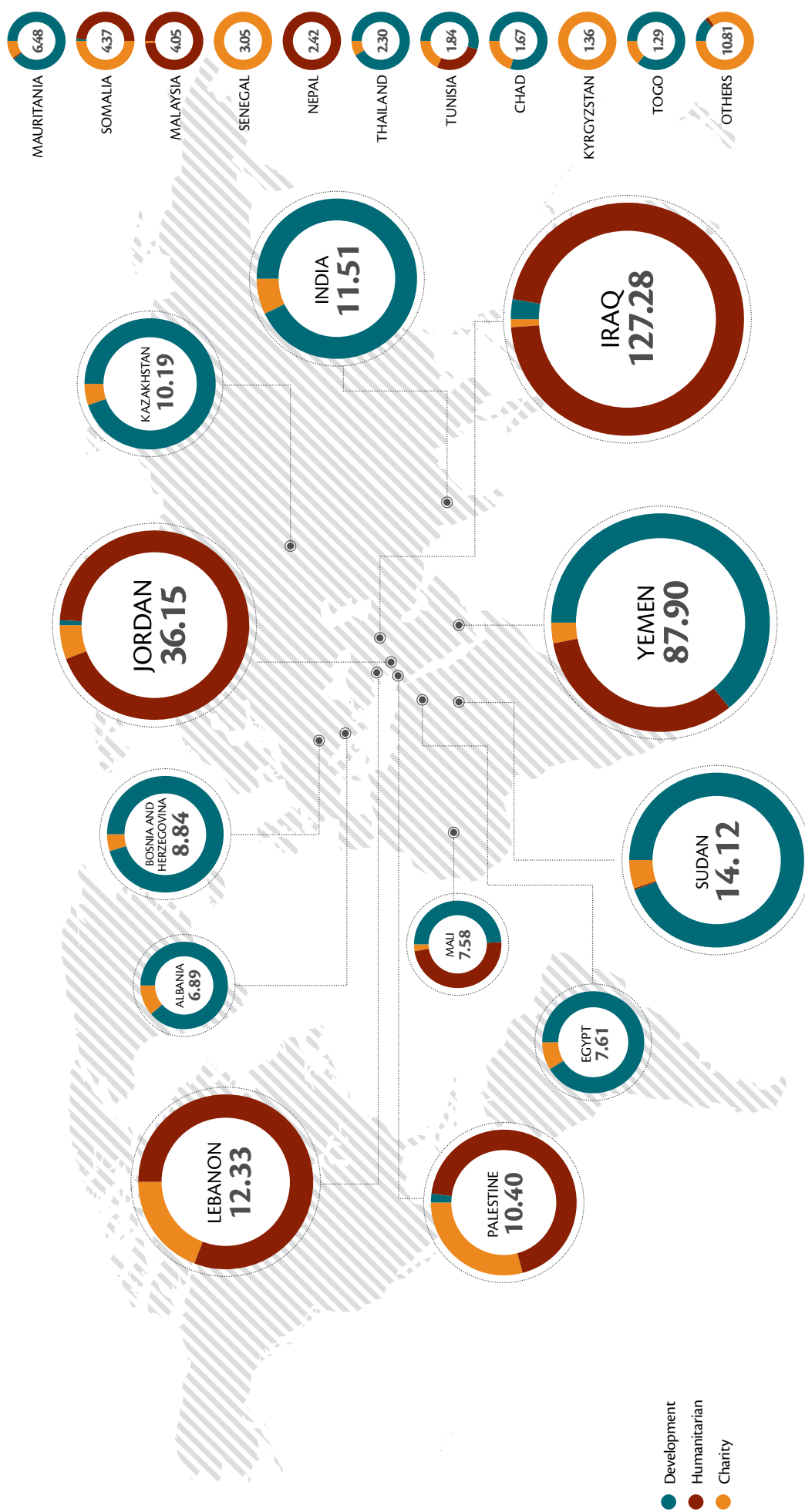
32.78

8.62%



BY COUNTRY AND ASSISTANCE CATEGORY

(in AED millions, 2015)



GRAND TOTAL
380.42

DAR AL BER SOCIETY



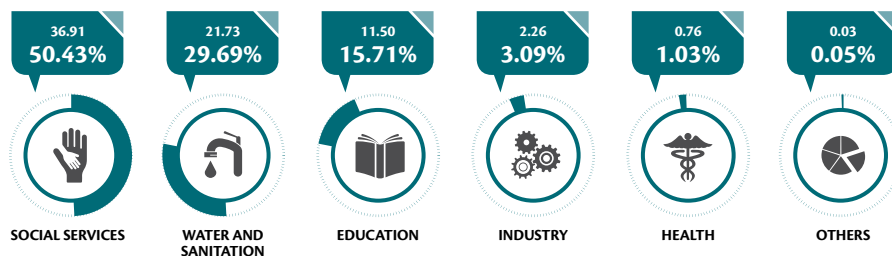
One of the many projects supporting income generation
(Source: Dar Al Ber Society)

EXHIBIT 59 BY SECTOR AND ASSISTANCE CATEGORY

(in AED millions and as % of total, 2015)


Development

73.18
43.19%



Humanitarian

11.82
6.98%



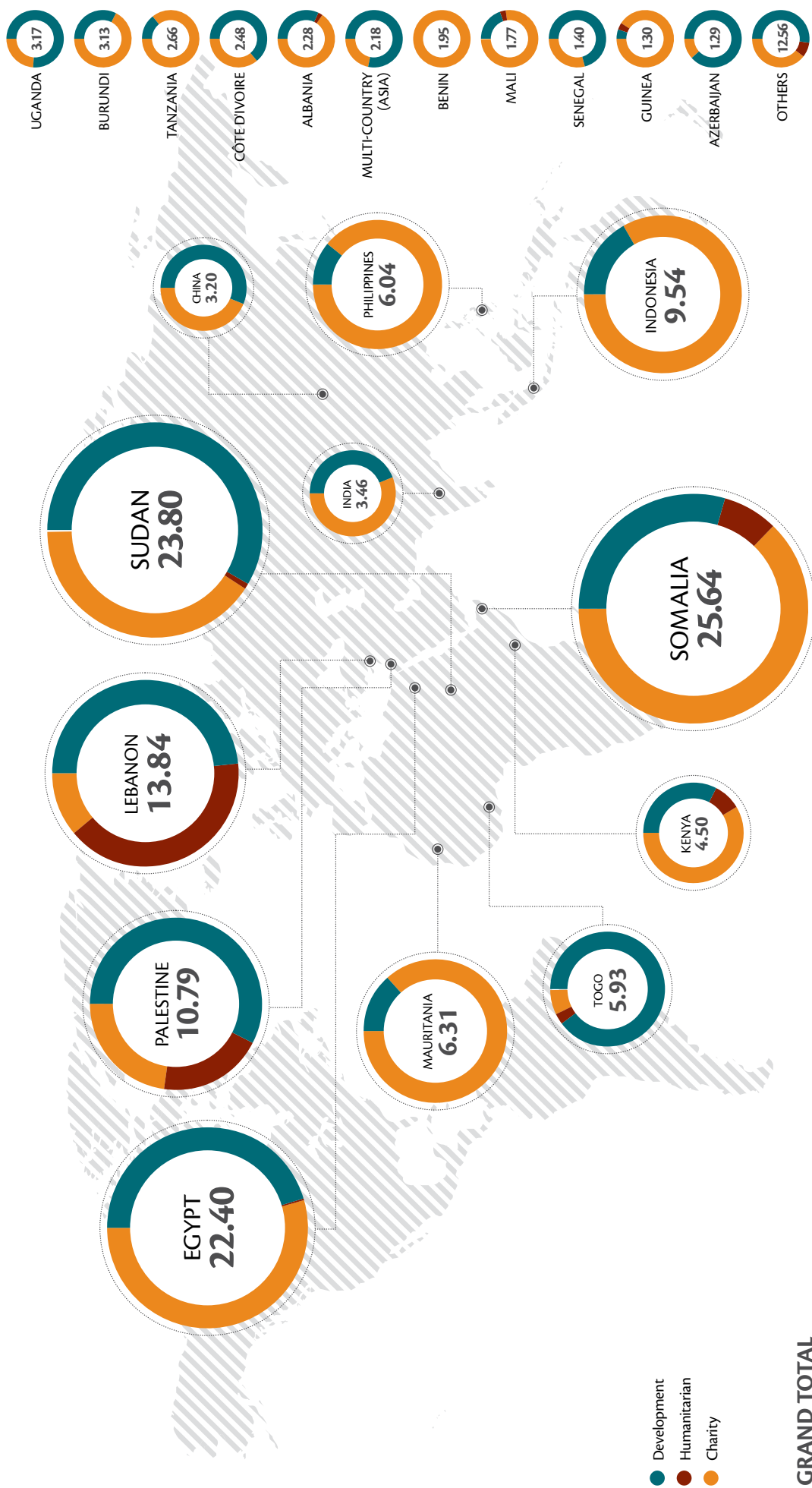
Charity

84.45
49.84%



BY COUNTRY AND ASSISTANCE CATEGORY

(in AED millions, 2015)



GRAND TOTAL
169.45

SHARJAH CHARITY ASSOCIATION



The Jafeer Al Khair Project: Sewing machines distributions in Congo
(Source: Sharjah Charity Association)

EXHIBIT 60

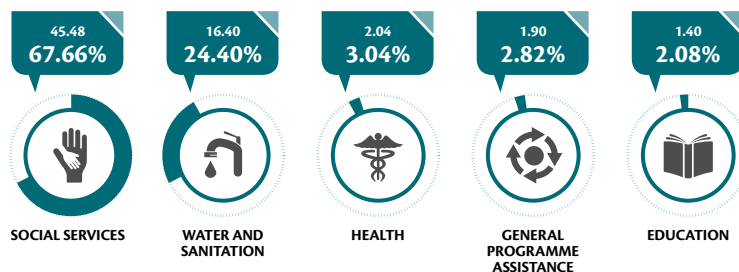
BY SECTOR AND ASSISTANCE CATEGORY

(in AED millions and as % of total, 2015)

Development

67.21

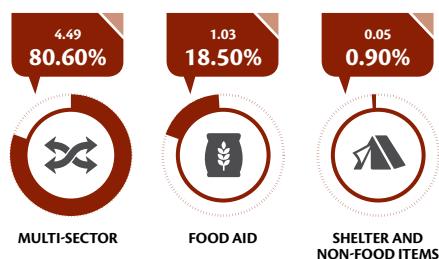
51.63%



Humanitarian

5.57

4.28%



Charity

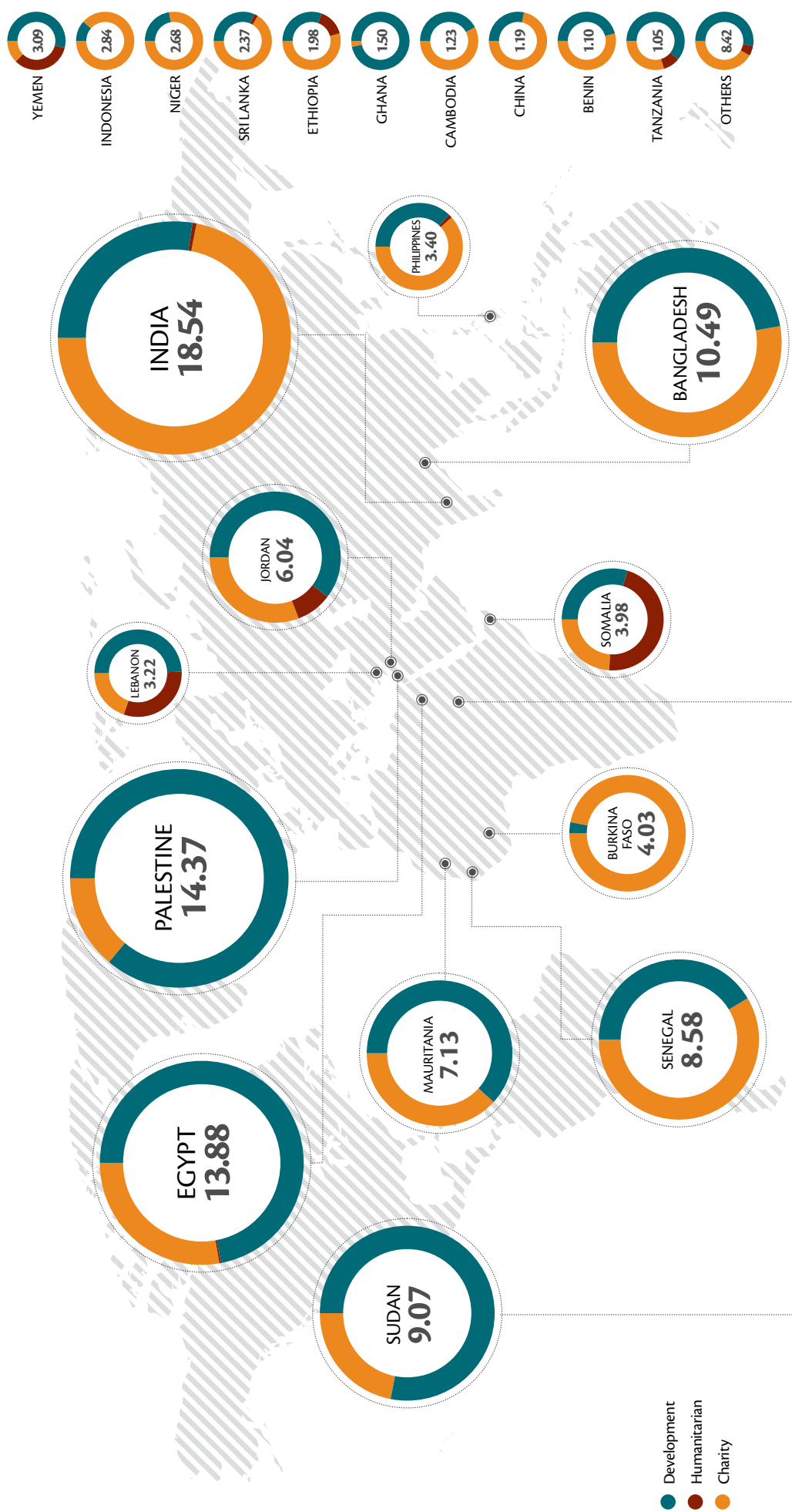
57.39

44.09%



BY COUNTRY AND ASSISTANCE CATEGORY

(in AED millions, 2015)



GRAND TOTAL
130.17

DUBAI CHARITY ASSOCIATION



Inauguration of a water well in Cambodia
(Source: Dubai Charity Association)

EXHIBIT 61

BY SECTOR AND ASSISTANCE CATEGORY

(in AED millions and as % of total, 2015)

Development

19.26

23.56%



9.89
51.34%



WATER AND
SANITATION

3.77
19.58%



EDUCATION

2.13
11.05%



HEALTH

1.83
9.49%



INDUSTRY

1.02
5.28%



SOCIAL SERVICES

0.63
3.27%



OTHERS

Humanitarian

0.13

0.16%



0.13
100%



MULTI-SECTOR

Charity

62.36

76.28%



39.58
63.47%



RELIGIOUS SITES

12.97
20.81%



SUPPORT TO
INDIVIDUALS
AND SMALL
COMMUNITIES

9.41
15.09%



SEASONAL
PROGRAMMES

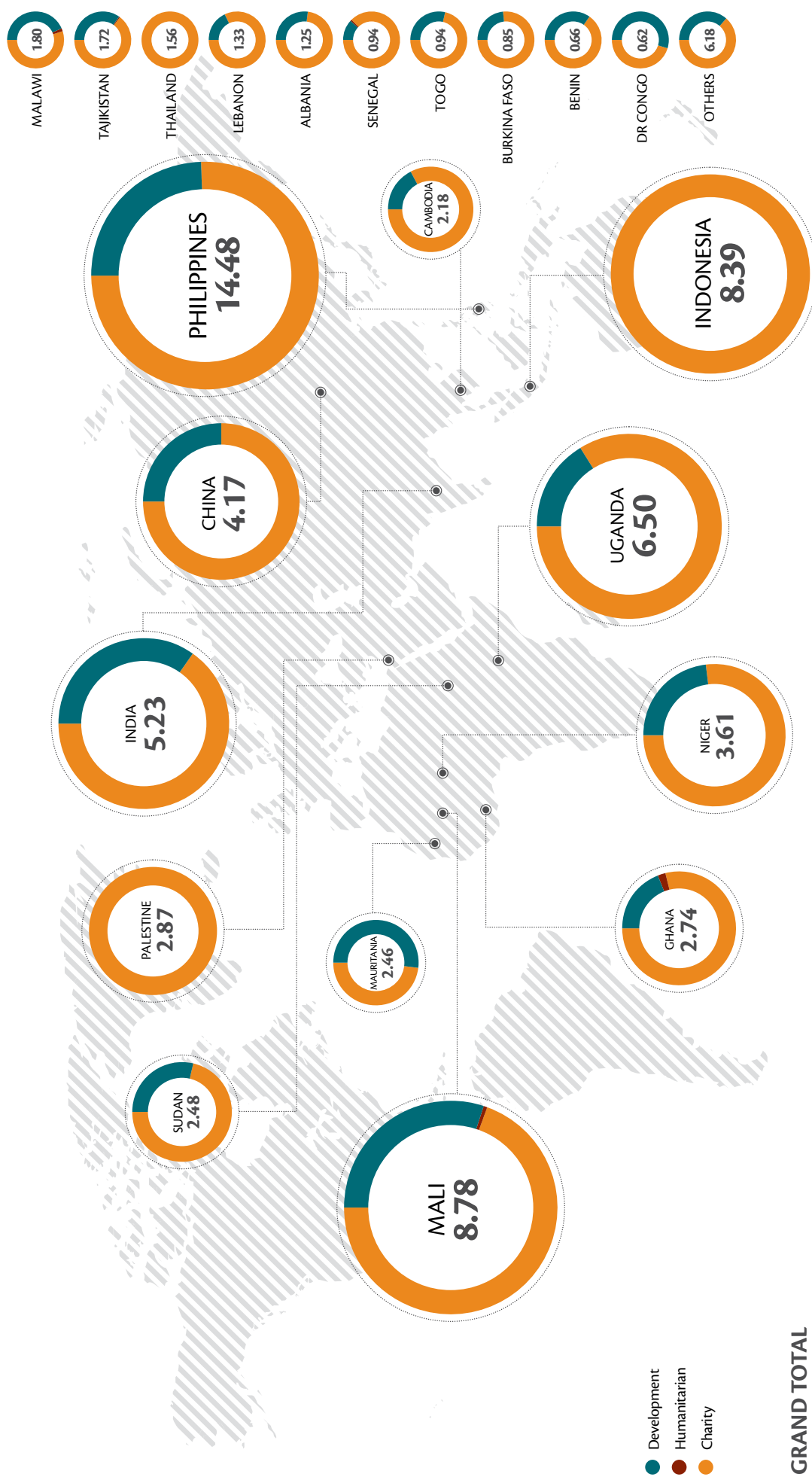
0.40
0.64%



RELIGIOUS
EDUCATION

BY COUNTRY AND ASSISTANCE CATEGORY

(in AED millions, 2015)





The Early Childhood Development Education Program in Tanzania
(Source: Dubai Cares)

EXHIBIT 62 BY SECTOR AND ASSISTANCE CATEGORY

(in AED millions and as % of total, 2015)

Development

63.14

84.04%



52.00
82.36%



EDUCATION

11.14
17.64%



HEALTH

Humanitarian

11.99

15.96%



7.51
62.69%



SHELTER AND
NON-FOOD ITEMS

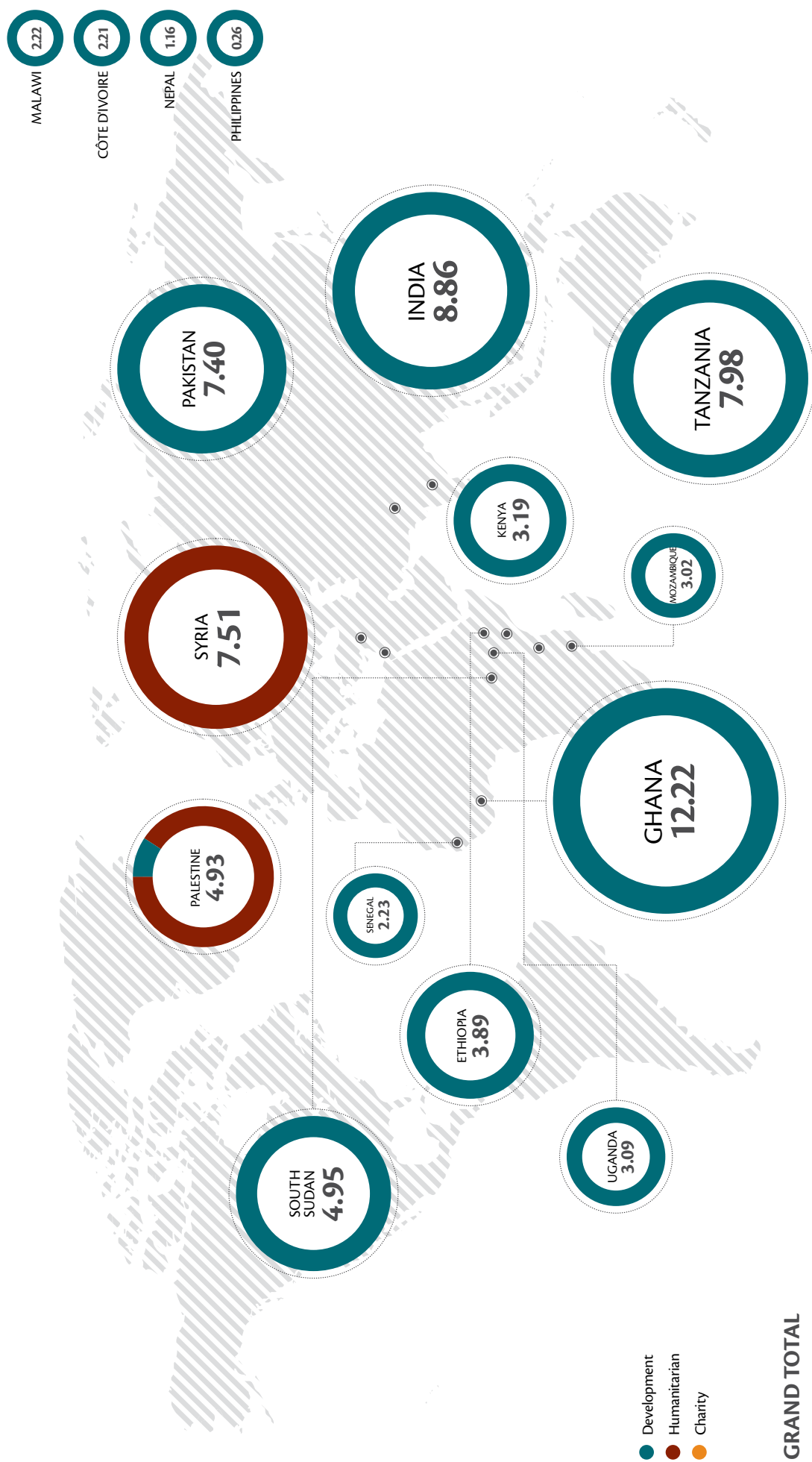
4.47
37.31%



EDUCATION

BY COUNTRY AND ASSISTANCE CATEGORY

(in AED millions, 2015)



GRAND TOTAL
75.12

MOHAMMED BIN RASHID AL MAKTOUM HUMANITARIAN AND CHARITY ESTABLISHMENT



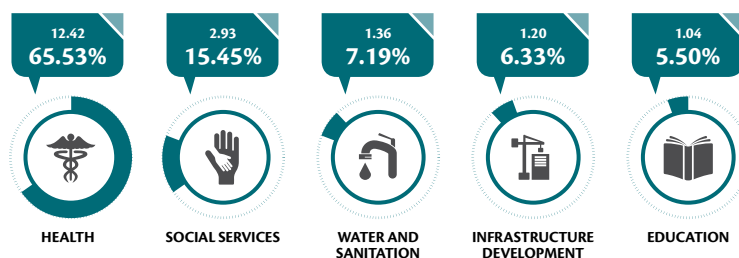
The Mohammed bin Rashid Al Maktoum Hospital in Palestine
(Source: Mohammed Bin Rashid Al Maktoum Humanitarian and Charity Establishment)

EXHIBIT 63 BY SECTOR AND ASSISTANCE CATEGORY

(in AED millions and as % of total, 2015)

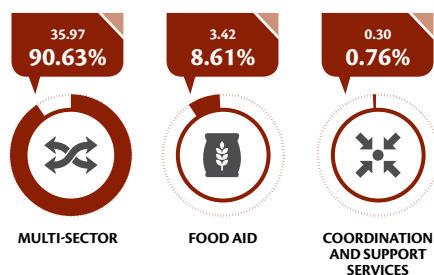
Development

18.95
26.16%




Humanitarian

39.69
54.79%



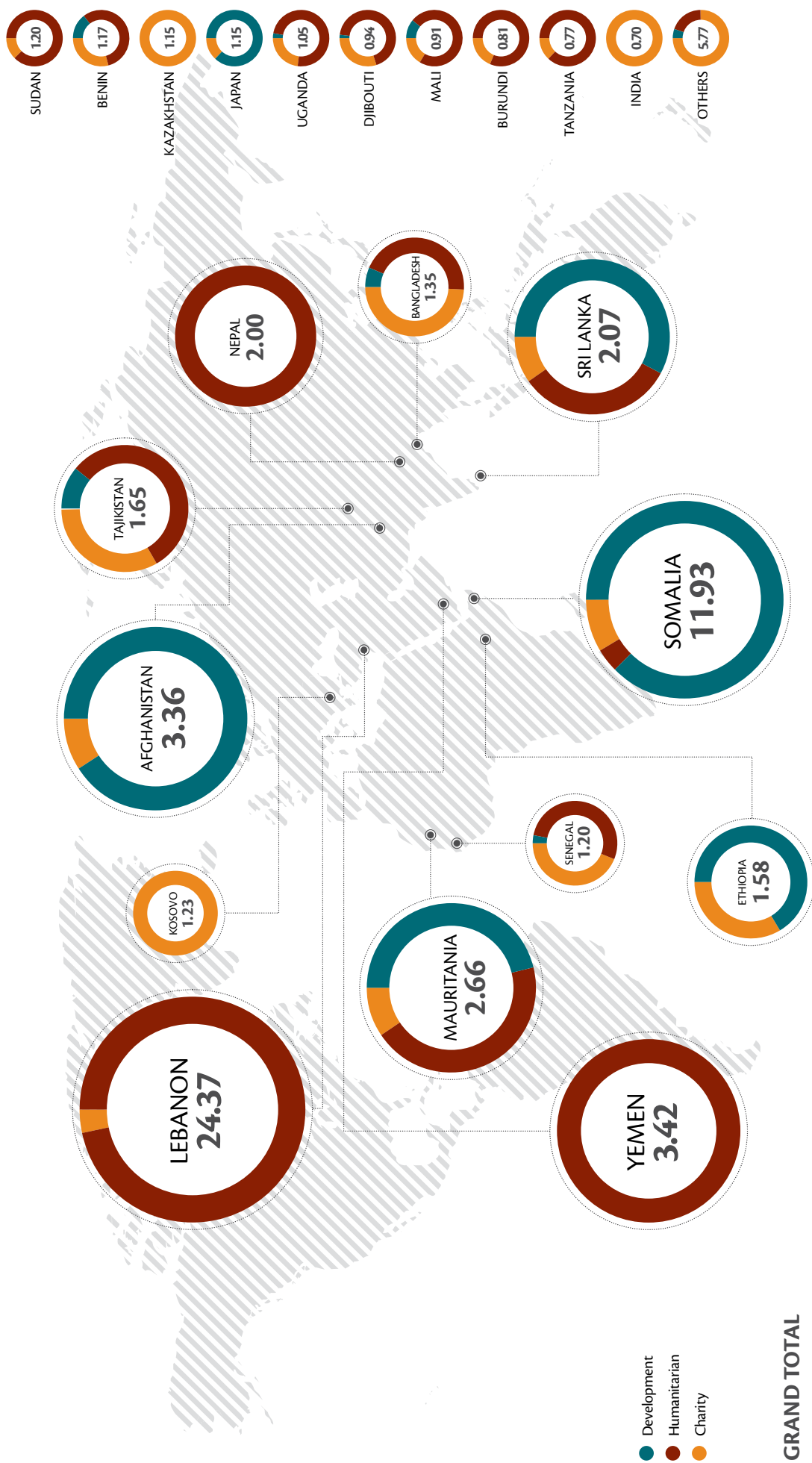
Charity

13.80
19.05%



BY COUNTRY AND ASSISTANCE CATEGORY

(in AED millions, 2015)



GRAND TOTAL
72.44

AL MAKTOUM FOUNDATION



Al Maktoum Foundation Supports Education in Western Africa
(Source: Al Maktoum Foundation)

EXHIBIT 64 BY SECTOR AND ASSISTANCE CATEGORY

(in AED millions and as % of total, 2015)

Development

44.95

72.16%



EDUCATION



GENERAL
PROGRAMME
ASSISTANCE



HEALTH



AGRICULTURE




WATER AND
SANITATION

Humanitarian

0.07

0.12%



MULTI-SECTOR

Charity

17.27

27.72%



RELIGIOUS
EDUCATION



SEASONAL
PROGRAMMES



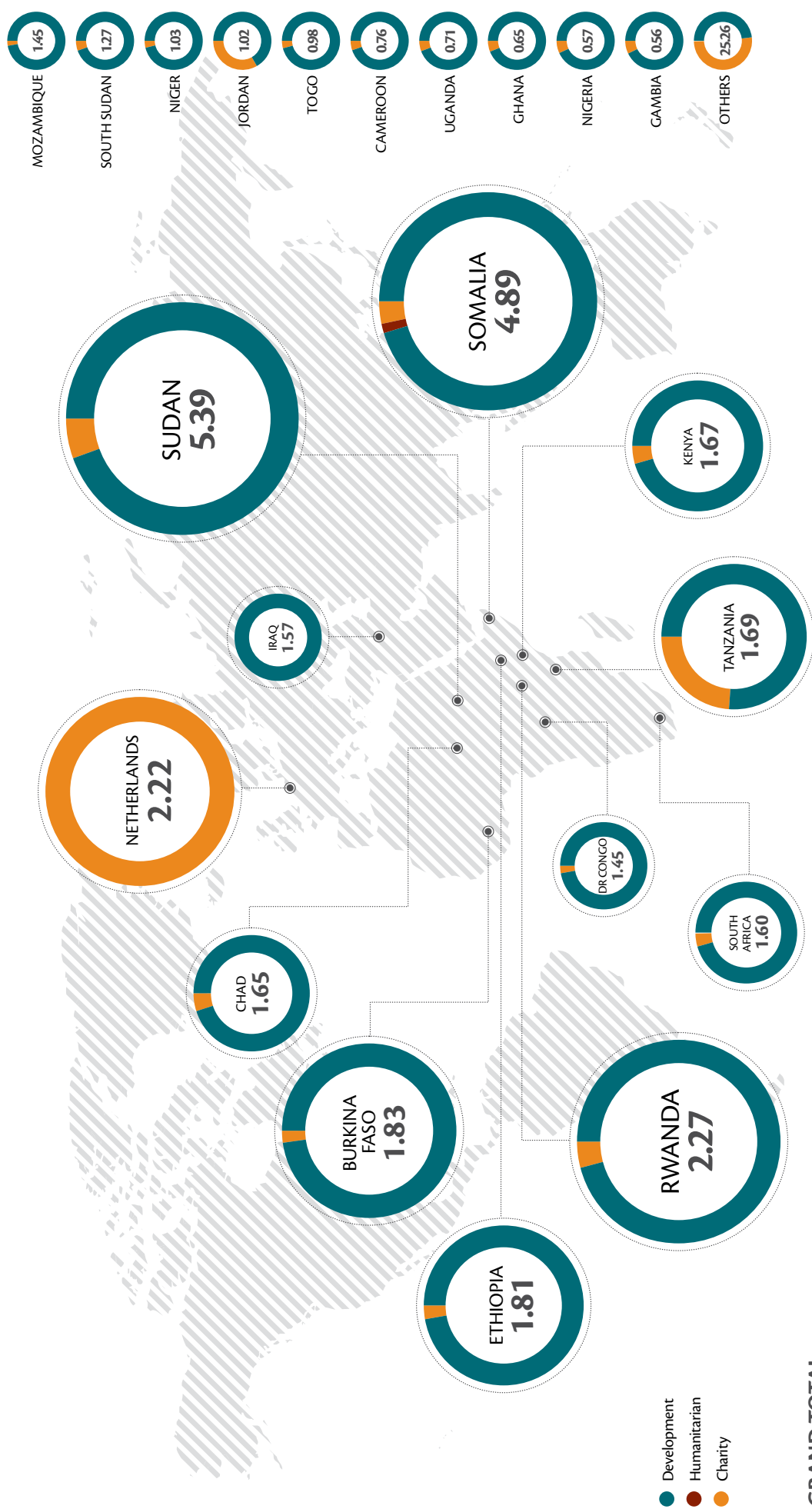
RELIGIOUS SITES



SUPPORT TO
INDIVIDUALS
AND SMALL
COMMUNITIES

BY COUNTRY AND ASSISTANCE CATEGORY

(in AED millions, 2015)



GRAND TOTAL
62.29

INTERNATIONAL HUMANITARIAN CITY



The UNHCR's Central Emergency Stockpile in Dubai
(Source: International Humanitarian City)

EXHIBIT 65 BY SECTOR AND ASSISTANCE CATEGORY

(in AED millions and as % of total, 2015)

Humanitarian

46.45

100%

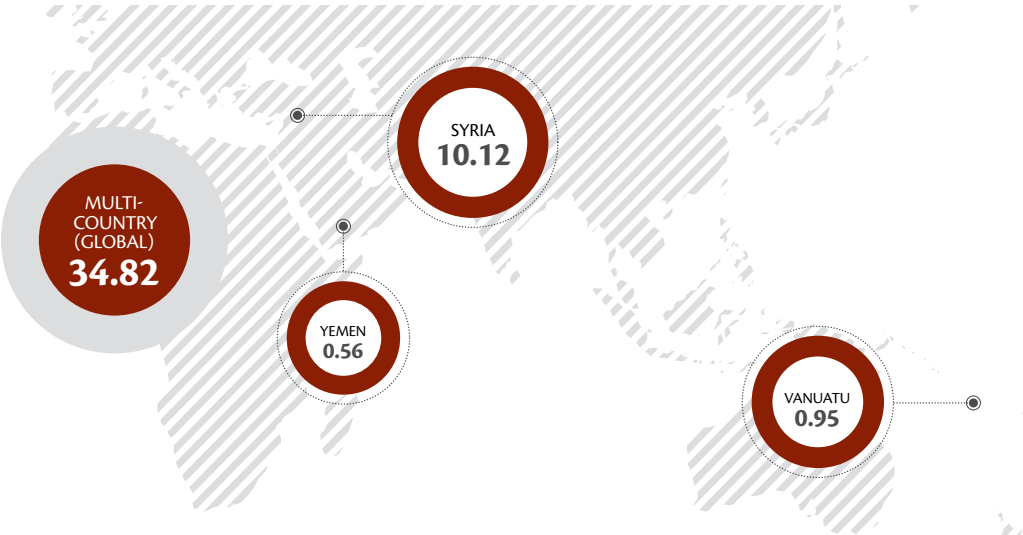


BY COUNTRY AND ASSISTANCE CATEGORY

(in AED millions, 2015)

- Development
- Humanitarian
- Charity

GRAND TOTAL
46.45



PRIVATE SECTOR

EXHIBIT 66

BY SECTOR AND ASSISTANCE CATEGORY

(in AED millions and as % of total, 2015)

Development

6.60
100%



Humanitarian

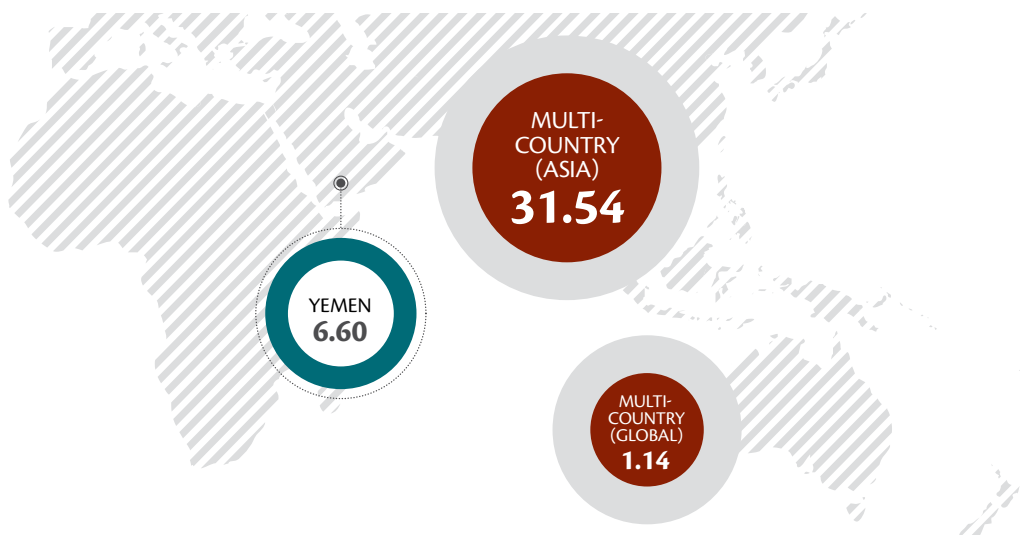
32.68
100%



BY COUNTRY AND ASSISTANCE CATEGORY

(in AED millions, 2015)

- Development
- Humanitarian
- Charity



GRAND TOTAL
39.28

AL RAHMA CHARITY ASSOCIATION



The Opening of Al Jarwan School in Indonesia
(Source: Al Rahma Charity Association)

EXHIBIT 67

BY SECTOR AND ASSISTANCE CATEGORY

(in AED millions and as % of total, 2015)

Development

18.44

50.13%



14.39
78.07%



SOCIAL SERVICES

3.17
17.21%



WATER AND
SANITATION

0.80
4.33%



EDUCATION

0.07
0.38%



HEALTH

Humanitarian

0.10

0.27%



0.10
100%



MULTI-SECTOR

Charity

18.24

49.60%



16.71
91.62%



RELIGIOUS SITES

0.84
4.62%



SUPPORT TO
INDIVIDUALS
AND SMALL
COMMUNITIES

0.56
3.08%



SEASONAL
PROGRAMMES

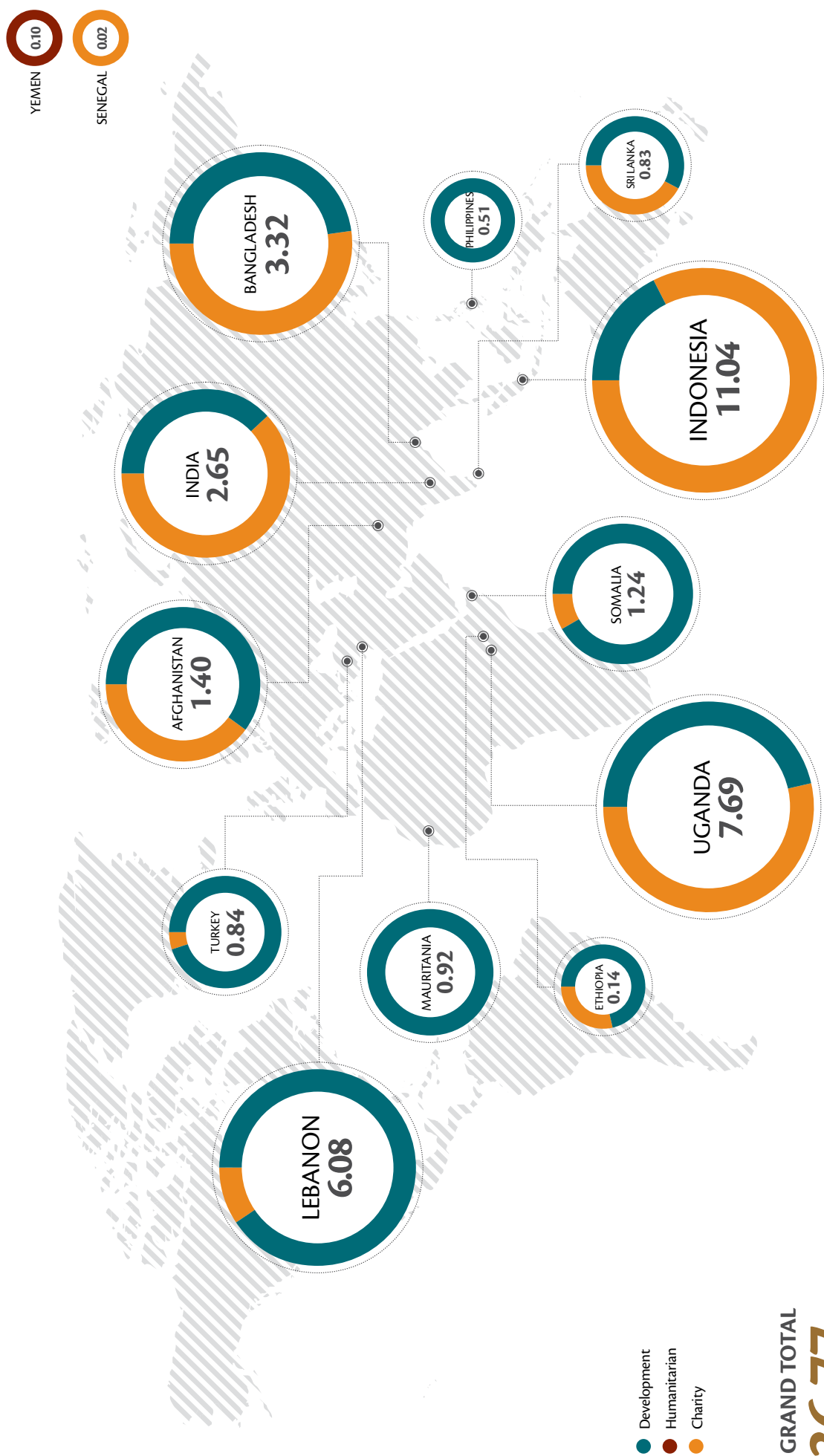
0.13
0.69%



RELIGIOUS
EDUCATION

BY COUNTRY AND ASSISTANCE CATEGORY

(in AED millions, 2015)



AHMED BIN ZAYED AL NAHYAN CHARITABLE AND HUMANITARIAN FOUNDATION



The Ahmed bin Zayed Al Nahyan Hospital specialising in cancer treatment in Morocco
(Source: Ahmed bin Zayed Al Nahyan Charitable and Humanitarian Foundation)

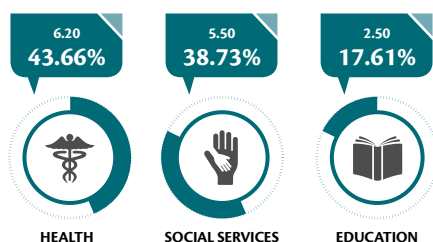
EXHIBIT 68

BY SECTOR AND ASSISTANCE CATEGORY

(in AED millions and as % of total, 2015)

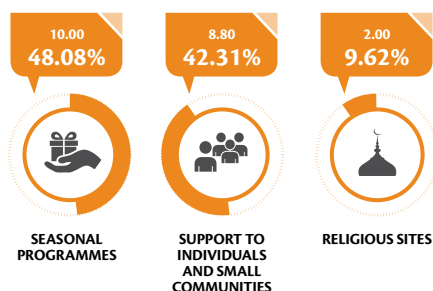
Development

14.20
40.57%



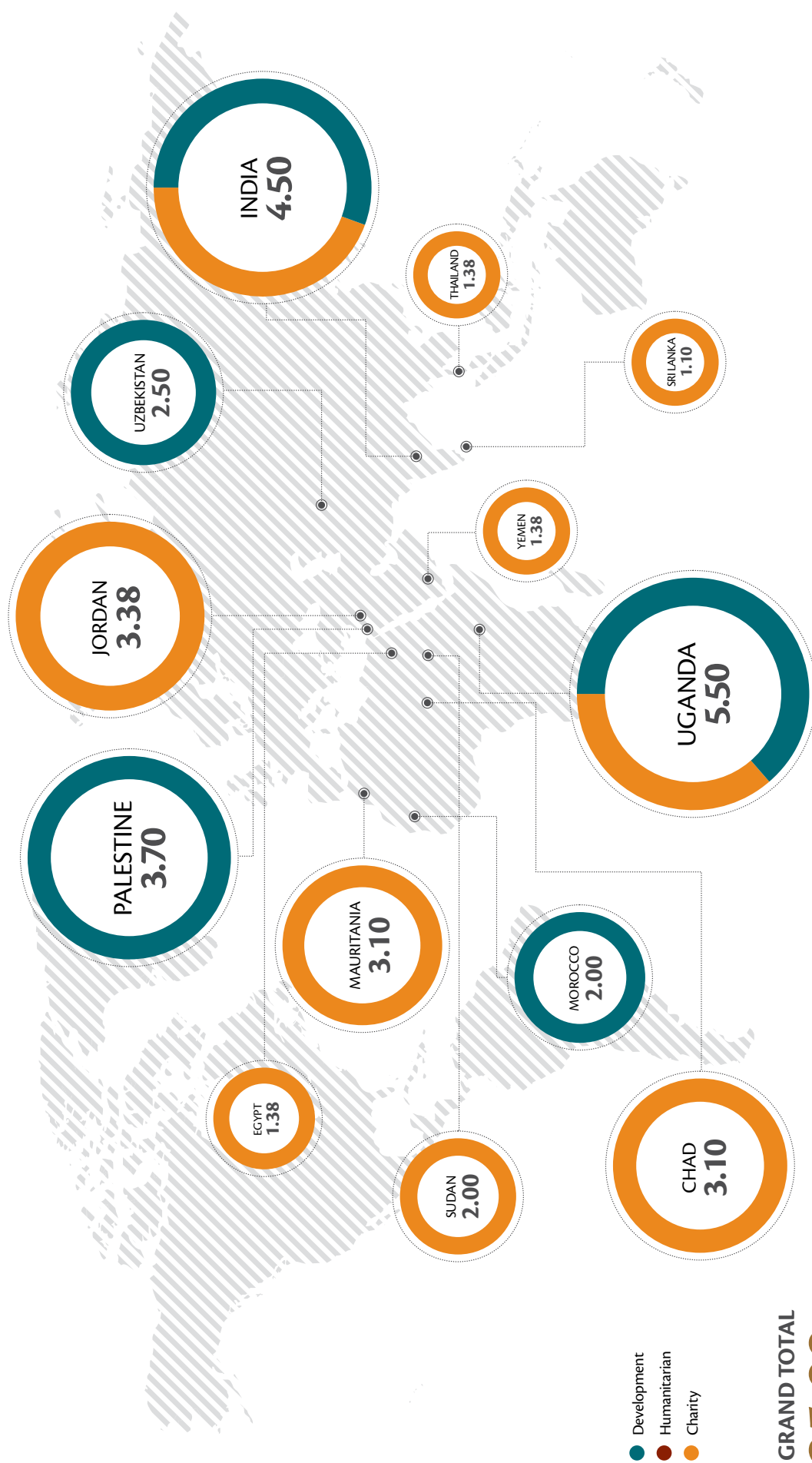
Charity

20.80
59.43%



BY COUNTRY AND ASSISTANCE CATEGORY

(in AED millions, 2015)



FEATURE 4

PREVENTING BLINDNESS IN ETHIOPIA



An Ethiopian child drinks her medicine to prevent blindness caused by Trachoma
(Source: Noor Dubai Foundation)

Ethiopia, which has a population of over 82 million, is the second-most populous nation in Africa. Overall, there are 1.2 million blind people, 2.8 million people with low vision, and nine million children aged one to nine years who have active Trachoma, an infectious disease that leads to blindness. The disease, often found in isolated communities, is easily spread from person to person through flies which seek out eyes, hands, and clothes. Repeated infection leads to scarring and inward growth of the eyelid; if left untreated, the disease can eventually lead to blindness.¹

The Noor Dubai Foundation, in collaboration with the Carter Center, is taking decisive steps to prevent blindness through the treatment of Trachoma across the Amhara region of Ethiopia, the part of the world in which Trachoma is the most endemic.²

The Trachoma Elimination Programme is a three-year programme aimed at treating 18 million individual living under poverty in 167 districts across the Amhara region of Ethiopia, including more than 7,900 villages. The programme consists of four main areas: surgeries and operational theatres, medicine and antibiotics distribution, latrines and educational health programmes. On average, a single health care worker examines 495 patients per day.

Dr. Manal Omran Taryam, Board Member and CEO of Noor Dubai Foundation, explained “Children bear the highest burden of Trachoma infections and women are almost twice as likely as men to develop its advanced stage, Trichiasis, due to their role as the traditional caregivers for children who may unknowingly pass their infection on to their mothers.”³

Trachoma is responsible, at present, for approximately three percent of the world's blindness. Worldwide, there are about eight million people who have irreversible visual impairment, caused by trachoma; in addition to this, an estimated 84 million cases of active disease are in need of treatment, if blindness is to be prevented. Although Trachoma is easily preventable, the disease has blinded or painfully disabled more than two million of the world's poorest people.⁴

Engineer Essa Al Maidoor, Chairman of the Noor Dubai Foundation, said: “The programme endorses the SAFE strategy recommended by World Health Organization (WHO), which included tools of intervention to control Trachoma” SAFE is an acronym used to indicate a WHO-developed strategy - a combination of interventions tools which stand for surgery for Trichiasis (inturned eyelashes), antibiotics, facial cleanliness and environmental improvement.⁵

The year 2015 marks the second of the three-year Trachoma Elimination Programme. The Noor Dubai Foundation has measured impact: since 2008, they have helped over 23 million people with eyesight ailments. Collaboration between the Noor Dubai Foundation and the Carter Center marks a best practice in international cooperation with strategic utilisation of strengths resulting in a noticeable reduction in the cases of preventable blindness through prevention.

Hawa Hassan, a housewife and a mother of six children in Telhurdere Warede, Ethiopia, has benefitted from the Trachoma Elimination programme, which she attributes to saving her family's eyesight. As a result of the programme, their house now has three latrines and her family receives regular visits by a health care worker to educate them on intervention techniques that help eliminate and prevent the spread of Trachoma. Improving the hygiene and sanitisation, in addition to taking their yearly antibiotic tablet, has ensured that none of her children have contracted the infectious eye disease. As such, prevention has proven to be the cure.

Hawa told Noor Dubai she and her family are thankful to the charity for preventing the spread of the disease. She said that building the latrine took 400 hours. She added that it was difficult to estimate the cost of building the latrine as money isn't easily available and that often villagers in the area follow a barter exchange method.⁶

1 <http://www.noordubai.ae/en/NewsCenter/PressReleases/PressReleaseDetail.aspx?News=Trachoma.Elimination.in.Ethiopia>

2 <http://www.thenational.ae/uae/noor-dubai-visits-carter-centre>

3 <http://gulfnews.com/news/uae/health/noor-dubai-foundation-visits-ethiopia-to-eliminate-trachoma-1.1334000>

4 <http://gulfnews.com/news/uae/health/noor-dubai-foundation-visits-ethiopia-to-eliminate-trachoma-1.1334000>

5 <http://gulfnews.com/news/uae/health/noor-dubai-foundation-visits-ethiopia-to-eliminate-trachoma-1.1334000>

6 <http://www.noordubai.ae/en/SuccessStories.aspx?GenericContent=hawa.hassan.a.housewife.a.mother.of.6.children> www.noordubai.ae/en/Default.aspx

Sources:

<http://www.noordubai.ae/en/SuccessStories.aspx?GenericContent=hawa.hassan.a.housewife.a.mother.of.6.children> www.noordubai.ae/en/Default.aspx

<http://www.noordubai.ae/en/NewsCenter/PressReleases/PressReleaseDetail.aspx?News=Trachoma.Elimination.in.Ethiopia>

<http://gulfnews.com/news/uae/health/noor-dubai-foundation-visits-ethiopia-to-eliminate-trachoma-1.1334000>

<http://www.thenational.ae/uae/noor-dubai-visits-carter-centre>

SHARJAH CHARITY HOUSE



Sharjah Charity House supports orphans sponsorship projects in Bosnia and Herzegovina
(Source: Sharjah Charity House)

EXHIBIT 69

BY SECTOR AND ASSISTANCE CATEGORY

(in AED millions and as % of total, 2015)

Development

12.80

42.11%



SOCIAL SERVICES



EDUCATION



WATER AND
SANITATION

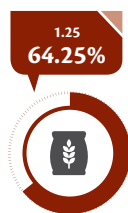


HEALTH

Humanitarian

1.95

6.42%



FOOD AID

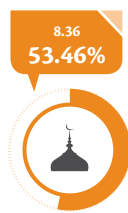


MULTI-SECTOR

Charity

15.64

51.46%



RELIGIOUS SITES



SEASONAL
PROGRAMMES



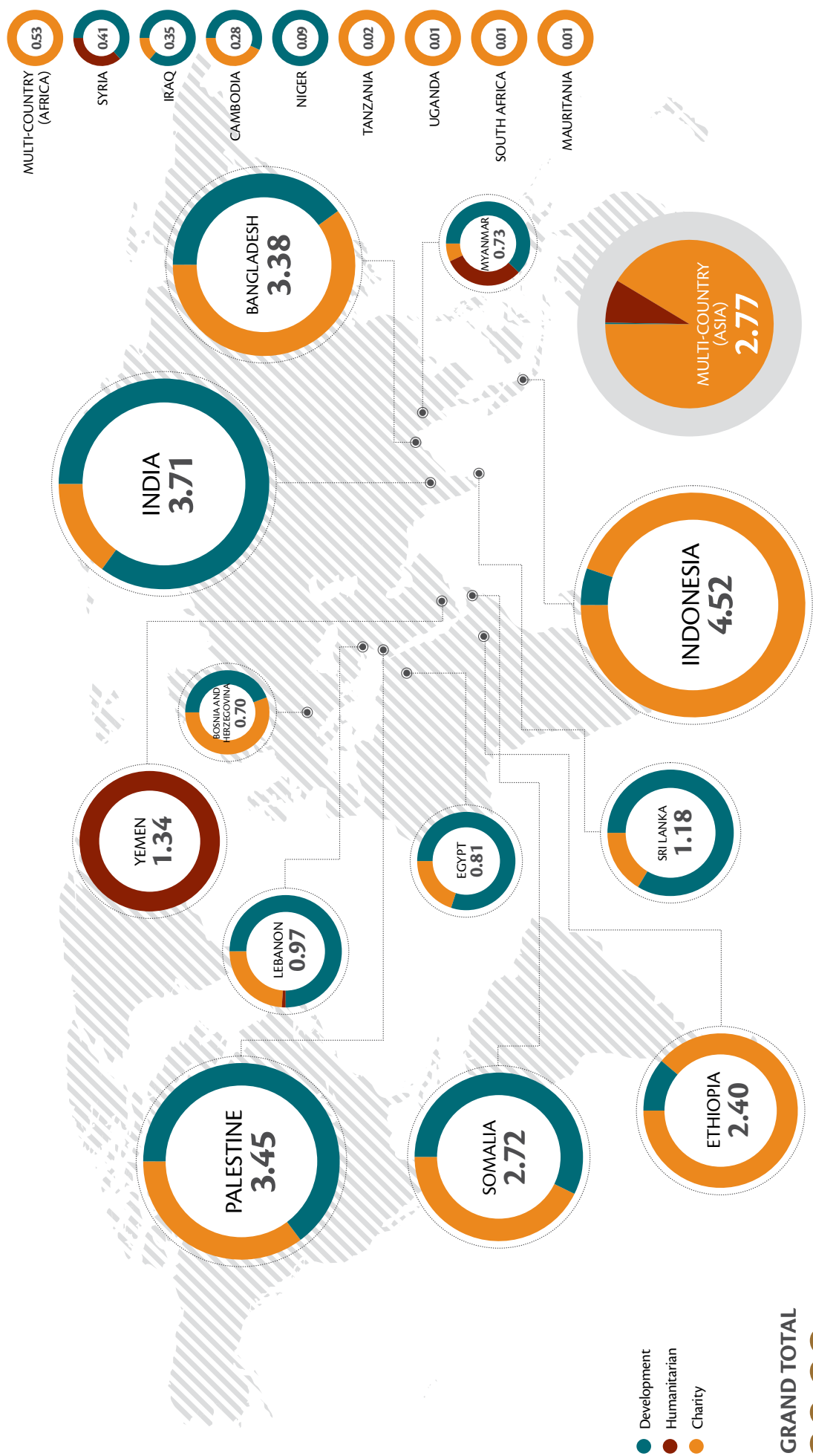
RELIGIOUS
EDUCATION



SUPPORT TO
INDIVIDUALS
AND SMALL
COMMUNITIES

BY COUNTRY AND ASSISTANCE CATEGORY

(in AED millions, 2015)



GRAND TOTAL
30.39

ZAYED BIN SULTAN AL NAHYAN CHARITABLE AND HUMANITARIAN FOUNDATION



The central office and laboratory building in Adam Baraka University located inside the Zayed Complex in Chad

(Source: Zayed bin Sultan Al Nahyan Charitable and Humanitarian Foundation)

EXHIBIT 70

BY SECTOR AND ASSISTANCE CATEGORY

(in AED millions and as % of total, 2015)

Development

4.98

17.86%



2.10
42.21%



SOCIAL SERVICES

1.23
24.66%



HEALTH

1.18
23.65%



EDUCATION

0.47
9.48%



INFRASTRUCTURE
DEVELOPMENT

Humanitarian

0.37

1.32%



0.37
100%



MULTI-SECTOR

Charity

22.55

80.82%



21.56
95.62%



SEASONAL
PROGRAMMES

0.95
4.21%



RELIGIOUS
EDUCATION

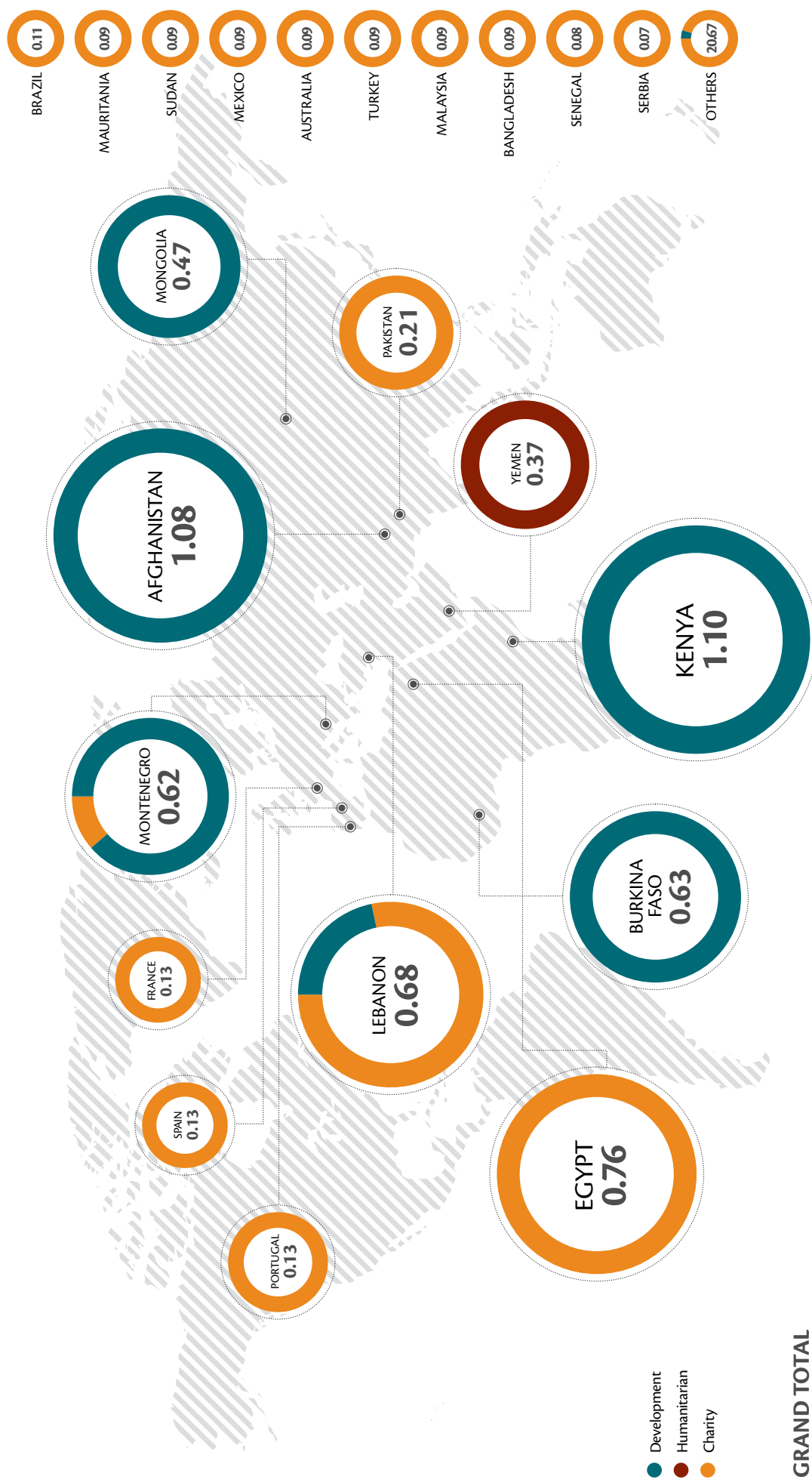
0.04
0.16%



RELIGIOUS SITES

BY COUNTRY AND ASSISTANCE CATEGORY

(in AED millions, 2015)



GRAND TOTAL
27.89

THE BIG HEART FOUNDATION



The Big Heart Foundation supports the education of Syrian refugees in Lebanon
(Source: The Big Heart Foundation)

EXHIBIT 71

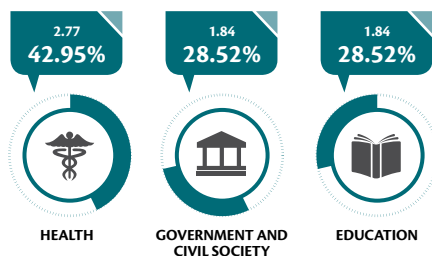
BY SECTOR AND ASSISTANCE CATEGORY

(in AED millions and as % of total, 2015)

Development

6.44

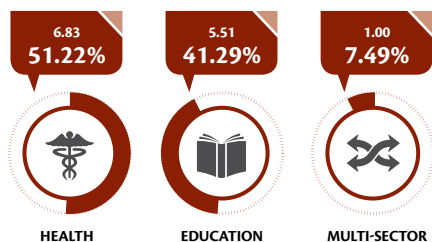
30.98%



Humanitarian

13.34

64.21%



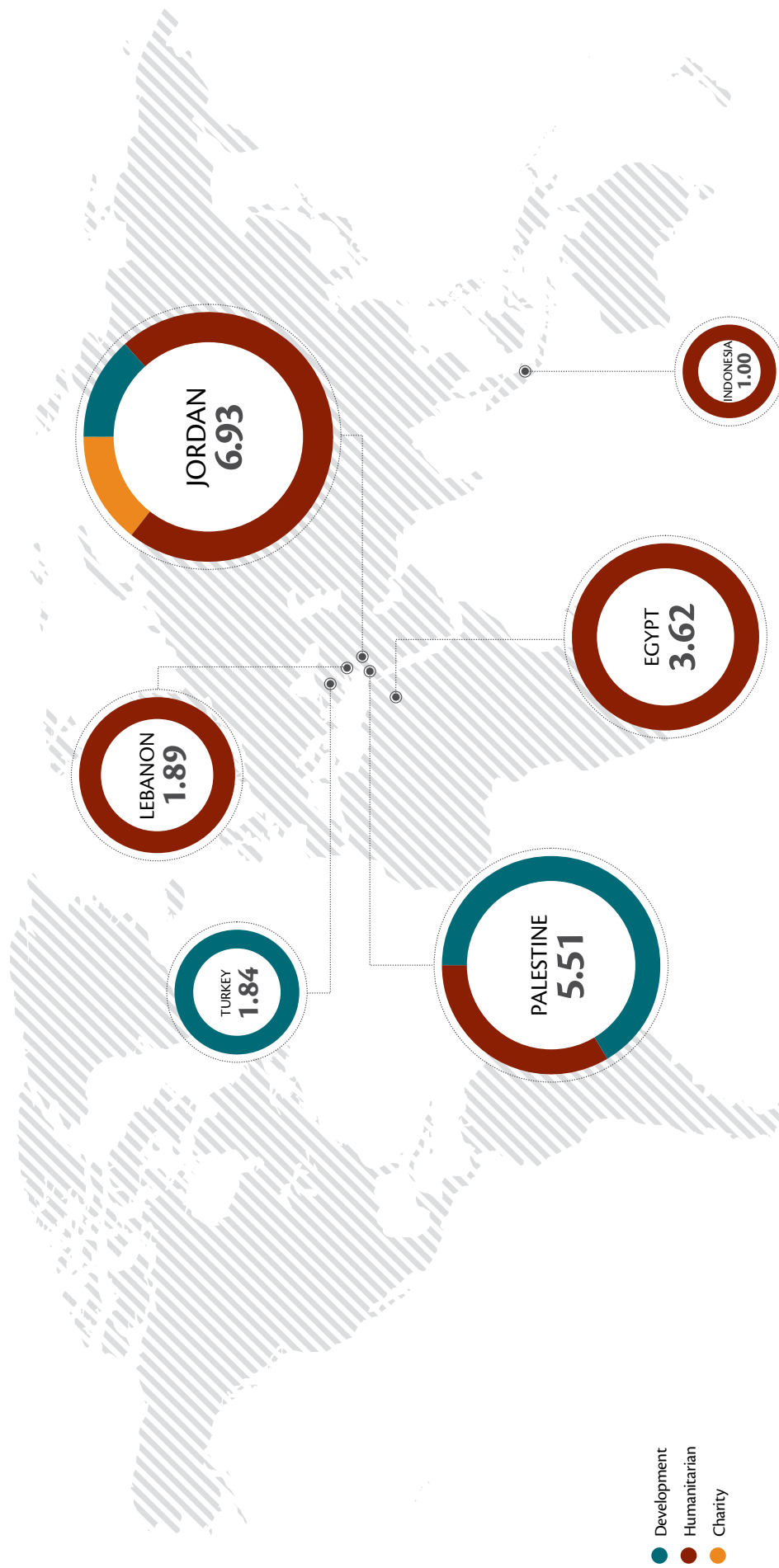
Charity

1.00

4.81%



BY COUNTRY AND ASSISTANCE CATEGORY
(in AED millions, 2015)



Development
Humanitarian
Charity

GRAND TOTAL
20.78

MOHAMED BIN ZAYED SPECIES CONSERVATION FUND



The Mohammed bin Zayed Species Conservation Fund supports projects that help ensure survival of turtles in Liberia

(Source: Mohammed bin Zayed Fund for Species Conservation)

EXHIBIT 72

BY SECTOR AND ASSISTANCE CATEGORY

(in AED millions and as % of total, 2015)

Development

5.80

100%



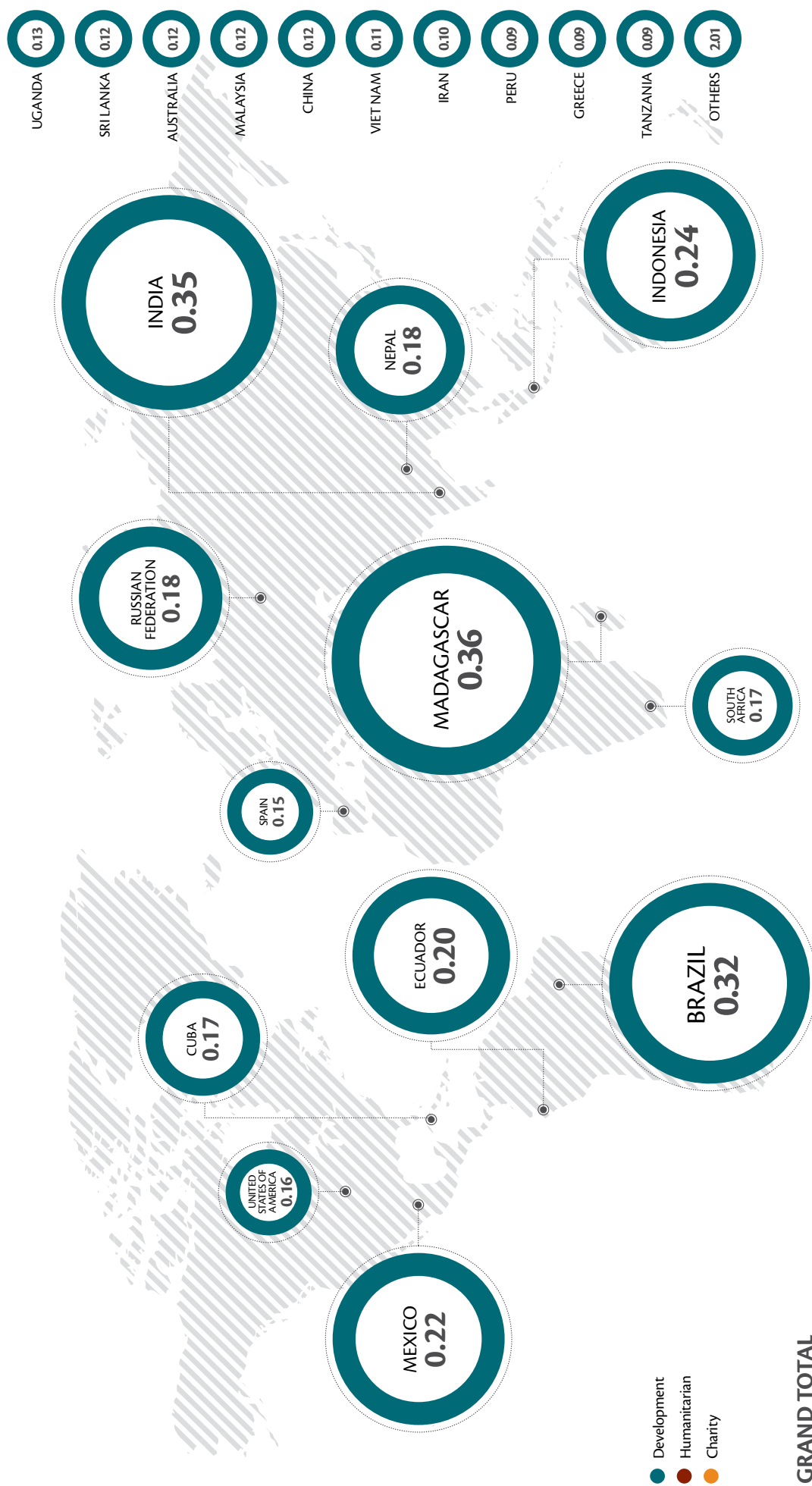
5.80
100%



BIOSPHERE AND
BIODIVERSITY

BY COUNTRY AND ASSISTANCE CATEGORY

(in AED millions, 2015)



GRAND TOTAL
5.80

NOOR DUBAI FOUNDATION



Noor Dubai leads campaigns for the prevention of blindness
(Source: Noor Dubai Foundation)

EXHIBIT 73 BY SECTOR AND ASSISTANCE CATEGORY

(in AED millions and as % of total, 2015)


Development

5.14
100%



BY COUNTRY AND ASSISTANCE CATEGORY

(in AED millions, 2015)



SULTAN BIN KHALIFA BIN ZAYED AL NAHYAN HUMANITARIAN AND SCIENTIFIC FOUNDATION

EXHIBIT 74 BY SECTOR AND ASSISTANCE CATEGORY

(in AED millions and as % of total, 2015)

Development

1.19

65.67%



Humanitarian

0.62

34.33%

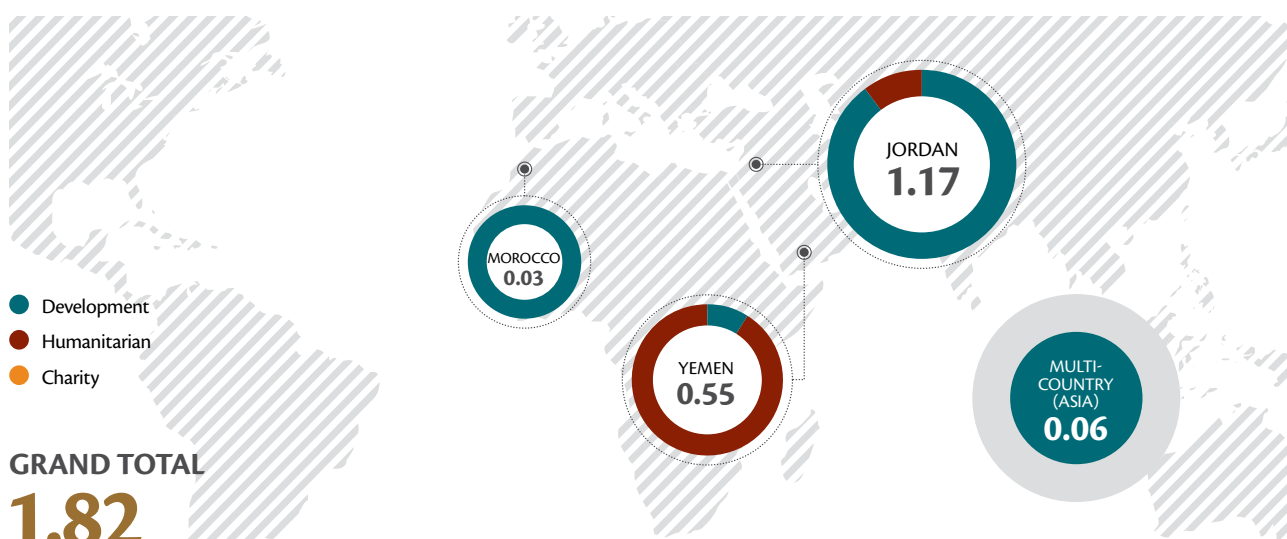


Children in Yemen receive humanitarian assistance

(Source: Sultan Bin Khalifa Bin Zayed Al Nahyan Humanitarian and Scientific Foundation)

BY COUNTRY AND ASSISTANCE CATEGORY

(in AED millions, 2015)



UAE WATER AID FOUNDATION



One of the projects to provide safe drinking water for five million people launched by His Highness Sheikh Mohammed bin Rashid Al Maktoum, UAE Vice President and Prime Minister of the UAE and Ruler of Dubai

(Source: UAE Water Aid Foundation)

EXHIBIT 75 BY SECTOR AND ASSISTANCE CATEGORY

(in AED millions and as % of total, 2015)

Humanitarian

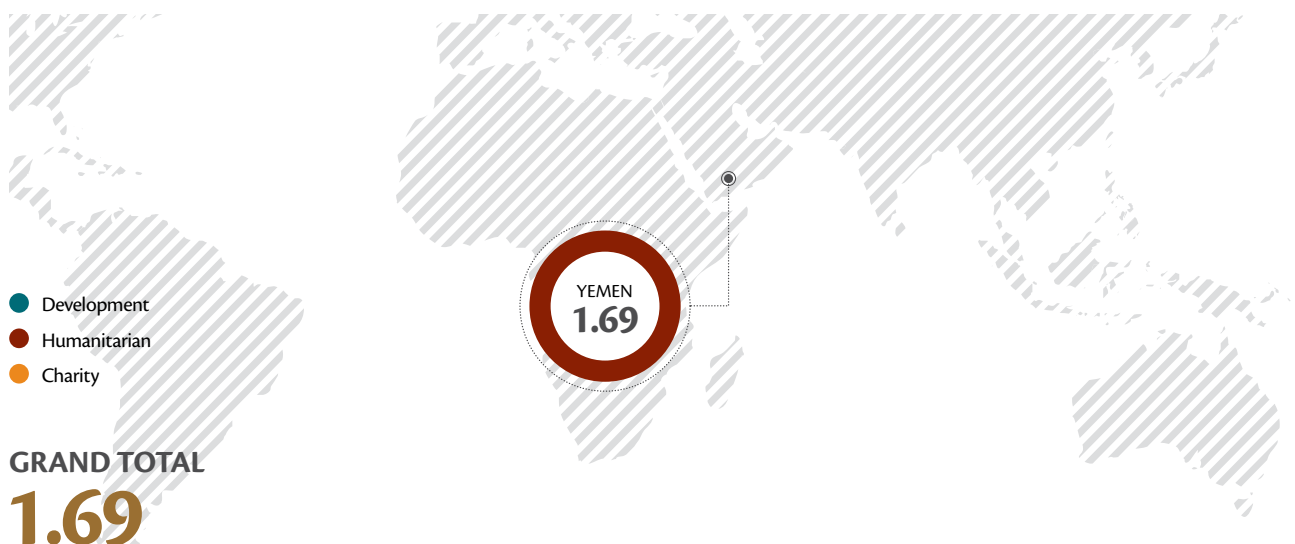
1.69
100%



FOOD AID

BY COUNTRY AND ASSISTANCE CATEGORY

(in AED millions, 2015)



EWA'A SHELTERS FOR WOMEN AND CHILDREN



Women receive skills development and training at the Ewa'a Shelters for Women and Children
(Source: Ewa'a Shelters for Women and Children)

EXHIBIT 76

BY SECTOR AND ASSISTANCE CATEGORY

(in AED millions and as % of total, 2015)

Development

0.03
100%



BY COUNTRY AND ASSISTANCE CATEGORY

(in AED millions, 2015)



APPENDIX I

UAE FOREIGN ASSISTANCE AND ODA IN 2015, BY COUNTRY AND SECTOR

COUNTRY / SECTOR	FOREIGN ASSISTANCE	ODA AED
Afghanistan	211,807,992	208,507,532
Education	9,240	-
Health	11,430,388	11,430,388
Humanitarian Aid and Emergency Relief	88,218,399	88,218,399
Infrastructure Development	106,406,810	106,406,810
Religious and Social Charitable Assistance	1,846,318	-
Social Services	3,215,445	2,341,221
Water and Sanitation	681,392	110,714
Albania	47,244,612	35,738,282
Biosphere and Biodiversity	58,282	58,282
Education	452,310	-
General Programme Assistance	500,000	-
Health	11,717	-
Humanitarian Aid and Emergency Relief	60,000	-
Industry	47,560	-
Religious and Social Charitable Assistance	3,759,442	-
Social Services	6,159,111	-
Transport and Storage	6,650,000	6,650,000
Water and Sanitation	29,546,190	29,030,000
Algeria	599,720	332,845
Biosphere and Biodiversity	12,845	12,845
Commodity Aid	320,000	320,000
Religious and Social Charitable Assistance	266,875	-
Andorra	73,460	-
Religious and Social Charitable Assistance	73,460	-
Argentina	232,095	28,385
Biosphere and Biodiversity	28,385	28,385
Religious and Social Charitable Assistance	203,710	-
Armenia	4,904,470	4,904,470
Biosphere and Biodiversity	34,470	34,470
Transport and Storage	4,870,000	4,870,000
Australia	388,177	-
Biosphere and Biodiversity	121,352	-
Religious and Social Charitable Assistance	266,825	-
Austria	36,730	-
Religious and Social Charitable Assistance	36,730	-

COUNTRY / SECTOR	FOREIGN ASSISTANCE	ODA AED
Azerbaijan	1,293,077	-
Religious and Social Charitable Assistance	146,511	-
Social Services	1,146,566	-
Bahamas	45,875	-
Biosphere and Biodiversity	45,875	-
Bangladesh	32,252,617	1,431,897
Commodity Aid	352,441	352,441
Education	432,834	-
General Programme Assistance	110,250	-
Health	852,570	541,120
Humanitarian Aid and Emergency Relief	597,120	477,696
Mineral Resources and Mining	12,210,000	-
Religious and Social Charitable Assistance	10,563,073	-
Social Services	1,493,585	-
Water and Sanitation	5,640,744	60,640
Belarus	255,375	90,000
Commodity Aid	90,000	90,000
Religious and Social Charitable Assistance	165,375	-
Belgium	135,000	-
Commodity Aid	135,000	-
Benin	8,998,066	4,389,655
Education	535,815	425,565
General Programme Assistance	300,000	-
Humanitarian Aid and Emergency Relief	661,113	528,890
Religious and Social Charitable Assistance	3,409,786	-
Social Services	502,833	-
Transport and Storage	3,300,000	3,300,000
Water and Sanitation	288,520	135,200
Bolivia	117,698	44,238
Biosphere and Biodiversity	44,238	44,238
Religious and Social Charitable Assistance	73,460	-
Bosnia and Herzegovina	10,542,984	-
Education	293,540	-
General Programme Assistance	400,000	-
Industry	20,230	-
Religious and Social Charitable Assistance	1,319,262	-
Social Services	8,487,552	-
Water and Sanitation	22,400	-

COUNTRY / SECTOR	FOREIGN ASSISTANCE	ODA AED
Botswana	128,495	73,400
Biosphere and Biodiversity	73,400	73,400
Religious and Social Charitable Assistance	55,095	-
Brazil	867,173	320,545
Biosphere and Biodiversity	320,545	320,545
Religious and Social Charitable Assistance	546,628	-
Brunei	16,957	-
Biosphere and Biodiversity	16,957	-
Burkina Faso	12,869,770	7,774,071
Education	2,485,953	2,353,953
Energy Generation and Supply	5,050,000	5,050,000
Humanitarian Aid and Emergency Relief	379,500	303,600
Industry	1,220	-
Religious and Social Charitable Assistance	4,683,269	-
Social Services	29,150	-
Water and Sanitation	240,678	66,518
Burundi	7,340,968	525,376
Education	460,575	-
General Programme Assistance	19,540	-
Health	140,540	-
Humanitarian Aid and Emergency Relief	656,720	525,376
Industry	153,709	-
Religious and Social Charitable Assistance	5,454,899	-
Social Services	338,595	-
Water and Sanitation	116,391	-
Cambodia	3,920,916	16,424
Biosphere and Biodiversity	16,424	16,424
Education	106,520	-
Industry	79,140	-
Religious and Social Charitable Assistance	2,841,585	-
Social Services	90,000	-
Water and Sanitation	787,247	-
Cameroon	860,444	786,535
Biosphere and Biodiversity	66,306	66,306
Education	720,229	720,229
Religious and Social Charitable Assistance	73,910	-
Canada	703,460	-
Health	36,730	-
Religious and Social Charitable Assistance	666,730	-
Cape Verde	135,125	-
Religious and Social Charitable Assistance	135,125	-

COUNTRY / SECTOR	FOREIGN ASSISTANCE	ODA AED
Central African Republic	130,683	130,683
Education	130,683	130,683
Chad	12,418,553	7,420,689
Biosphere and Biodiversity	5,845,623	5,845,623
Education	1,575,066	1,575,066
Religious and Social Charitable Assistance	3,671,070	-
Social Services	1,326,794	-
Chile	103,228	51,498
Biosphere and Biodiversity	51,498	51,498
Religious and Social Charitable Assistance	51,730	-
China	10,363,862	197,440
Biosphere and Biodiversity	117,440	117,440
Commodity Aid	80,000	80,000
Education	35,280	-
Health	294,000	-
Industry	209,240	-
Religious and Social Charitable Assistance	6,981,620	-
Social Services	127,947	-
Water and Sanitation	2,518,335	-
Colombia	521,720	411,470
Biosphere and Biodiversity	25,805	25,805
Health	367,300	367,300
Religious and Social Charitable Assistance	110,250	-
Social Services	18,365	18,365
Comoros	4,297,494	3,132,148
Commodity Aid	720,000	720,000
Education	936,509	936,509
General Programme Assistance	1,000,000	-
Health	1,475,639	1,475,639
Religious and Social Charitable Assistance	165,346	-
Congo	267,280	25,690
Biosphere and Biodiversity	25,690	25,690
Education	23,000	-
Health	13,000	-
Religious and Social Charitable Assistance	178,135	-
Water and Sanitation	27,455	-
Costa Rica	49,765	49,765
Biosphere and Biodiversity	49,765	49,765
Côte d'Ivoire	4,729,658	1,656,338
Education	3,119,397	1,656,338
Industry	104,536	-
Religious and Social Charitable Assistance	932,553	-

COUNTRY / SECTOR	FOREIGN ASSISTANCE	ODA AED
Social Services	8,378	-
Water and Sanitation	564,793	-
Cuba	174,711	174,711
Biosphere and Biodiversity	174,711	174,711
Czech Republic	36,730	-
Religious and Social Charitable Assistance	36,730	-
Denmark	36,730	-
Religious and Social Charitable Assistance	36,730	-
Djibouti	50,025,255	47,454,222
Commodity Aid	96,000	96,000
Education	1,210	-
General Programme Assistance	46,830,750	46,830,750
Humanitarian Aid and Emergency Relief	1,225,347	512,672
Industry	3,740	-
Religious and Social Charitable Assistance	1,024,480	-
Social Services	649,608	-
Water and Sanitation	194,120	14,800
Dominica	27,102	27,102
Biosphere and Biodiversity	27,102	27,102
DR Congo	2,068,157	1,410,311
Education	1,572,589	1,410,311
Health	27,720	-
Industry	85,540	-
Religious and Social Charitable Assistance	318,268	-
Water and Sanitation	64,040	-
Ecuador	265,569	195,782
Biosphere and Biodiversity	195,782	195,782
Religious and Social Charitable Assistance	69,787	-
Egypt	23,273,770,544	9,130,376,180
Agriculture	598,161,812	598,161,812
Biosphere and Biodiversity	14,746	14,746
Commodity Aid	13,968,891,028	135,000
Education	98,363,340	97,968,815
Energy Generation and Supply	162,114,169	162,114,169
General Programme Assistance	7,362,318,231	7,362,318,231
Government and Civil Society	1,616,121	1,616,121
Health	23,273,226	22,369,437
Humanitarian Aid and Emergency Relief	3,756,352	-
Industry	122,743,107	-
Infrastructure Development	559,324,444	559,324,444
Religious and Social Charitable Assistance	20,682,679	-
Social Services	71,133,648	46,591,002

COUNTRY / SECTOR	FOREIGN ASSISTANCE	ODA AED
Transport and Storage	139,454,793	139,454,793
Water and Sanitation	141,922,849	140,307,611
Eritrea	133,094,593	132,705,490
Infrastructure Development	132,705,490	132,705,490
Religious and Social Charitable Assistance	119,653	-
Water and Sanitation	269,450	-
Estonia	167,820	-
Industry	270	-
Religious and Social Charitable Assistance	167,550	-
Ethiopia	21,499,306	8,262,294
Biosphere and Biodiversity	36,864	36,864
Education	1,801,736	1,669,736
General Programme Assistance	88,130	88,130
Health	9,511,643	3,757,564
Humanitarian Aid and Emergency Relief	629,670	-
Industry	80,361	-
Religious and Social Charitable Assistance	5,567,803	-
Social Services	852,047	-
Transport and Storage	2,710,000	2,710,000
Water and Sanitation	221,051	-
F.Y.R Macedonia	230,000	-
Religious and Social Charitable Assistance	230,000	-
Fiji	12,446,395	11,946,395
Biosphere and Biodiversity	45,875	45,875
Energy Generation and Supply	11,900,520	11,900,520
General Programme Assistance	500,000	-
Finland	36,730	-
Religious and Social Charitable Assistance	36,730	-
France	358,385	-
Biosphere and Biodiversity	46,080	-
Religious and Social Charitable Assistance	312,305	-
Gambia	1,098,278	760,013
Commodity Aid	160,000	160,000
Education	520,013	520,013
Religious and Social Charitable Assistance	284,365	-
Transport and Storage	80,000	80,000
Water and Sanitation	53,900	-
Germany	1,441,607	-
Commodity Aid	135,000	-
Education	89,560	-
Religious and Social Charitable Assistance	1,217,047	-

COUNTRY / SECTOR	FOREIGN ASSISTANCE	ODA AED
Ghana	18,770,406	10,241,720
Biosphere and Biodiversity	87,552	87,552
Commodity Aid	18,500	-
Education	7,911,418	5,895,329
Health	5,177,385	3,883,039
Humanitarian Aid and Emergency Relief	401,350	269,800
Industry	23,270	-
Religious and Social Charitable Assistance	2,837,471	-
Social Services	1,914,467	-
Water and Sanitation	398,993	106,000
Greece	296,843	-
Biosphere and Biodiversity	91,498	-
Religious and Social Charitable Assistance	205,345	-
Guinea	2,167,437	160,000
Commodity Aid	160,000	160,000
Humanitarian Aid and Emergency Relief	50,000	-
Religious and Social Charitable Assistance	1,730,225	-
Water and Sanitation	227,213	-
Guinea Bissau	473,150	43,798
Biosphere and Biodiversity	43,798	43,798
Education	120,907	-
Religious and Social Charitable Assistance	218,835	-
Water and Sanitation	89,610	-
Haiti	136,700	36,700
Biosphere and Biodiversity	36,700	36,700
Religious and Social Charitable Assistance	100,000	-
Honduras	36,700	36,700
Biosphere and Biodiversity	36,700	36,700
Hungary	36,730	-
Religious and Social Charitable Assistance	36,730	-
India	60,020,931	7,508,709
Biosphere and Biodiversity	348,841	348,841
Commodity Aid	516,878	516,878
Education	11,178,631	5,090,174
General Programme Assistance	9,531	-
Health	2,670,506	1,552,816
Humanitarian Aid and Emergency Relief	140,000	-
Industry	97,854	-
Religious and Social Charitable Assistance	24,329,722	-
Social Services	14,021,182	-
Water and Sanitation	6,707,786	-

COUNTRY / SECTOR	FOREIGN ASSISTANCE	ODA AED
Indonesia	39,538,830	916,612
Biosphere and Biodiversity	240,212	240,212
Commodity Aid	640,000	640,000
Education	430,100	33,600
Humanitarian Aid and Emergency Relief	999,751	-
Religious and Social Charitable Assistance	33,396,328	-
Social Services	1,736,430	-
Water and Sanitation	2,096,009	2,800
Iran	276,738	96,738
Biosphere and Biodiversity	96,738	96,738
Religious and Social Charitable Assistance	180,000	-
Iraq	495,555,854	367,089,492
Education	78,163	73,863
General Programme Assistance	216,422,629	216,422,629
Humanitarian Aid and Emergency Relief	272,814,968	150,593,000
Religious and Social Charitable Assistance	2,115,815	-
Social Services	4,124,279	-
Ireland	9,861,731	-
Commodity Aid	9,000	-
Religious and Social Charitable Assistance	9,852,731	-
Italy	485,600	-
Biosphere and Biodiversity	80,577	-
Religious and Social Charitable Assistance	405,023	-
Jamaica	55,296	55,296
Biosphere and Biodiversity	55,296	55,296
Japan	2,046,419	-
Biosphere and Biodiversity	31,124	-
Commodity Aid	147,441	-
Religious and Social Charitable Assistance	1,867,854	-
Jordan	847,118,809	792,347,973
Agriculture	60,677,960	60,677,960
Biosphere and Biodiversity	5,472,770	5,472,770
Commodity Aid	50,000	-
Education	113,720,220	113,720,220
Energy Generation and Supply	954,980	954,980
Government and Civil Society	763,683	763,683
Health	11,337,315	8,985,487
Humanitarian Aid and Emergency Relief	170,879,793	131,481,953
Religious and Social Charitable Assistance	9,330,752	-
Social Services	3,640,416	-
Transport and Storage	470,290,920	470,290,920

COUNTRY / SECTOR	FOREIGN ASSISTANCE	ODA AED
Kazakhstan	13,977,096	3,011,261
Biosphere and Biodiversity	18,432	18,432
Commodity Aid	386,695	386,695
Education	1,726,807	1,526,807
Health	1,079,327	1,079,327
Religious and Social Charitable Assistance	1,085,184	-
Social Services	9,680,651	-
Kenya	14,602,667	7,832,482
Biosphere and Biodiversity	83,531	83,531
Commodity Aid	640,000	640,000
Education	6,885,445	6,007,051
Health	10,000	-
Humanitarian Aid and Emergency Relief	400,000	-
Religious and Social Charitable Assistance	3,726,179	-
Social Services	1,689,731	1,101,900
Water and Sanitation	1,167,782	-
Kiribati	12,671,850	12,671,850
Energy Generation and Supply	12,671,850	12,671,850
Kosovo	13,616,329	10,776,541
Education	440,000	-
Health	10,776,541	10,776,541
Religious and Social Charitable Assistance	2,225,750	-
Water and Sanitation	174,038	-
Kyrgyzstan	12,564,668	11,189,418
Biosphere and Biodiversity	39,418	39,418
Religious and Social Charitable Assistance	1,375,250	-
Transport and Storage	11,150,000	11,150,000
Lebanon	139,133,431	63,837,640
Commodity Aid	135,000	135,000
Education	1,008,091	716,625
Health	7,091,613	7,091,613
Humanitarian Aid and Emergency Relief	53,676,544	30,452,306
Industry	1,280	-
Religious and Social Charitable Assistance	37,283,329	-
Social Services	14,351,230	-
Transport and Storage	8,580,000	8,580,000
Water and Sanitation	17,006,345	16,862,097
Lesotho	21,720,000	21,720,000
Water and Sanitation	21,720,000	21,720,000
Liberia	885,849	18,433
Biosphere and Biodiversity	18,433	18,433
Religious and Social Charitable Assistance	494,504	-
Water and Sanitation	372,912	-

COUNTRY / SECTOR	FOREIGN ASSISTANCE	ODA AED
Libya	230,176,520	230,176,520
Humanitarian Aid and Emergency Relief	230,176,520	230,176,520
Madagascar	358,344	358,344
Biosphere and Biodiversity	358,344	358,344
Malawi	14,795,391	12,356,861
Commodity Aid	26,912	-
Education	2,523,288	1,668,321
Health	120,252	-
Humanitarian Aid and Emergency Relief	3,744,335	3,718,540
Industry	134,940	-
Religious and Social Charitable Assistance	1,048,240	-
Social Services	50,630	-
Transport and Storage	6,970,000	6,970,000
Water and Sanitation	176,794	-
Malaysia	6,281,162	310,480
Biosphere and Biodiversity	118,040	118,040
Commodity Aid	192,441	192,441
Education	115,107	-
Humanitarian Aid and Emergency Relief	4,000,000	-
Religious and Social Charitable Assistance	1,855,575	-
Maldives	5,200,251	4,409,916
Commodity Aid	320,000	320,000
General Programme Assistance	500,000	-
Health	1,369,916	1,369,916
Infrastructure Development	2,720,000	2,720,000
Religious and Social Charitable Assistance	290,335	-
Mali	30,742,478	19,654,849
Education	666,580	-
General Programme Assistance	11,641,206	11,641,206
Health	238,393	-
Humanitarian Aid and Emergency Relief	4,408,041	4,205,696
Industry	80,610	-
Population Policy and Reproductive Health Programmes	3,730,467	3,730,467
Religious and Social Charitable Assistance	7,858,127	-
Social Services	88,894	-
Water and Sanitation	2,030,160	77,480
Marshall Islands	9,953,830	9,953,830
Energy Generation and Supply	9,953,830	9,953,830
Mauritania	186,333,316	158,836,310
Commodity Aid	800,000	800,000
Education	427,931	-

COUNTRY / SECTOR	FOREIGN ASSISTANCE	ODA AED
General Programme Assistance	126,081,561	126,081,561
Health	1,303,340	984,000
Humanitarian Aid and Emergency Relief	1,186,936	940,749
Industry	543,655	-
Infrastructure Development	526,000	-
Religious and Social Charitable Assistance	13,731,210	-
Social Services	9,991,519	-
Transport and Storage	26,870,000	26,870,000
Water and Sanitation	4,871,164	3,160,000
Mauritius	1,165,527	-
Education	20,995	-
Religious and Social Charitable Assistance	1,144,532	-
Mexico	702,640	224,277
Biosphere and Biodiversity	224,277	224,277
Education	97,020	-
Religious and Social Charitable Assistance	381,343	-
Micronesia	6,574,670	6,574,670
Energy Generation and Supply	6,574,670	6,574,670
Moldova	73,460	-
Religious and Social Charitable Assistance	73,460	-
Mongolia	528,191	518,191
Biosphere and Biodiversity	46,080	46,080
Infrastructure Development	472,111	472,111
Religious and Social Charitable Assistance	10,000	-
Montenegro	58,409,185	57,418,150
Agriculture	55,100,000	55,100,000
Education	2,318,150	2,318,150
General Programme Assistance	500,000	-
Religious and Social Charitable Assistance	491,035	-
Morocco	368,568,752	365,075,842
Agriculture	1,934,220	1,934,220
Biosphere and Biodiversity	43,790	43,790
Commodity Aid	135,000	135,000
Education	19,902,090	19,902,090
Health	37,214,212	36,998,562
Infrastructure Development	32,464,840	32,464,840
Religious and Social Charitable Assistance	1,277,260	-
Social Services	2,000,000	-
Transport and Storage	200,541,370	200,541,370
Water and Sanitation	73,055,970	73,055,970

COUNTRY / SECTOR	FOREIGN ASSISTANCE	ODA AED
Mozambique	4,466,285	3,674,244
Education	4,429,535	3,674,244
Religious and Social Charitable Assistance	36,750	-
Multi-country (Africa)	5,339,500	4,243,000
Commodity Aid	320,000	320,000
Health	4,240,500	3,673,000
Religious and Social Charitable Assistance	529,000	-
Transport and Storage	250,000	250,000
Multi-country (Asia)	782,716,438	227,407,641
Agriculture	314,445,530	-
Commodity Aid	180,000	-
Education	1,921,807	-
Energy Generation and Supply	95,560,000	-
General Programme Assistance	9,540,852	-
Government and Civil Society	5,300,855	-
Health	52,266,790	-
Humanitarian Aid and Emergency Relief	259,174,434	227,407,641
Religious and Social Charitable Assistance	22,373,616	-
Social Services	1,060,545	-
Water and Sanitation	20,892,010	-
Multi-country (Global)	321,183,166	290,036,489
Biosphere and Biodiversity	11,997,633	11,997,633
Education	267,027	267,027
General Programme Assistance	252,231,508	235,162,039
Government and Civil Society	4,839,970	4,839,970
Humanitarian Aid and Emergency Relief	37,792,226	36,656,234
Religious and Social Charitable Assistance	12,941,217	-
Social Services	163,585	163,585
Tourism	950,000	950,000
Myanmar	4,527,063	3,719,040
Biosphere and Biodiversity	44,040	44,040
Education	240,000	-
Humanitarian Aid and Emergency Relief	3,903,273	3,675,000
Religious and Social Charitable Assistance	123,750	-
Social Services	216,000	-
Namibia	77,906	22,811
Biosphere and Biodiversity	22,811	22,811
Religious and Social Charitable Assistance	55,095	-
Nauru	8,411,170	8,411,170
Energy Generation and Supply	8,411,170	8,411,170

COUNTRY / SECTOR	FOREIGN ASSISTANCE	ODA AED
Nepal	8,250,151	5,065,755
Biosphere and Biodiversity	176,767	176,767
Education	1,229,646	869,577
Humanitarian Aid and Emergency Relief	6,843,738	4,019,411
Netherlands	2,236,560	-
Biosphere and Biodiversity	18,248	-
Religious and Social Charitable Assistance	2,218,312	-
New Zealand	83,358	-
Biosphere and Biodiversity	23,358	-
Religious and Social Charitable Assistance	60,000	-
Niger	10,179,581	2,389,952
Commodity Aid	640,000	640,000
Education	1,547,932	1,426,872
General Programme Assistance	250,000	-
Health	546,445	-
Humanitarian Aid and Emergency Relief	403,850	323,080
Industry	16,070	-
Religious and Social Charitable Assistance	5,549,810	-
Social Services	254,023	-
Water and Sanitation	971,451	-
Nigeria	2,419,921	1,247,181
Biosphere and Biodiversity	69,344	69,344
Commodity Aid	640,000	640,000
Education	537,836	537,836
Religious and Social Charitable Assistance	996,180	-
Water and Sanitation	176,560	-
Norway	32,000	-
Religious and Social Charitable Assistance	32,000	-
Pakistan	312,646,247	304,007,404
Biosphere and Biodiversity	36,599	36,599
Commodity Aid	832,441	832,441
Education	22,837,604	20,987,554
General Programme Assistance	27,719,459	27,719,459
Health	140,700,640	140,516,990
Humanitarian Aid and Emergency Relief	1,000,000	1,000,000
Infrastructure Development	38,693,386	38,693,386
Religious and Social Charitable Assistance	6,605,143	-
Transport and Storage	73,423,270	73,423,270
Water and Sanitation	797,706	797,706
Palau	16,491,770	16,491,770
Energy Generation and Supply	16,491,770	16,491,770

COUNTRY / SECTOR	FOREIGN ASSISTANCE	ODA AED
Palestine	146,519,998	82,873,593
Communication	183,750	183,750
Education	62,517,755	60,213,371
General Programme Assistance	9,247,900	8,447,900
Government and Civil Society	583,984	583,984
Health	13,218,511	7,654,596
Humanitarian Aid and Emergency Relief	15,606,369	3,354,084
Industry	59,613	-
Infrastructure Development	2,435,908	2,435,908
Religious and Social Charitable Assistance	22,027,658	-
Social Services	20,552,186	-
Water and Sanitation	86,365	-
Panama	29,360	29,360
Biosphere and Biodiversity	29,360	29,360
Paraguay	99,265	25,805
Biosphere and Biodiversity	25,805	25,805
Religious and Social Charitable Assistance	73,460	-
Peru	204,456	94,246
Biosphere and Biodiversity	94,246	94,246
Religious and Social Charitable Assistance	110,210	-
Philippines	25,576,239	528,258
Commodity Aid	320,000	320,000
Education	1,228,615	191,266
Health	208,220	-
Humanitarian Aid and Emergency Relief	50,000	-
Industry	262,240	-
Religious and Social Charitable Assistance	18,931,824	-
Social Services	982,760	-
Water and Sanitation	3,592,581	16,992
Poland	18,786	-
Energy Generation and Supply	18,786	-
Portugal	406,750	-
Biosphere and Biodiversity	62,045	-
Commodity Aid	32,400	-
Religious and Social Charitable Assistance	312,305	-
Romania	629,247	-
Biosphere and Biodiversity	47,812	-
Religious and Social Charitable Assistance	581,435	-
Russian Federation	685,811	-
Biosphere and Biodiversity	179,816	-
Religious and Social Charitable Assistance	505,995	-

COUNTRY / SECTOR	FOREIGN ASSISTANCE	ODA AED
Rwanda	4,939,333	2,182,465
Education	2,182,465	2,182,465
Religious and Social Charitable Assistance	2,756,868	-
Samoa	73,726	73,726
Biosphere and Biodiversity	73,726	73,726
Senegal	18,521,512	2,997,635
Commodity Aid	160,000	160,000
Education	2,940,927	2,293,971
Health	26,771	-
Humanitarian Aid and Emergency Relief	656,334	514,704
Religious and Social Charitable Assistance	10,139,613	-
Social Services	2,604,270	-
Water and Sanitation	1,993,597	28,960
Serbia	1,112,922	90,000
Commodity Aid	90,000	90,000
General Programme Assistance	500,000	-
Humanitarian Aid and Emergency Relief	224,731	-
Religious and Social Charitable Assistance	298,191	-
Seychelles	7,891,139	6,087,122
Biosphere and Biodiversity	36,497	36,497
Education	717,112	-
Energy Generation and Supply	514,220	514,220
General Programme Assistance	500,000	-
Health	651,315	651,315
Infrastructure Development	4,885,090	4,885,090
Religious and Social Charitable Assistance	586,905	-
Sierra Leone	12,439,324	11,600,000
Education	120,907	-
Humanitarian Aid and Emergency Relief	50,000	-
Religious and Social Charitable Assistance	649,217	-
Transport and Storage	11,600,000	11,600,000
Water and Sanitation	19,200	-
Singapore	73,460	-
Religious and Social Charitable Assistance	73,460	-
Slovakia	36,730	-
Religious and Social Charitable Assistance	36,730	-
Slovenia	120,647	-
Religious and Social Charitable Assistance	120,647	-
Solomon Islands	12,510,452	12,510,452
Biosphere and Biodiversity	58,982	58,982
Energy Generation and Supply	12,451,470	12,451,470

COUNTRY / SECTOR	FOREIGN ASSISTANCE	ODA AED
Somalia	113,036,634	70,968,927
Commodity Aid	10,500	-
Education	6,478,567	4,671,489
General Programme Assistance	30,718,600	30,118,600
Health	10,943,411	8,925,129
Humanitarian Aid and Emergency Relief	29,021,131	22,940,870
Industry	207,923	-
Religious and Social Charitable Assistance	21,773,956	-
Social Services	4,205,269	-
Water and Sanitation	9,677,277	4,312,838
South Africa	2,999,432	1,933,582
Biosphere and Biodiversity	170,416	170,416
Commodity Aid	240,000	240,000
Education	1,533,796	1,523,166
Humanitarian Aid and Emergency Relief	10,000	-
Industry	12,030	-
Religious and Social Charitable Assistance	969,500	-
Water and Sanitation	63,690	-
South Korea	55,095	-
Religious and Social Charitable Assistance	55,095	-
South Sudan	6,757,043	4,908,831
Education	6,146,913	4,908,831
General Programme Assistance	500,000	-
Religious and Social Charitable Assistance	110,130	-
Spain	1,550,939	-
Biosphere and Biodiversity	146,537	-
Commodity Aid	32,400	-
Religious and Social Charitable Assistance	1,372,002	-
Sri Lanka	10,418,567	2,415,786
Biosphere and Biodiversity	121,610	121,610
Commodity Aid	800,000	800,000
Education	184,864	-
Health	264,876	-
Humanitarian Aid and Emergency Relief	717,720	534,176
Industry	1,670	-
Infrastructure Development	1,200,000	960,000
Religious and Social Charitable Assistance	4,137,595	-
Social Services	566,076	-
Water and Sanitation	2,424,156	-
Sudan	397,553,950	345,035,986
Agriculture	219,610,398	219,610,398
Commodity Aid	960,000	960,000

COUNTRY / SECTOR	FOREIGN ASSISTANCE	ODA AED
Education	8,522,095	4,865,081
General Programme Assistance	118,509,563	118,509,563
Health	709,698	254,604
Humanitarian Aid and Emergency Relief	1,284,528	836,340
Industry	585,753	-
Religious and Social Charitable Assistance	16,793,257	-
Social Services	27,452,903	-
Water and Sanitation	3,125,756	-
Suriname	69,787	-
Religious and Social Charitable Assistance	69,787	-
Swaziland	55,095	-
Religious and Social Charitable Assistance	55,095	-
Sweden	91,855	-
Religious and Social Charitable Assistance	91,855	-
Switzerland	1,115,747	-
Commodity Aid	117,000	-
Religious and Social Charitable Assistance	998,747	-
Syria	95,502,252	92,456,552
Humanitarian Aid and Emergency Relief	94,485,252	92,456,552
Religious and Social Charitable Assistance	753,000	-
Social Services	264,000	-
Tajikistan	7,657,507	4,194,795
Education	191,090	-
Health	50,000	-
Humanitarian Aid and Emergency Relief	1,010,074	739,995
Industry	279,220	-
Religious and Social Charitable Assistance	1,733,907	-
Social Services	81,270	-
Transport and Storage	3,310,000	3,310,000
Water and Sanitation	1,001,946	144,800
Tanzania	22,676,779	14,566,543
Biosphere and Biodiversity	89,875	89,875
Commodity Aid	1,415,000	1,415,000
Education	9,410,689	7,275,372
General Programme Assistance	600,000	-
Health	5,000	-
Humanitarian Aid and Emergency Relief	770,370	536,296
Industry	8,430	-
Religious and Social Charitable Assistance	4,203,485	-
Social Services	237,921	-
Transport and Storage	5,250,000	5,250,000

COUNTRY / SECTOR	FOREIGN ASSISTANCE	ODA AED
Water and Sanitation	686,009	-
Thailand	7,299,618	111,600
Commodity Aid	96,000	96,000
Health	5,000	-
Industry	628,299	-
Religious and Social Charitable Assistance	4,383,321	-
Social Services	2,167,498	-
Water and Sanitation	19,500	15,600
Timor-Leste	37,228	37,228
Biosphere and Biodiversity	37,228	37,228
Togo	9,871,768	947,918
Education	1,129,118	947,918
Humanitarian Aid and Emergency Relief	179,100	-
Industry	5,600	-
Religious and Social Charitable Assistance	1,839,052	-
Social Services	1,200,155	-
Water and Sanitation	5,518,743	-
Trinidad and Tobago	73,460	-
Religious and Social Charitable Assistance	73,460	-
Tunisia	45,208,116	43,173,700
Humanitarian Aid and Emergency Relief	37,473,700	36,973,700
Religious and Social Charitable Assistance	523,750	-
Social Services	1,010,666	-
Water and Sanitation	6,200,000	6,200,000
Turkey	3,451,484	337,879
Biosphere and Biodiversity	17,879	17,879
Commodity Aid	320,000	320,000
Government and Civil Society	1,836,500	-
Health	39,770	-
Religious and Social Charitable Assistance	474,025	-
Social Services	722,810	-
Water and Sanitation	40,500	-
Turkmenistan	3,039,277	3,039,277
Commodity Aid	180,000	180,000
Health	2,859,277	2,859,277
Tuvalu	8,007,140	8,007,140
Energy Generation and Supply	8,007,140	8,007,140
Uganda	28,744,788	3,765,544
Biosphere and Biodiversity	127,933	127,933
Commodity Aid	9,133	-
Education	5,247,124	2,990,483
Health	210,460	-

COUNTRY / SECTOR	FOREIGN ASSISTANCE	ODA AED
Humanitarian Aid and Emergency Relief	779,710	623,768
Industry	32,590	-
Religious and Social Charitable Assistance	13,235,508	-
Social Services	8,629,920	-
Water and Sanitation	472,410	23,360
Ukraine	14,747	14,747
Biosphere and Biodiversity	14,747	14,747
United Kingdom	10,976,302	-
Biosphere and Biodiversity	43,131	-
Education	10,696,357	-
Religious and Social Charitable Assistance	236,814	-
United States of America	1,722,698	-
Biosphere and Biodiversity	161,994	-
Health	47,840	-
Religious and Social Charitable Assistance	1,329,214	-
Social Services	183,650	-
Uruguay	73,460	-
Religious and Social Charitable Assistance	73,460	-
Uzbekistan	2,590,000	90,000
Commodity Aid	90,000	90,000
Health	2,500,000	-
Vanuatu	9,360,906	9,360,906
Energy Generation and Supply	8,411,170	8,411,170
Humanitarian Aid and Emergency Relief	949,736	949,736
Venezuela	69,787	-
Religious and Social Charitable Assistance	69,787	-
Viet Nam	481,938	138,228
Biosphere and Biodiversity	106,228	106,228
Commodity Aid	32,000	32,000
Religious and Social Charitable Assistance	343,710	-
Yemen	3,335,124,207	3,264,448,131
Agriculture	257,110	257,110
Education	80,710,195	80,600,000
Energy Generation and Supply	635,168,294	635,168,294
General Programme Assistance	549,553,992	549,553,992
Government and Civil Society	427,312,906	427,312,906
Health	188,532,240	188,490,690
Humanitarian Aid and Emergency Relief	827,576,056	803,324,281
Industry	74,000	-
Infrastructure Development	74,906,225	54,906,225
Religious and Social Charitable Assistance	4,729,015	-

COUNTRY / SECTOR	FOREIGN ASSISTANCE	ODA AED
Social Services	70,309,048	55,732,906
Tourism	6,244,100	6,244,100
Transport and Storage	464,938,589	458,338,589
Water and Sanitation	4,812,438	4,519,038
Zambia	215,549	-
Industry	11,020	-
Religious and Social Charitable Assistance	189,769	-
Social Services	14,760	-
Zimbabwe	66,155	11,060
Biosphere and Biodiversity	11,060	11,060
Religious and Social Charitable Assistance	55,095	-
Grand Total	32,338,264,772	16,642,584,951

APPENDIX II

UAE FOREIGN ASSISTANCE IN 2015, BY DONOR AND COUNTRY

DONOR / COUNTRY	FOREIGN ASSISTANCE	ODA AED
Government	27,841,245,913	13,707,145,853
Albania	500,000	-
Algeria	320,000	320,000
Australia	80,000	-
Bangladesh	160,000	160,000
Benin	300,000	-
Bosnia and Herzegovina	400,000	-
Canada	36,730	-
Chad	5,895,623	5,845,623
China	80,000	80,000
Colombia	385,665	385,665
Comoros	2,800,101	1,766,505
Djibouti	96,000	96,000
Egypt	23,102,581,355	9,011,391,995
Fiji	500,000	-
Gambia	160,000	160,000
Guinea	160,000	160,000
India	400,000	400,000
Indonesia	640,000	640,000
Iraq	361,847,866	361,847,866
Jordan	120,859,336	120,859,336
Kenya	640,000	640,000
Libya	138,375,004	138,375,004
Maldives	820,000	320,000
Mali	11,641,206	11,641,206
Mauritania	126,881,561	126,881,561
Montenegro	500,000	-
Multi-country (Africa)	4,243,000	4,243,000
Multi-country (Asia)	233,639,348	227,407,641
Multi-country (Global)	281,004,706	252,756,935
Niger	1,328,481	1,078,481
Nigeria	640,000	640,000
Norway	32,000	-
Pakistan	148,781,830	148,565,483
Palestine	9,831,884	9,031,884
Philippines	320,000	320,000
Senegal	160,000	160,000
Serbia	500,000	-
Seychelles	500,000	-
Somalia	30,718,600	30,118,600
South Africa	240,000	240,000
South Sudan	500,000	-

DONOR / COUNTRY	FOREIGN ASSISTANCE	ODA AED
Sri Lanka	800,000	800,000
Sudan	119,469,563	119,469,563
Syria	20,400,000	20,400,000
Tanzania	1,880,000	1,280,000
Thailand	96,000	96,000
Turkey	320,000	320,000
United States of America	183,650	-
Viet Nam	32,000	32,000
Yemen	3,108,564,404	3,108,215,506
Abu Dhabi Fund for Development	2,706,012,530	2,202,645,250
Afghanistan	143,136,810	143,136,810
Albania	35,680,000	35,680,000
Armenia	4,870,000	4,870,000
Bangladesh	12,210,000	-
Benin	3,300,000	3,300,000
Burkina Faso	5,050,000	5,050,000
Djibouti	46,830,750	46,830,750
Egypt	118,834,440	118,834,440
Eritrea	132,705,490	132,705,490
Ethiopia	2,710,000	2,710,000
Fiji	11,900,520	11,900,520
Gambia	80,000	80,000
Iraq	3,673,000	3,673,000
Jordan	670,661,900	670,661,900
Kiribati	12,671,850	12,671,850
Kyrgyzstan	11,150,000	11,150,000
Lebanon	16,980,000	16,980,000
Lesotho	21,720,000	21,720,000
Malawi	6,970,000	6,970,000
Maldives	2,720,000	2,720,000
Marshall Islands	9,953,830	9,953,830
Mauritania	26,870,000	26,870,000
Micronesia	6,574,670	6,574,670
Montenegro	55,100,000	55,100,000
Morocco	349,684,950	349,684,950
Multi-country (Asia)	491,157,280	-
Multi-country (Global)	1,101,900	1,101,900
Nauru	8,411,170	8,411,170
Pakistan	83,009,800	83,009,800
Palau	16,491,770	16,491,770
Palestine	57,298,800	57,298,800
Seychelles	5,399,310	5,399,310

DONOR / COUNTRY	FOREIGN ASSISTANCE	ODA AED
Sierra Leone	11,600,000	11,600,000
Solomon Islands	12,451,470	12,451,470
Sudan	219,380,000	219,380,000
Syria	44,443,300	44,443,300
Tajikistan	3,310,000	3,310,000
Tanzania	5,250,000	5,250,000
Tunisia	6,200,000	6,200,000
Tuvalu	8,007,140	8,007,140
Vanuatu	8,411,170	8,411,170
Yemen	12,051,210	12,051,210
Khalifa Bin Zayed Al Nahyan Foundation	568,326,106	497,459,391
Afghanistan	62,020,839	61,837,089
Albania	147,000	-
Algeria	91,875	-
Argentina	110,250	-
Bangladesh	908,191	724,441
Belarus	255,375	90,000
Belgium	135,000	-
Bosnia and Herzegovina	183,750	-
Brazil	110,250	-
Burundi	2,664,992	-
Cape Verde	55,125	-
China	1,609,963	-
Colombia	110,250	-
Comoros	870,437	870,437
Egypt	1,605,000	135,000
Ethiopia	1,130,063	-
France	183,750	-
Gambia	91,875	-
Germany	224,560	-
Greece	110,250	-
Guinea	91,875	-
Guinea Bissau	91,875	-
India	116,878	116,878
Indonesia	183,750	-
Iraq	735,000	-
Ireland	100,875	-
Italy	136,563	-
Japan	331,191	-
Jordan	682,462	146,153
Kazakhstan	2,582,379	2,192,829
Kenya	2,734,305	2,019,919
Kosovo	10,960,291	10,776,541
Lebanon	57,461,642	27,858,415
Libya	91,801,516	91,801,516
Malawi	3,718,540	3,718,540
Malaysia	1,906,191	192,441

DONOR / COUNTRY	FOREIGN ASSISTANCE	ODA AED
Maldives	1,461,791	1,369,916
Mali	55,125	-
Mauritania	3,435,625	3,160,000
Mexico	183,750	-
Montenegro	1,877,450	1,767,200
Morocco	16,321,761	15,347,102
Multi-country (Asia)	1,997,050	-
Myanmar	3,748,500	3,675,000
Nepal	2,419,411	2,419,411
Nigeria	183,750	-
Pakistan	71,575,526	66,845,372
Palestine	22,782,962	12,772,162
Peru	36,750	-
Philippines	110,250	-
Portugal	216,150	-
Rwanda	2,664,993	-
Senegal	350,774	167,024
Serbia	90,000	90,000
Seychelles	706,440	651,315
Sierra Leone	91,875	-
Slovenia	47,187	-
Somalia	27,545,556	27,361,806
South Africa	202,125	-
Spain	1,072,387	-
Sri Lanka	91,875	-
Sudan	364,854	254,604
Sweden	55,125	-
Switzerland	1,065,747	-
Syria	12,592,075	11,857,075
Tanzania	429,000	135,000
Thailand	312,375	-
Togo	55,125	-
Tunisia	37,157,450	36,973,700
Turkey	147,000	-
Turkmenistan	3,039,277	3,039,277
Uganda	120,908	-
United States of America	260,500	-
Uzbekistan	90,000	90,000
Viet Nam	110,250	-
Yemen	107,003,230	107,003,230
Emirates Red Crescent	380,421,159	41,564,071
Afghanistan	800,500	-
Albania	6,887,774	-
Algeria	140,000	-
Australia	75,000	-
Bangladesh	341,900	-
Benin	60,000	-

DONOR / COUNTRY	FOREIGN ASSISTANCE	ODA AED
Bosnia and Herzegovina	8,843,072	-
Cambodia	207,500	-
Cape Verde	80,000	-
Chad	1,666,794	-
Chile	15,000	-
Comoros	80,000	-
Djibouti	270,000	-
Egypt	7,612,212	-
Ethiopia	225,000	-
F.Y.R. Macedonia	230,000	-
Gambia	80,000	-
Ghana	150,000	-
Greece	40,000	-
Guinea	80,000	-
Guinea Bissau	80,000	-
India	11,505,000	-
Indonesia	590,708	-
Iraq	127,276,612	-
Ireland	75,000	-
Italy	75,000	-
Japan	534,104	-
Jordan	36,148,165	-
Kazakhstan	10,189,554	-
Kenya	115,000	-
Kosovo	145,000	-
Kyrgyzstan	1,360,250	-
Lebanon	12,325,000	-
Malaysia	4,050,000	-
Maldives	125,000	-
Mali	7,578,467	7,403,467
Mauritania	6,478,940	-
Mauritius	150,000	-
Mexico	35,000	-
Montenegro	120,000	-
Morocco	236,760	-
Multi-country (Asia)	340,000	-
Multi-country (Global)	1,329,580	1,329,580
Nepal	2,424,327	-
New Zealand	60,000	-
Niger	191,475	-
Nigeria	150,000	-
Pakistan	1,147,977	-
Palestine	10,402,266	-
Philippines	170,000	-
Romania	85,000	-
Senegal	3,051,203	-
Serbia	449,462	-

DONOR / COUNTRY	FOREIGN ASSISTANCE	ODA AED
Sierra Leone	80,000	-
Somalia	4,370,190	-
South Africa	170,000	-
Spain	103,460	-
Sri Lanka	225,000	-
Sudan	14,122,595	-
Syria	18,000	-
Tanzania	200,000	-
Thailand	2,301,248	-
Togo	1,288,673	-
Tunisia	1,835,666	-
Turkey	200,000	-
Uganda	415,285	-
United Kingdom	190,000	-
Viet Nam	125,000	-
Yemen	87,896,440	32,831,024
Dar Al Ber Society	169,447,050	-
Albania	2,280,021	-
Azerbaijan	1,293,077	-
Benin	1,954,972	-
Brazil	41,750	-
Burundi	3,129,068	-
China	3,198,221	-
Côte d'Ivoire	2,478,457	-
Djibouti	549,644	-
Egypt	22,395,244	-
Eritrea	389,103	-
Estonia	17,550	-
Ethiopia	845,091	-
Gambia	10,000	-
Ghana	722,756	-
Guinea	1,304,942	-
India	3,462,733	-
Indonesia	9,541,863	-
Kenya	4,498,224	-
Kosovo	1,126,728	-
Lebanon	13,838,315	-
Malaysia	115,107	-
Mali	1,774,316	-
Mauritania	6,308,663	-
Mauritius	1,015,527	-
Mexico	167,788	-
Multi-country (Asia)	2,178,847	-
Nepal	70,210	-
Niger	569,508	-
Palestine	10,786,986	-

DONOR / COUNTRY	FOREIGN ASSISTANCE	ODA AED
Philippines	6,036,945	-
Poland	18,786	-
Romania	349,375	-
Russian Federation	475,475	-
Senegal	1,402,076	-
Seychelles	1,193,797	-
Somalia	25,641,584	-
Sri Lanka	1,233,305	-
Sudan	23,800,641	-
Tanzania	2,663,897	-
Thailand	950,299	-
Togo	5,925,105	-
Uganda	3,167,491	-
Yemen	523,564	-
Sharjah Charity Association	130,170,212	-
Albania	387,595	-
Algeria	35,000	-
Argentina	20,000	-
Australia	20,000	-
Bangladesh	10,493,678	-
Benin	1,095,947	-
Bosnia and Herzegovina	81,667	-
Brazil	15,000	-
Burkina Faso	4,033,049	-
Burundi	352,366	-
Cambodia	1,231,954	-
Cameroon	35,750	-
Canada	30,000	-
Chad	104,750	-
China	1,192,511	-
Comoros	15,000	-
Congo	241,590	-
Côte d'Ivoire	42,750	-
Djibouti	829,471	-
Egypt	13,878,181	-
Ethiopia	1,978,626	-
Ghana	1,502,350	-
India	18,540,846	-
Indonesia	2,835,942	-
Iran	10,000	-
Italy	20,000	-
Jordan	6,037,561	-
Kenya	570,700	-
Kyrgyzstan	15,000	-
Lebanon	3,216,143	-
Liberia	555,276	-
Malawi	25,714	-

DONOR / COUNTRY	FOREIGN ASSISTANCE	ODA AED
Mauritania	7,127,368	-
Mongolia	10,000	-
Montenegro	187,325	-
Morocco	65,840	-
Multi-country (Asia)	127,195	-
Multi-country (Global)	1,762,914	-
Niger	2,678,136	-
Nigeria	35,000	-
Palestine	14,365,506	-
Philippines	3,399,573	-
Romania	73,600	-
Russian Federation	30,520	-
Senegal	8,583,276	-
Sierra Leone	243,142	-
Somalia	3,981,556	-
South Africa	15,000	-
Sri Lanka	2,368,307	-
Sudan	9,074,553	-
Tajikistan	975,016	-
Tanzania	1,046,497	-
Thailand	191,494	-
Togo	521,607	-
Tunisia	15,000	-
Uganda	285,462	-
United States of America	440,840	-
Viet Nam	35,000	-
Yemen	3,086,072	-
Dubai Charity Association	81,751,589	-
Albania	1,248,845	-
Benin	657,270	-
Bosnia and Herzegovina	263,310	-
Brazil	169,438	-
Burkina Faso	850,000	-
Burundi	387,822	-
Cambodia	2,184,338	-
China	4,165,727	-
Djibouti	506,750	-
DR Congo	621,096	-
Estonia	270	-
Ethiopia	348,515	-
Gambia	119,640	-
Ghana	2,743,675	-
Guinea	530,620	-
Guinea Bissau	257,477	-
India	5,231,768	-
Indonesia	8,392,178	-
Jordan	50,000	-

DONOR / COUNTRY	FOREIGN ASSISTANCE	ODA AED
Kosovo	80,850	-
Lebanon	1,326,800	-
Liberia	312,140	-
Malawi	1,801,614	-
Mali	8,780,644	-
Mauritania	2,458,175	-
Multi-country (Africa)	567,500	-
Niger	3,607,466	-
Nigeria	618,780	-
Palestine	2,871,450	-
Philippines	14,484,827	-
Senegal	943,294	-
Sierra Leone	424,307	-
South Africa	441,130	-
Sri Lanka	331,560	-
Sudan	2,481,365	-
Tajikistan	1,721,497	-
Tanzania	607,213	-
Thailand	1,563,757	-
Togo	936,590	-
Uganda	6,501,437	-
Zambia	160,454	-
Dubai Cares	75,124,878	56,343,658
Côte d'Ivoire	2,208,450	1,656,338
Ethiopia	3,890,085	2,917,564
Ghana	12,216,820	9,162,615
India	8,857,320	6,642,990
Kenya	3,193,502	2,395,126
Malawi	2,224,428	1,668,321
Mozambique	3,021,165	2,265,874
Nepal	1,159,436	869,577
Pakistan	7,400,201	5,550,151
Palestine	4,928,206	3,696,155
Philippines	255,021	191,266
Senegal	2,230,535	1,672,901
South Sudan	4,952,328	3,714,246
Syria	7,514,802	5,636,102
Tanzania	7,980,743	5,985,557
Uganda	3,091,836	2,318,877
Mohammed Bin Rashid Al Maktoum Humanitarian and Charity Establishment	72,436,962	47,593,404
Afghanistan	3,364,918	2,451,934
Bangladesh	1,348,320	547,456
Benin	1,167,563	664,090
Brazil	100,000	-
Burkina Faso	479,500	303,600
Burundi	806,720	525,376

DONOR / COUNTRY	FOREIGN ASSISTANCE	ODA AED
Canada	600,000	-
Djibouti	942,640	527,472
Egypt	274,000	-
Estonia	150,000	-
Ethiopia	1,582,600	840,000
Ghana	694,750	375,800
Haiti	100,000	-
India	700,000	-
Indonesia	546,020	36,400
Iraq	100,000	-
Japan	1,150,000	-
Jordan	150,000	-
Kazakhstan	1,150,000	800,000
Kosovo	1,230,000	-
Lebanon	24,365,382	18,852,306
Mali	912,720	610,176
Mauritania	2,655,936	1,924,749
Nepal	2,000,000	1,600,000
Niger	503,850	323,080
Nigeria	75,000	-
Pakistan	300,000	-
Palestine	593,240	74,592
Philippines	291,240	16,992
Senegal	1,204,580	543,664
Somalia	11,929,539	8,743,631
South Africa	100,000	-
Sri Lanka	2,067,720	1,494,176
Sudan	1,195,425	836,340
Tajikistan	1,650,994	884,795
Tanzania	770,370	536,296
Thailand	454,350	15,600
Togo	160,000	-
Uganda	1,051,835	647,128
United States of America	100,000	-
Yemen	3,417,750	3,417,750
Al Maktoum Foundation	62,286,860	34,323,598
Benin	462,315	425,565
Burkina Faso	1,829,873	1,793,123
Cameroon	758,388	720,229
Central African Republic	130,683	130,683
Chad	1,651,386	1,575,066
Comoros	531,956	495,206
DR Congo	1,447,061	1,410,311
Egypt	7,000	-
Ethiopia	1,805,446	1,757,866
Gambia	556,763	520,013
Germany	1,217,047	-

DONOR / COUNTRY	FOREIGN ASSISTANCE	ODA AED
Ghana	652,504	615,754
Iran	170,000	-
Iraq	1,568,626	1,568,626
Ireland	9,685,856	-
Italy	100,000	-
Jordan	1,021,336	680,584
Kenya	1,665,506	1,592,006
Mozambique	1,445,120	1,408,370
Multi-country (Asia)	1,000,000	-
Netherlands	2,218,312	-
Niger	1,025,141	988,391
Nigeria	574,586	537,836
Rwanda	2,274,340	2,182,465
Senegal	490,796	454,046
Somalia	4,891,689	4,744,889
South Africa	1,596,666	1,523,166
South Sudan	1,267,985	1,194,585
Spain	100,000	-
Sudan	5,389,479	5,095,479
Switzerland	50,000	-
Tanzania	1,689,090	1,289,815
Togo	984,668	947,918
Uganda	708,356	671,606
United Kingdom	10,743,171	-
United States of America	575,714	-
International Humanitarian City	46,451,657	46,451,657
Multi-country (Global)	34,819,734	34,819,734
Syria	10,120,075	10,120,075
Vanuatu	949,736	949,736
Yemen	562,111	562,111
Private Sector and Individuals	39,276,198	-
Multi-country (Asia)	31,540,207	-
Multi-country (Global)	1,135,992	-
Yemen	6,600,000	-
Al Rahma Charity Association	36,774,899	-
Afghanistan	1,403,227	-
Bangladesh	3,320,409	-
Ethiopia	136,156	-
India	2,645,163	-
Indonesia	11,044,742	-
Lebanon	6,075,142	-
Mauritania	921,624	-
Philippines	508,384	-
Senegal	20,500	-
Somalia	1,239,386	-
Sri Lanka	830,100	-

DONOR / COUNTRY	FOREIGN ASSISTANCE	ODA AED
Turkey	838,280	-
Uganda	7,691,786	-
Yemen	100,000	-
Ahmed Bin Zayed Al Nahyan Charitable and Humanitarian Foundation	35,000,000	-
Chad	3,100,000	-
Egypt	1,375,000	-
India	4,500,000	-
Jordan	3,375,000	-
Mauritania	3,100,000	-
Morocco	2,000,000	-
Palestine	3,700,000	-
Sri Lanka	1,100,000	-
Sudan	2,000,000	-
Thailand	1,375,000	-
Uganda	5,500,000	-
Uzbekistan	2,500,000	-
Yemen	1,375,000	-
Sharjah Charity House	30,386,790	-
Bangladesh	3,378,295	-
Bosnia and Herzegovina	697,725	-
Cambodia	280,700	-
Egypt	811,040	-
Ethiopia	2,403,259	-
India	3,712,382	-
Indonesia	4,523,664	-
Iraq	354,750	-
Lebanon	971,160	-
Mauritania	3,600	-
Multi-country (Africa)	529,000	-
Multi-country (Asia)	2,765,036	-
Myanmar	734,523	-
Niger	91,875	-
Palestine	3,452,981	-
Somalia	2,718,534	-
South Africa	9,000	-
Sri Lanka	1,175,630	-
Syria	414,000	-
Tanzania	15,000	-
Uganda	9,000	-
Yemen	1,335,636	-
Zayed Bin Sultan Al Nahyan Charitable and Humanitarian Foundation	27,893,843	4,348,227
Afghanistan	1,081,699	1,081,699
Albania	55,095	-
Andorra	73,460	-

DONOR / COUNTRY	FOREIGN ASSISTANCE	ODA AED
Argentina	73,460	-
Australia	91,825	-
Austria	36,730	-
Bangladesh	91,825	-
Bolivia	73,460	-
Bosnia and Herzegovina	73,460	-
Botswana	55,095	-
Brazil	110,190	-
Burkina Faso	627,348	627,348
Canada	36,730	-
Chile	36,730	-
Czech Republic	36,730	-
Denmark	36,730	-
Ecuador	69,787	-
Egypt	761,887	-
Finland	36,730	-
France	128,555	-
Greece	55,095	-
Hungary	36,730	-
Italy	73,460	-
Jordan	29,384	-
Kazakhstan	36,730	-
Kenya	1,101,900	1,101,900
Kosovo	73,460	-
Lebanon	683,729	146,920
Malawi	55,095	-
Malaysia	91,825	-
Maldives	73,460	-
Mauritania	91,825	-
Mexico	91,825	-
Moldova	73,460	-
Mongolia	472,111	472,111
Montenegro	624,410	550,950
Multi-country (Asia)	17,911,476	-
Namibia	55,095	-
Nigeria	73,460	-
Pakistan	210,665	-
Paraguay	73,460	-
Peru	73,460	-
Portugal	128,555	-
Romania	73,460	-
Senegal	84,479	-
Serbia	73,460	-
Seychelles	55,095	-
Singapore	73,460	-
Slovakia	36,730	-
Slovenia	73,460	-

DONOR / COUNTRY	FOREIGN ASSISTANCE	ODA AED
South Africa	55,095	-
South Korea	55,095	-
South Sudan	36,730	-
Spain	128,555	-
Sri Lanka	73,460	-
Sudan	91,825	-
Suriname	69,787	-
Swaziland	55,095	-
Sweden	36,730	-
Tanzania	55,095	-
Thailand	55,095	-
Trinidad and Tobago	73,460	-
Turkey	91,825	-
Uganda	73,460	-
Uruguay	73,460	-
Venezuela	69,787	-
Viet Nam	73,460	-
Yemen	367,300	367,300
Zambia	55,095	-
Zimbabwe	55,095	-
The Big Heart Foundation	20,783,190	-
Egypt	3,620,439	-
Indonesia	999,751	-
Jordan	6,930,665	-
Lebanon	1,890,118	-
Palestine	5,505,717	-
Turkey	1,836,500	-
Mohamed Bin Zayed Species Conservation Fund	5,797,906	4,681,502
Albania	58,282	58,282
Algeria	12,845	12,845
Argentina	28,385	28,385
Armenia	34,470	34,470
Australia	121,352	-
Bahamas	45,875	-
Bolivia	44,238	44,238
Botswana	73,400	73,400
Brazil	320,545	320,545
Brunei	16,957	-
Cambodia	16,424	16,424
Cameroon	66,306	66,306
Chile	51,498	51,498
China	117,440	117,440
Colombia	25,805	25,805
Congo	25,690	25,690
Costa Rica	49,765	49,765
Cuba	174,711	174,711

DONOR / COUNTRY	FOREIGN ASSISTANCE	ODA AED
Dominica	27,102	27,102
Ecuador	195,782	195,782
Egypt	14,746	14,746
Ethiopia	36,864	36,864
Fiji	45,875	45,875
France	46,080	-
Ghana	87,552	87,552
Greece	91,498	-
Guinea Bissau	43,798	43,798
Haiti	36,700	36,700
Honduras	36,700	36,700
India	348,841	348,841
Indonesia	240,212	240,212
Iran	96,738	96,738
Italy	80,577	-
Jamaica	55,296	55,296
Japan	31,124	-
Kazakhstan	18,432	18,432
Kenya	83,531	83,531
Kyrgyzstan	39,418	39,418
Liberia	18,433	18,433
Madagascar	358,344	358,344
Malaysia	118,040	118,040
Mexico	224,277	224,277
Mongolia	46,080	46,080
Morocco	43,790	43,790
Myanmar	44,040	44,040
Namibia	22,811	22,811
Nepal	176,767	176,767
Netherlands	18,248	-
New Zealand	23,358	-
Nigeria	69,344	69,344
Pakistan	36,599	36,599
Panama	29,360	29,360
Paraguay	25,805	25,805
Peru	94,246	94,246
Portugal	62,045	-
Romania	47,812	-
Russian Federation	179,816	-
Samoa	73,726	73,726
Seychelles	36,497	36,497
Solomon Islands	58,982	58,982
South Africa	170,416	170,416
Spain	146,537	-
Sri Lanka	121,610	121,610
Tanzania	89,875	89,875
Timor-Leste	37,228	37,228

DONOR / COUNTRY	FOREIGN ASSISTANCE	ODA AED
Turkey	17,879	17,879
Uganda	127,933	127,933
Ukraine	14,747	14,747
United Kingdom	43,131	-
United States of America	161,994	-
Viet Nam	106,228	106,228
Zimbabwe	11,060	11,060
Noor Dubai Foundation	5,142,200	-
Ethiopia	4,407,600	-
Morocco	183,650	-
Niger	183,650	-
Pakistan	183,650	-
Sudan	183,650	-
Sultan Bin Khalifa Bin Zayed Al Nahyan Humanitarian and Scientific Foundation	1,815,000	-
Jordan	1,173,000	-
Morocco	32,000	-
Multi-country (Asia)	60,000	-
Yemen	550,000	-
UAE Water Aid Foundation	1,691,491	-
Yemen	1,691,491	-
Ewa'a Shelters for Women and Children	28,340	28,340
Multi-country (Global)	28,340	28,340
Grand Total	32,338,264,772	16,642,584,951

APPENDIX III

DAC LIST OF ODA RECIPIENTS; EFFECTIVE FOR REPORTING ON 2014, 2015 AND 2016 FLOWS

LEAST DEVELOPED COUNTRIES	OTHER LOW INCOME COUNTRIES (PER CAPITA GNI <= \$1 045 IN 2013)	LOWER-MIDDLE INCOME COUNTRIES AND TERRITORIES (PER CAPITA GNI \$1 046-\$4 125 IN 2013)	UPPER-MIDDLE INCOME COUNTRIES AND TERRITORIES (PER CAPITA GNI \$4 126-\$12 745 IN 2013)
Afghanistan	Democratic People's Republic of Korea	Armenia	Albania
Angola	Kenya	Bolivia	Algeria
Bangladesh	Tajikistan	Cabo Verde	Antigua and Barbuda**
Benin	Zimbabwe	Cameroon	Argentina
Bhutan		Congo	Azerbaijan
Burkina Faso		Côte d'Ivoire	Belarus
Burundi		Egypt	Belize
Cambodia		El Salvador	Bosnia and Herzegovina
Central African Republic		Georgia	Botswana
Chad		Ghana	Brazil
Comoros		Guatemala	Chile**
Democratic Republic of the Congo		Guyana	China (People's Republic of)
Djibouti		Honduras	Colombia
Equatorial Guinea*		India	Cook Islands
Eritrea		Indonesia	Costa Rica
Ethiopia		Kosovo	Cuba
Gambia		Kyrgyzstan	Dominica
Guinea		Micronesia	Dominican Republic
Guinea-Bissau		Moldova	Ecuador
Haiti		Mongolia	Fiji
Kiribati		Morocco	Former Yugoslav Republic of Macedonia
Lao People's Democratic Republic		Nicaragua	Gabon
Lesotho		Nigeria	Grenada
Liberia		Pakistan	Iran
Madagascar		Papua New Guinea	Iraq
Malawi		Paraguay	Jamaica
Mali		Philippines	Jordan
Mauritania		Samoa	Kazakhstan
Mozambique		Sri Lanka	Lebanon
Myanmar		Swaziland	Libya
Nepal		Syrian Arab Republic	Malaysia
Niger		Tokelau	Maldives
Rwanda		Ukraine	Marshall Islands

LEAST DEVELOPED COUNTRIES	OTHER LOW INCOME COUNTRIES (PER CAPITA GNI <= \$1 045 IN 2013)	LOWER-MIDDLE INCOME COUNTRIES AND TERRITORIES (PER CAPITA GNI \$1 046-\$4 125 IN 2013)	UPPER-MIDDLE INCOME COUNTRIES AND TERRITORIES (PER CAPITA GNI \$4 126-\$12 745 IN 2013)
Sao Tome and Principe		Uzbekistan	Mauritius
Senegal		Viet Nam	Mexico
Sierra Leone		Palestine	Montenegro
Solomon Islands			Montserrat
Somalia			Namibia
South Sudan			Nauru
Sudan			Niue
Tanzania			Palau
Timor-Leste			Panama
Togo			Peru
Tuvalu			Saint Helena
Uganda			Saint Lucia
Vanuatu*			Saint Vincent and the Grenadines
Yemen			Serbia
Zambia			Seychelles
			South Africa
			Suriname
			Thailand
			Tonga
			Tunisia
			Turkey
			Turkmenistan
			Uruguay**
			Venezuela
			Wallis and Futuna

* The United Nations General Assembly resolution 68/L.20 adopted on 4 December 2013 decided that Equatorial Guinea will graduate from the least developed country category three and a half years after the adoption of the resolution and that Vanuatu will graduate four years after the adoption of the resolution.

** Antigua and Barbuda, Chile and Uruguay exceeded the high income country threshold in 2012 and 2013. In accordance with the DAC rules for revision of this List, all three will graduate from the List in 2017 if they remain high income countries until 2016.



www.mofa.gov.ae