

UNITED ARAB EMIRATES
MINISTRY OF INTERNATIONAL
COOPERATION AND DEVELOPMENT



الإمارات العربية المتحدة
وزارة التنمية
والتعاون الدولي

UNITED ARAB EMIRATES FOREIGN AID 2014



United Arab Emirates Foreign Aid 2014
Published in Abu Dhabi by the
UAE Ministry of International Cooperation and Development (MICAD)
December 2015

ISBN No.: ISBN978-9948-460-29-9

Ministry of International Cooperation and Development (MICAD)
P.O.Box 110555, Abu Dhabi, UAE
Telephone: +971 2 65 44 444
Fax: +971 2 65 44 443
Email: info@micad.gov.ae
Website: micad.gov.ae



Printed on 100% environment-friendly paper



H.H. Sheikh Khalifa Bin Zayed Al Nahyan
President of the United Arab Emirates



H.H. Sheikh Mohammed Bin Rashid Al Maktoum
Vice President and Prime Minister of the UAE and Ruler of Dubai



H.H. Sheikh Mohammed Bin Zayed Al Nahyan
Crown Prince of Abu Dhabi and Deputy Supreme Commander
of the UAE Armed Forces

“The United Arab Emirates will continue with its cultural approach to dealing with the outside world; its call for truth; for justice for the oppressed; for building bridges of love, harmony and cooperation between different peoples in the world; and for all mankind to live in peace and prosperity.”

His Highness Sheikh Khalifa Bin Zayed Al Nahyan,
President of the United Arab Emirates



“Our aid has humanitarian objectives only; it is never governed by politics or limited by the geography, race, color or religion of the beneficiary. We provide humanitarian capital and are a major relief station for the poor; we do not hesitate to help and support the brother, the ill-fated friend or the needy wherever they are. This is our message to the world, and this is the United Arab Emirates.”

His Highness Sheikh Mohammed Bin Rashid Al Maktoum,
Vice President and Prime Minister of the UAE and Ruler of Dubai

“When formulating its approach to providing foreign aid, the United Arab Emirates has adopted its idea of sustainable development from the foundations set by the late Sheikh Zayed bin Sultan Al Nahyan, (may God have mercy on him); thus the vision upon which our nation has been built is being elevated to a global level. This approach towards human development has been central under the leadership of His Highness Sheikh Khalifa bin Zayed Al Nahyan, and it aims to improve the welfare of all mankind.”

His Highness Sheikh Mohammed Bin Zayed Al Nahyan,
Crown Prince of Abu Dhabi and Deputy Supreme Commander of the UAE Armed Forces



MESSAGE



His Highness Sheikh Mansour Bin Zayed Al Nahyan
Deputy Prime Minister and Minister of Presidential Affairs

Since the first year of the creation of the United Arab Emirates (UAE), His Highness Sheikh Zayed bin Sultan Al Nahyan, God rest his soul, gave his directives to create Abu Dhabi Fund for Development (ADFD) to provide support for countries in need. His Highness Sheikh Khalifa bin Zayed Al Nahyan, UAE president, and his brothers Their Highnesses members of the UAE Federal Supreme Council and Crown Princes, reaffirm that this approach has been maintained for 44 years and the momentum continues to build.

Throughout the last four decades, the UAE has provided generously in the form of assistance, grants and loans, contributed through the launch of hundreds of projects in dozens of countries. The projects cover various fields, including development, infrastructure, poverty alleviation, healthcare, response to natural disasters, refugees and internally displaced people IDPs, sustainability and job creation.

As a result of these efforts and heartfelt giving, the UAE has become a leader in the provision of humanitarian aid, as well as being provisionally ranked in first position for Official Development Assistance as a percentage of the Gross National Income (ODA/GNI), according to the Development Assistance Committee of the Organization of Economic Cooperation and Development (DAC/OECD).

This report illustrates, with absolute transparency, the volume of assistance and development projects funded by the UAE across the world. It also highlights the support that the UAE has given to the Arab people living in the countries affected by destructive warfare, forcing millions of people to flee their homes, thus becoming refugees and IDPs. It is our moral and humanitarian duty to sustain these displaced people during their time of need. The total humanitarian aid from the UAE to those affected in the Syria crisis reached AED 1.93 billion during the period 2012 – 2014.

The UAE views its humanitarian aid to other countries as a message, responsibility, and a duty, which motivates us to continue to provide, and increase our support, and building effective partnerships. This leadership role necessitates that the UAE will remain committed to implementing sustainable development programs, in addition to supporting the developing countries in achieving their Millennium Development Goals (MDGs).

I would like to express my deep appreciation for the great work done by the Ministry of International Cooperation and Development (MICAD), and for their efforts exerted in producing this report.

Mansour Bin Zayed Al Nahyan
Deputy Prime Minister and
Minister of Presidential Affairs

FOREWORD



Sheikha Lubna Bint Khalid Al Qasimi
Minister of International Co-operation and Development

I am proud to report that 2014 was another landmark year for the UAE in terms of foreign assistance. Not only was the country able to maintain its position as the largest donor in the world in terms of Official Development Assistance (ODA) as a percentage of Gross National Income (GNI), but we were also able to start moving UAE aid forward in a more integrated manner.

While the amount of aid that we give is important, it is not as important as how we provide it. With this in mind, one of MICAD's primary goals is to ensure that UAE foreign aid is channelled in the most impactful manner possible. In 2014, we launched various initiatives in a move to consolidate the impact of UAE foreign aid.

One such initiative was convening the UAE Humanitarian Committee, which aims to combine the collective expertise of UAE humanitarian responders in order to facilitate, oversee and coordinate the country's humanitarian aid. This Committee was formed by our cabinet in 2014 and reflects the UAE's commitment to adopt new working modalities to achieve its humanitarian goals. It also reflects an appreciation of the fact that the greatest contributions come through cooperation and collaboration.

Another major accomplishment for the UAE in 2014 was being named a participant member of the Organisation for Economic Co-operation and Development (OECD) Development Assistance Committee (DAC). As well as allowing the UAE to attend high-level and senior-level meetings as well as meetings of the DAC subsidiary bodies, this status gives the UAE a seat at the table in international development forums and global recognition as a world-class donor.

The year 2014 also saw the start of a major effort, supported by the highest level of government, to transform the UAE foreign aid system by formalizing the UAE Foreign Assistance policy and strategy. Through this policy and strategy, the UAE will strive to find innovative solutions to the increasingly complex task of bringing communities out of poverty and providing humanitarian relief.

This report details the top countries, sectors and Millennium Development Goals to have received UAE foreign assistance in 2014, with a breakdown of the activities of individual donor entities, as well as outlining some of the new initiatives and innovative ways in which the UAE provided aid in 2014. The report will also delve into detail on the individual UAE projects, including humanitarian assistance to the Syria crisis and development support to Egypt.

On this occasion, I would like to thank the UAE donor organizations for their hard work and congratulate them on the relief and support that they have provided for countless people around the world.

With heartfelt thanks,

Lubna Bint Khalid Al Qasimi
Minister of International Co-operation and Development

TABLE OF CONTENTS

MESSAGE	01
FOREWORD	02
LIST OF EXHIBITS	05
EXECUTIVE SUMMARY	10
SECTION 1: GEOGRAPHIC DISTRIBUTION OF UAE FOREIGN AID	11
Africa	14
Asia	18
Europe	22
Global	25
Egypt	27
Jordan	29
Morocco	31
Syria Crisis	33
Palestine	35
Pakistan	37
Afghanistan	39
Yemen	40
Somalia	41
Tunisia	42
Philippines	43
Iraq	44
SECTION 2: TOP SECTORS OF ASSISTANCE	45
Commodity Aid	47
Infrastructure Development	47
General Program Assistance	48
Humanitarian Aid and Emergency Relief	49
Agriculture	50
Other sectors supporting MDGS	51
SECTION 3: OFFICIAL DEVELOPMENT ASSISTANCE	53
UAE ODA in Numbers	55
Income-Level Groups	55
Distribution by Funding Type	57
UAE Multilateral Assistance	58
Commitments	59
SECTION 4: THE MILLENNIUM DEVELOPMENT GOALS (MDGS)	63
The Millennium Development Goals (MDGs)	65
SECTION 5: UAE DONORS	67
UAE Government	69
Abu Dhabi Fund for Development	71
Emirates Red Crescent	73
Khalifa Bin Zayed Al Nahyan Foundation	75
Dar Al Ber Society	77
Noor Dubai Foundation	79
Dubai Charity Association	81
Dubai Cares	83

Sharjah Charity Association	85
Ahmed Bin Zayed Al Nahyan Charitable and Humanitarian Foundation	87
Al Maktoum Foundation	89
Mohammed Bin Rashid Al Maktoum Humanitarian and Charity Establishment	91
International Humanitarian City	93
Al Rahma Charity Association	95
Sharjah Charity House	97
Zayed Bin Sultan Al Nahyan Charitable and Humanitarian Foundation	99
The Big Heart Foundation	101
Mohamed Bin Zayed Species Conservation Fund	103
Sultan Bin Khalifa Bin Zayed Al Nahyan Humanitarian and Scientific Foundation	105
Ewa'a Shelters for Women and Children	106
Private Sector and Individuals	107

SECTION 6: TRENDS OF UAE FOREIGN AID OVER THE PAST 5 YEARS	109
Overview of Aid 2010–2014	111
Total Disbursements	111
Official Development Assistance (ODA)	111
Categories	113
Sectors	113
Bilateral and Multilateral	114
Grants and Loans	114
Geographic Distribution	116
Continents and Regions	116
Countries	117
Income Level Groups	118
Response to Humanitarian Emergencies	119
Looking Forward	119

FEATURES

Feature 1: UAE Water Aid (Suqia)	21
Feature 2: The UAE becomes the first Participant Member in the OECD Development Assistance Committee (DAC)	61
Feature 3: Formation of the UAE Committee for the Coordination of Foreign Humanitarian Aid (CCHA)	80
Feature 4: The UAE's Growing Momentum for Renewable Energy: Afghanistan Solar Project	102
Feature 5: The Journey of UAE Foreign Aid	121

APPENDICES

Appendix I: UAE Foreign Aid in 2014, by Country and Sector	123
Appendix II: UAE Foreign Aid in 2014, by Donor and Country	133

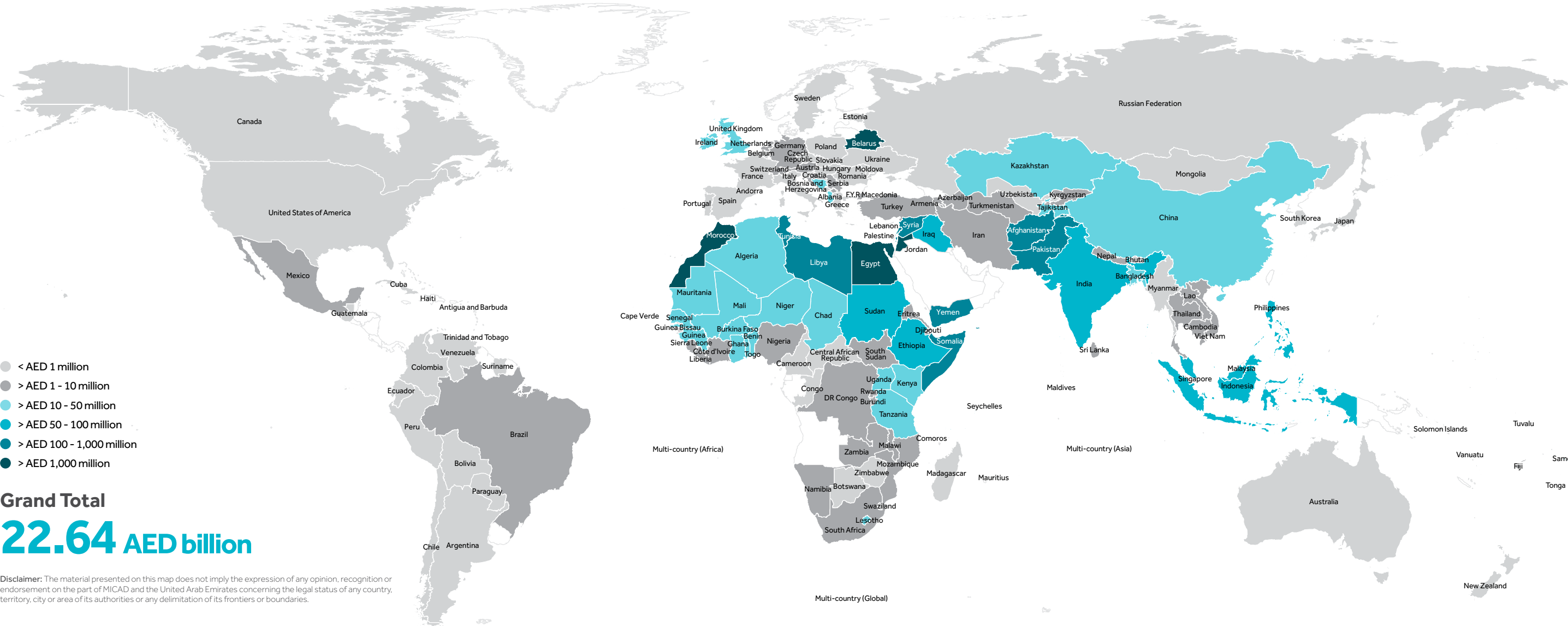
LIST OF EXHIBITS

SECTION 1: GEOGRAPHIC DISTRIBUTION OF UAE FOREIGN AID	09
EXHIBIT 1: UAE Assistance to Africa.....	14
EXHIBIT 2: UAE Assistance to Asia.....	18
EXHIBIT 3: UAE Assistance to Europe.....	22
EXHIBIT 4: UAE Assistance Globally.....	25
EXHIBIT 5: UAE Assistance to Egypt.....	28
EXHIBIT 6: UAE Assistance to Jordan.....	29
EXHIBIT 7: UAE Assistance to Morocco.....	32
EXHIBIT 8: UAE Assistance to Syria Crisis.....	34
EXHIBIT 9: UAE Assistance to Palestine.....	36
EXHIBIT 10: UAE Assistance to Pakistan.....	38
EXHIBIT 11: UAE Assistance to Afghanistan.....	39
EXHIBIT 12: UAE Assistance to Yemen.....	40
EXHIBIT 13: UAE Assistance to Somalia.....	41
EXHIBIT 14: UAE Assistance to Tunisia.....	42
EXHIBIT 15: UAE Assistance to Philippines.....	43
EXHIBIT 16: UAE Assistance to Iraq.....	44
 SECTION 2: TOP SECTORS OF ASSISTANCE	 45
EXHIBIT 17: Commodity Aid.....	47
EXHIBIT 18: Infrastructure Development.....	48
EXHIBIT 19: General Program Assistance.....	48
EXHIBIT 20: Humanitarian Aid and Emergency Relief.....	49
EXHIBIT 21: Agriculture.....	50
EXHIBIT 22: Other Sectors Supporting MDGS.....	51
 SECTION 3: OFFICIAL DEVELOPMENT ASSISTANCE	 53
EXHIBIT 23: UAE ODA by Income-level Group.....	56
EXHIBIT 24: UAE ODA by Funding Type and Income-level Group.....	57
EXHIBIT 25: UAE ODA by Funding Type and Recipient Country.....	57
EXHIBIT 26: UAE Bilateral and Multilateral ODA by Type of Assistance.....	58
EXHIBIT 27: Top Recipient Multilateral Organisations of UAE ODA.....	58
EXHIBIT 28: UAE ODA Commitments by Sector.....	59
EXHIBIT 29: UAE ODA Commitments by Country.....	59
 SECTION 4: THE MILLENNIUM DEVELOPMENT GOALS (MDGS)	 63
EXHIBIT 30: UAE contributions to the eight MDGs.....	65
 SECTION 5: UAE DONORS	 67
EXHIBIT 31: UAE Government Foreign Assistance.....	69
EXHIBIT 32: Abu Dhabi Fund for Development Foreign Assistance.....	71
EXHIBIT 33: Emirates Red Crescent Foreign Assistance.....	73
EXHIBIT 34: Khalifa Bin Zayed Al Nahyan Foundation Foreign Assistance.....	75
EXHIBIT 35: Dar Al Ber Society Foreign Assistance.....	77
EXHIBIT 36: Noor Dubai Foundation Foreign Assistance.....	79
EXHIBIT 37: Dubai Charity Association Foreign Assistance.....	81
EXHIBIT 38: Dubai Cares Foreign Assistance.....	83
EXHIBIT 39: Sharjah Charity Association Foreign Assistance.....	85
EXHIBIT 40: Ahmed Bin Zayed Al Nahyan Charitable and Humanitarian Foundation Foreign Assistance.....	87
EXHIBIT 41: Al Maktoum Foundation Foreign Assistance.....	89

EXHIBIT 42: Mohammed Bin Rashid Al Maktoum Humanitarian and Charity Establishment Foreign Assistance.....	91
EXHIBIT 43: International Humanitarian City Foreign Assistance.....	93
EXHIBIT 44: Al Rahma Charity Association Foreign Assistance.....	95
EXHIBIT 45: Sharjah Charity House Foreign Assistance.....	97
EXHIBIT 46: Zayed Bin Sultan Al Nahyan Charitable and Humanitarian Foundation Foreign Assistance.....	99
EXHIBIT 47: The Big Heart Foundation Foreign Assistance.....	101
EXHIBIT 48: Mohamed Bin Zayed Species Conservation Fund Foreign Assistance.....	103
EXHIBIT 49: Sultan Bin Khalifa Bin Zayed Al Nahyan Humanitarian and Scientific Foundation Foreign Assistance.....	105
EXHIBIT 50: Ewa'a Shelters for Women and Children Foreign Assistance.....	106
EXHIBIT 51: Private Sector and Individuals Foreign Assistance.....	107

SECTION 6: TRENDS OF UAE FOREIGN AID OVER THE PAST 5 YEARS	109
EXHIBIT 52: Total Disbursements of Foreign Aid.....	111
EXHIBIT 53: ODA Commitments.....	112
EXHIBIT 54: Top UAE Donors by Total Disbursements.....	112
EXHIBIT 55: Top Five Sectors.....	113
EXHIBIT 56: Bilateral and Multilateral Assistance by Year.....	114
EXHIBIT 57: Grants and Loans by Year.....	114
EXHIBIT 58: Grants and Loans by Income-Level Groups.....	115
EXHIBIT 59: Aid Distribution by Continents.....	116
EXHIBIT 60: Top Five Regions.....	117
EXHIBIT 61: Top Five Countries.....	117
EXHIBIT 62: Aid Distribution by Income-Level Groups.....	118
EXHIBIT 63: Top Five UAE response to Humanitarian Emergencies.....	119

UAE FOREIGN AID DISBURSEMENTS IN 2014




Grand Total
22.64 AED billion

Disclaimer: The material presented on this map does not imply the expression of any opinion, recognition or endorsement on the part of MICAD and the United Arab Emirates concerning the legal status of any country, territory, city or area of its authorities or any delimitation of its frontiers or boundaries.

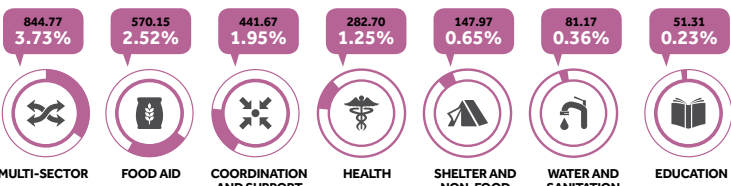
BY ASSISTANCE CATEGORY AND SECTOR

(in AED millions and as % of total, 2014)

Development
19,552.83
86.35%



Humanitarian
2,419.75
10.69%

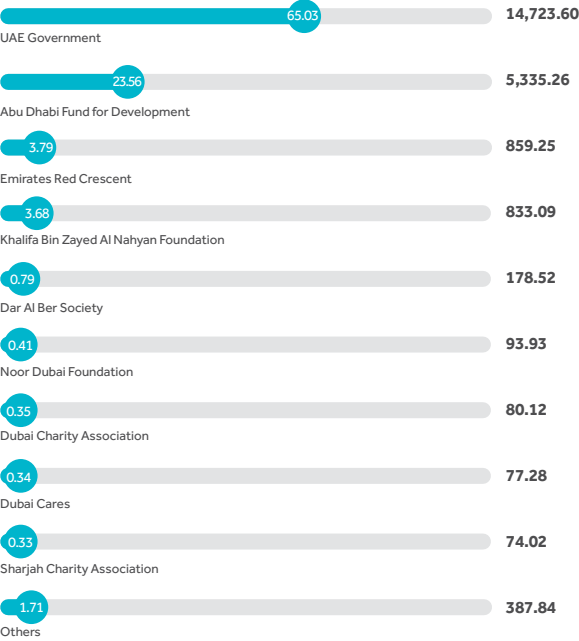


Charity
670.32
2.96%



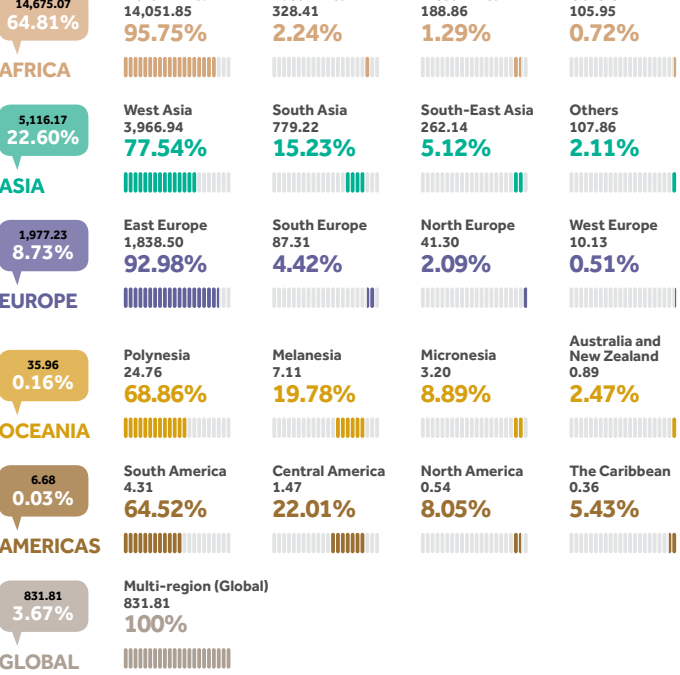
BY DONOR

(in AED millions and as % of total, 2014)



BY CONTINENT REGION

(in AED millions and as % of total, 2014)





Project of improving the efficiency of Sheikh Fatima bint Mubarak Language School, within the project of building 100 schools in 18 governorates in Egypt, as part of the UAE funded development projects.

(Source: UAE Coordination Office for Overseeing the Egyptian Affairs)

In 2014 the UAE spent

AED 22.64 billion

(US \$6.16 billion) on foreign aid, maintaining its position as the largest donor in the world in terms of ODA/GNI.

EXECUTIVE SUMMARY

In 2014 the UAE proved the endurance of its generosity, disbursing a total of AED 22.64 billion (US \$6.16 billion) as foreign aid through 39 donor entities, and maintaining its position as the largest donor in the world in terms of Official Development Assistance (ODA) as a proportion of Gross National Income (GNI).

Of the 150 countries that received foreign assistance from the UAE in 2014, 114 countries are eligible to receive ODA, including 44 least developed countries (LDCs). The majority, 86.4 per cent, of UAE funds were disbursed to development projects while 10.7 per cent were disbursed as humanitarian aid and 2.9 per cent was disbursed as charitable assistance. In addition to this, UAE donors committed a further AED 10.88 billion (US \$2.96 billion) in support of future development projects.

ODA/GNI: The United Nations General Assembly passed a resolution urging developed countries to contribute at least 0.7 per cent of their gross national income as ODA to developing countries. In 2014, the UAE surpassed this target for the second year in a row, reaching an estimated 1.26 per cent of ODA/GNI, as AED 19.08 billion (US \$5.19 billion), or 84.3 per cent of the country's foreign aid has been recorded as ODA.

Bilateral and Multilateral: In 2014, 95.6 per cent or AED 21.65 billion (US \$5.89 billion) of total UAE foreign aid was disbursed as bilateral assistance, while 4.4 per cent or AED 1.00 billion (US \$269.9 million) was disbursed through multilateral channels.

Grants and Loans: More than 90.0 per cent or AED 20.40 billion (US \$5.55 billion) of total UAE disbursements in 2014 were given as grants, while the remaining AED 2.25 billion (US \$611.8 million) disbursements were provided as concessional loans.

Sectors: In 2014, UAE donor entities supported projects in 19 different sectors. The largest sector of UAE activity was commodity aid, receiving AED 6.91 billion (US \$1.88 billion) or 30.5 per cent of total UAE aid. The second most funded sector was infrastructure development, which received AED 3.76 billion (US \$1.02 billion) or 16.6 per cent of total disbursements.

Income-level Groups: In 2014, 66.2 per cent or AED 14.98 billion (US \$4.08 billion) of UAE foreign aid supported lower middle-income countries, while AED 1.17 billion (US \$318.8 million) or 5.2 per cent of total funds supported 44 least developed countries (LDCs).

Geographical Distribution: Africa received AED 14.68 billion (US \$4.00 billion) or 64.8 per cent of total disbursements. Asia received 22.6 per cent or AED 5.12 billion (US \$1.39 billion) of aid disbursed in 2014.

Donors: The UAE Government, which is comprised of both federal and local government entities, was the largest UAE donor in 2014, comprising 65.0 per cent of total UAE assistance or AED 14.72 billion (US \$4.01 billion).

Funding Sources: UAE foreign aid donors receive their funding from either official or private sources or, in some cases, from a combination of both. In 2014, 95.0 per cent or AED 21.51 billion (US \$5.86 billion) of total UAE foreign aid came from official sources, while 5.0 per cent or AED 1.13 billion (US \$307.1 million) came from private sources.

Commitments: In 2014, the UAE committed AED 10.88 billion (US \$2.96 billion) in grants and loans to be disbursed beyond 2014. Of the commitments made in 2014, 70.2 per cent or AED 7.64 billion (US \$2.08 billion) were allocated to support ODA-eligible countries.

SECTION 1

Geographic Distribution of UAE Foreign Aid

This section provides information on the geographic distribution of UAE foreign aid in 2014 by region, highlighting the countries that received the largest proportion of UAE foreign aid.



The following countries were among the top recipients of UAE foreign aid in 2014:

Egypt, Jordan, Morocco, Palestine, Pakistan, Afghanistan, Yemen, Somalia, Tunisia, Philippines and Iraq.



Dubai Cares' programs support educational initiatives as a way out of poverty.
(Source: Dubai Cares)



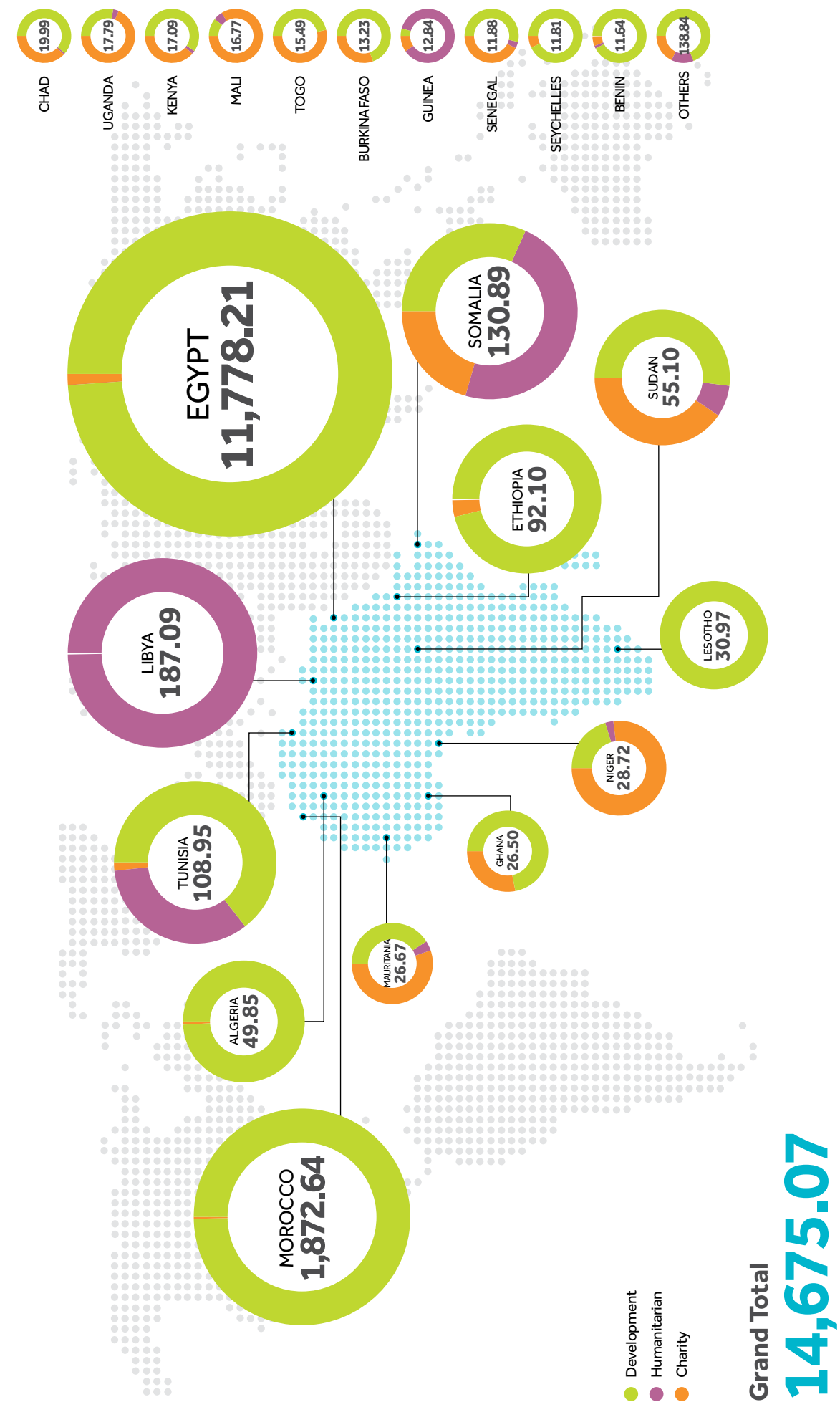
Constructing 50,000 housing units in 18 Governorates in Egypt.
(Source: The Coordination Office of UAE-funded Development Projects in Egypt)

Africa was the continent to receive the largest portion of UAE Foreign Aid in 2014, AED 14.68 billion (US \$4.00 billion). Within Africa, North Africa was the largest regional recipient. Egypt, Morocco, Libya, Tunisia, Sudan and Algeria were the top recipient countries, with the large sums given to Egypt and Morocco accounting for the bulk of assistance to the region. East Africa came a distant second in terms of African regions, with Somalia, Ethiopia, Uganda and Kenya as top recipient countries. West Africa was the third largest region in Africa to receive UAE foreign aid, with Niger, Mauritania and Ghana as top recipient countries. The dominance of aid to North Africa came from the significant amounts of aid disbursed to Egypt and Morocco.

EXHIBIT 1 BY ASSISTANCE CATEGORY AND COUNTRY

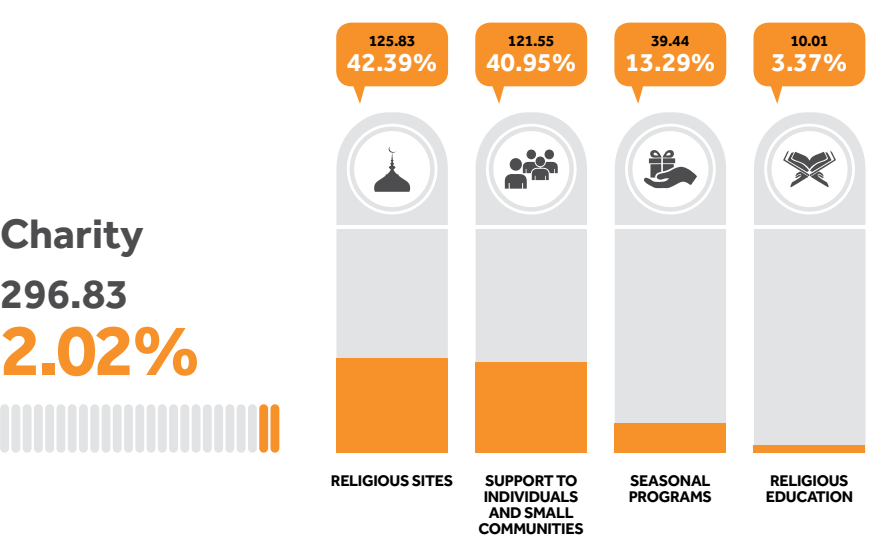
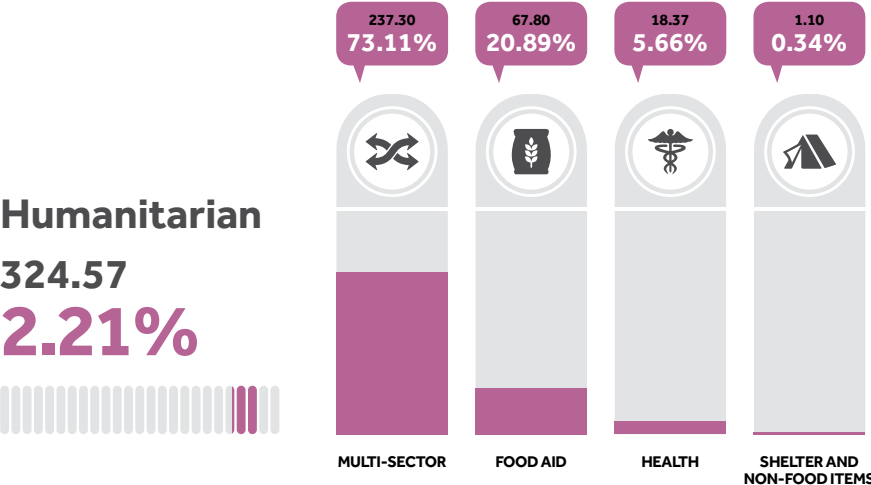
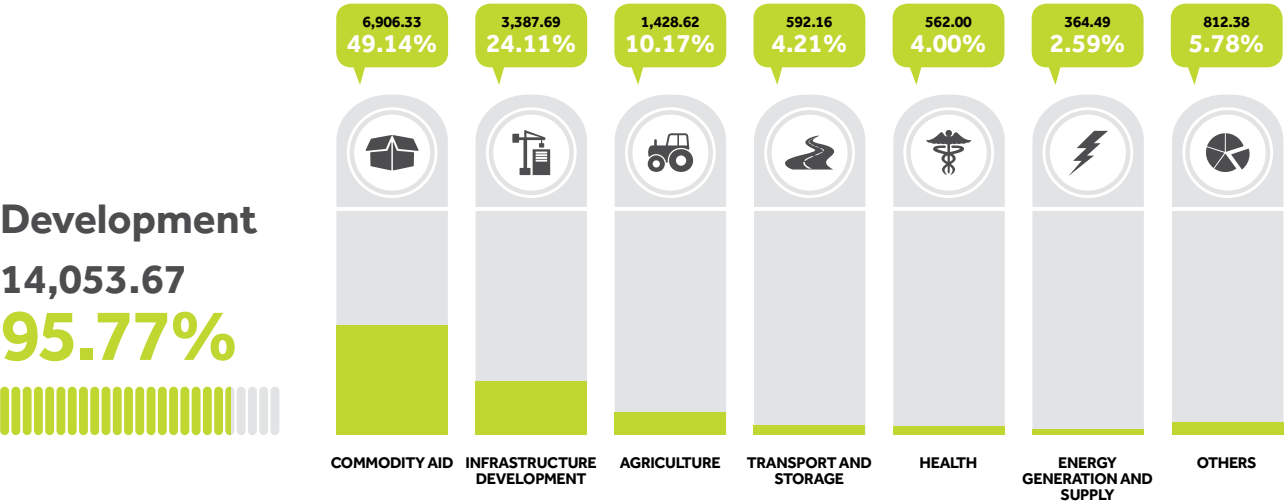
(in AED millions and as % of total, 2014)

AFRICA



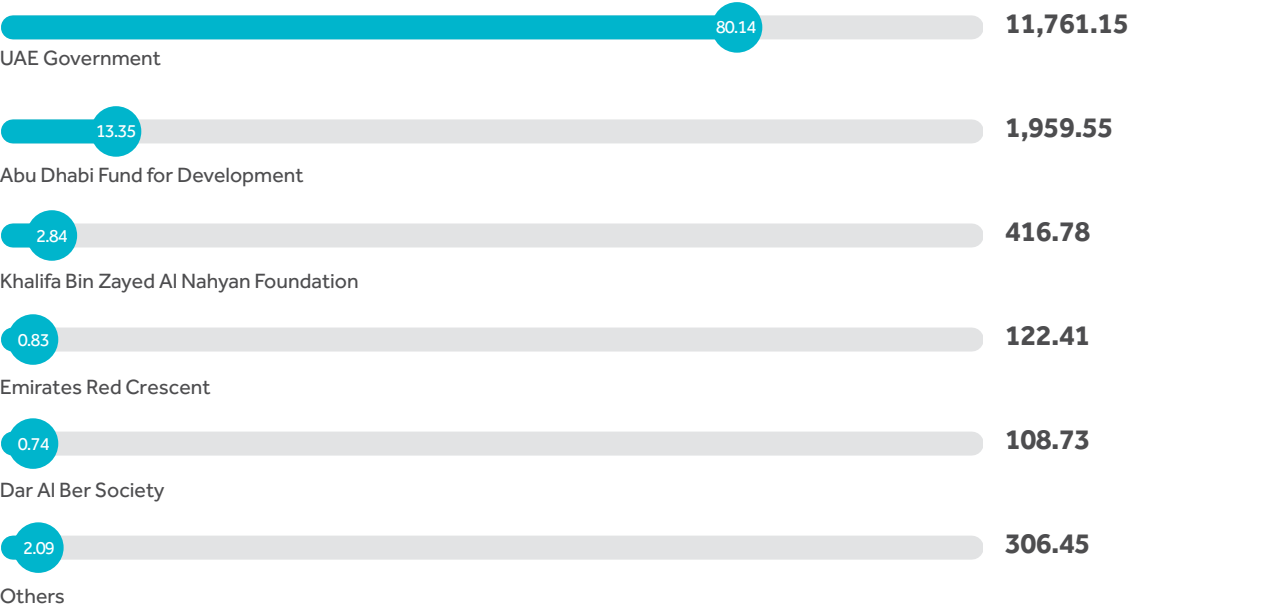
BY ASSISTANCE CATEGORY AND SECTOR

(In AED millions and as % of total, 2014)



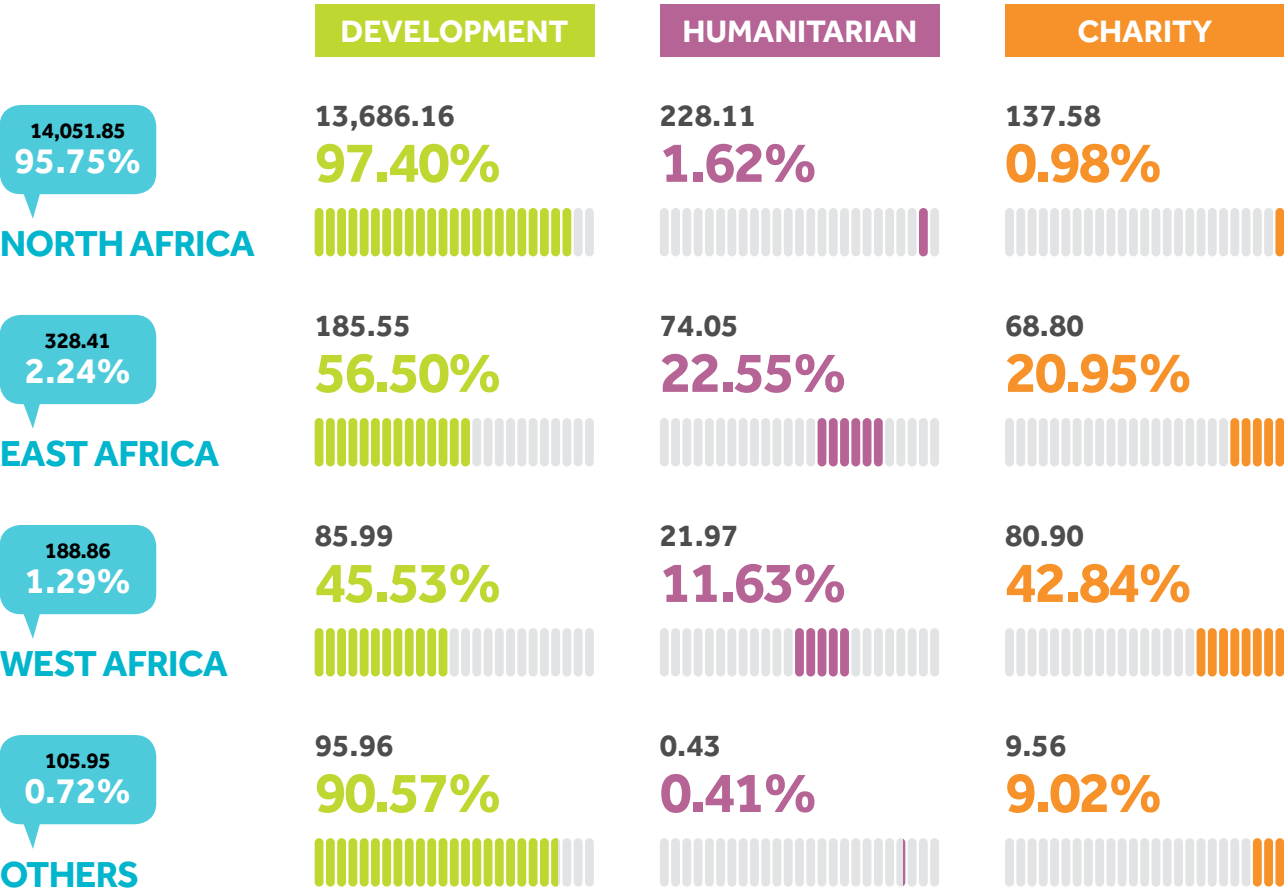
BY DONOR

(in AED millions and as % of total, 2014)



BY ASSISTANCE CATEGORY AND REGION

(in AED millions and as % of total, 2014)





The United Nations Relief and Works Agency (UNRWA) distributed food parcels to Palestinian refugees in Syria supported by UAE.
(Source: The United Nations Relief and Works Agency (UNRWA))

Asia was the continent to receive the second largest allocation of UAE foreign aid in 2014, receiving AED 5.12 billion (US \$1.39 billion).

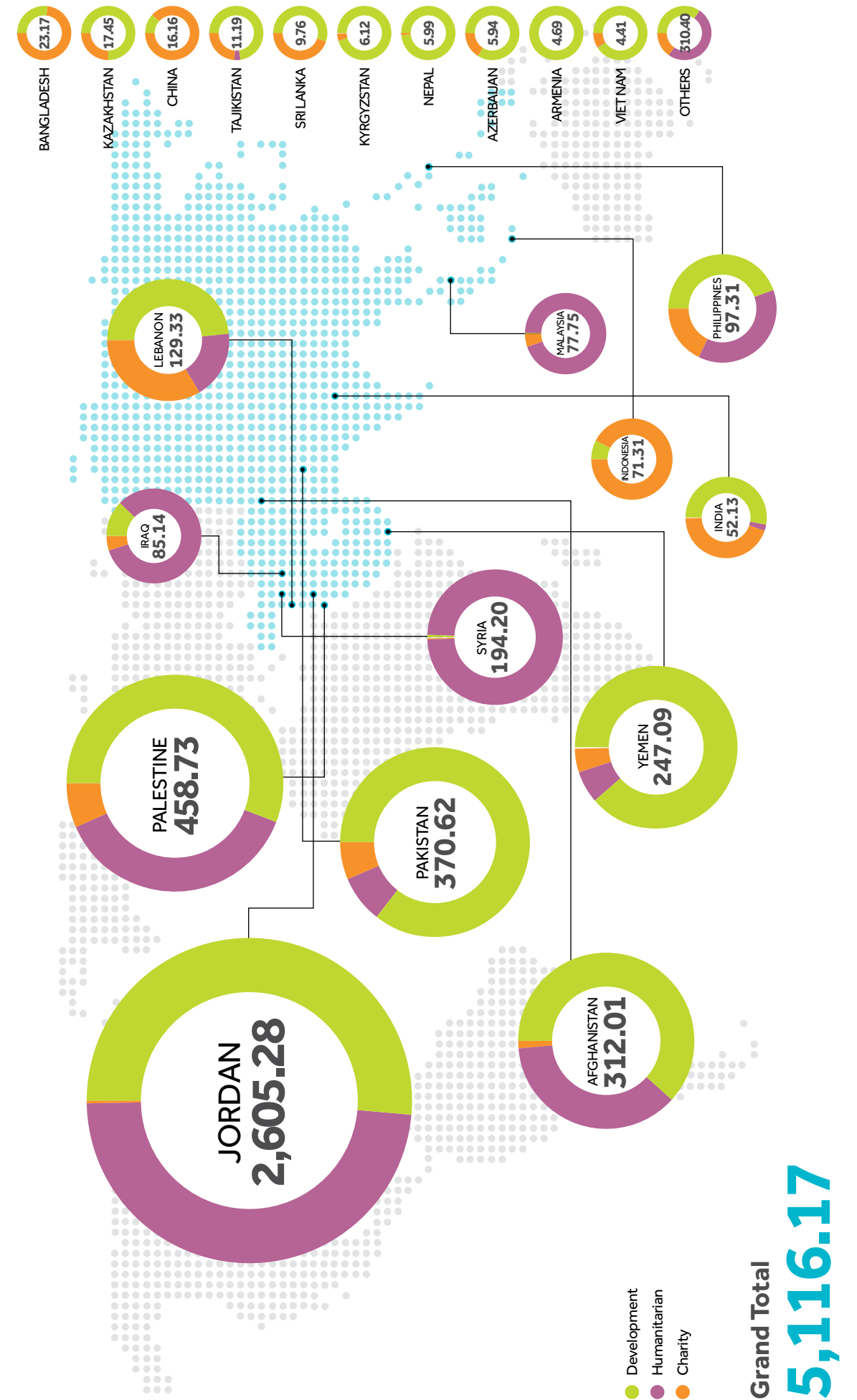
Within Asia, West Asia was the largest regional recipient, with Jordan, Palestine, Yemen and Syria as top beneficiary countries, which included the significant humanitarian assistance provided to Jordan for Syrian refugees. South Asia was the second largest regional recipient of UAE aid to Asia, with funding for Pakistan, Afghanistan, India, Bangladesh and Sri Lanka. The third-largest regional recipient in Asia was Southeast Asia; top country recipients were the Philippines, Malaysia and Indonesia.

EXHIBIT 2

BY ASSISTANCE CATEGORY AND COUNTRY

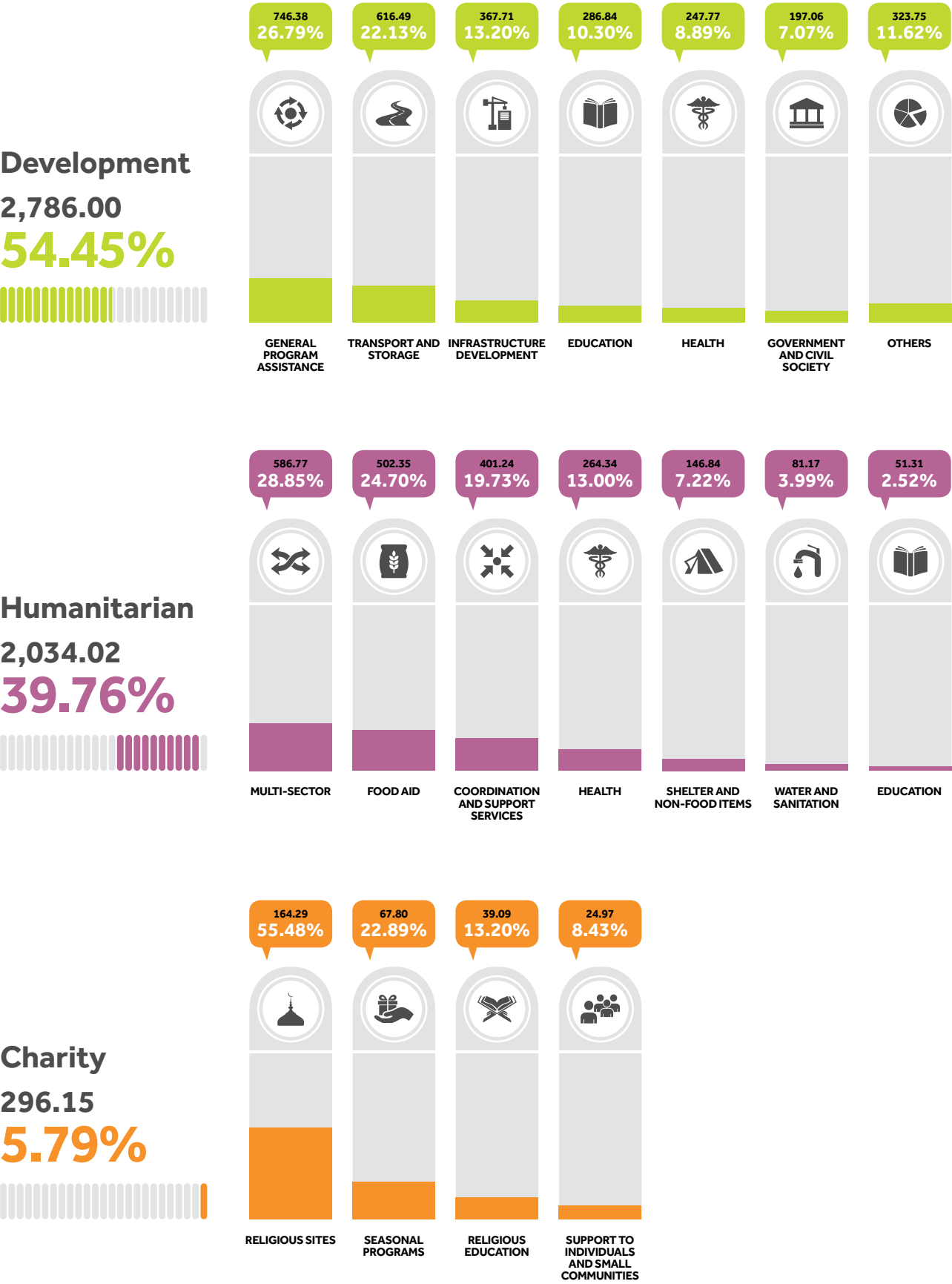
(in AED millions and as % of total, 2014)

ASIA



BY ASSISTANCE CATEGORY AND SECTOR

(In AED millions and as % of total, 2014)



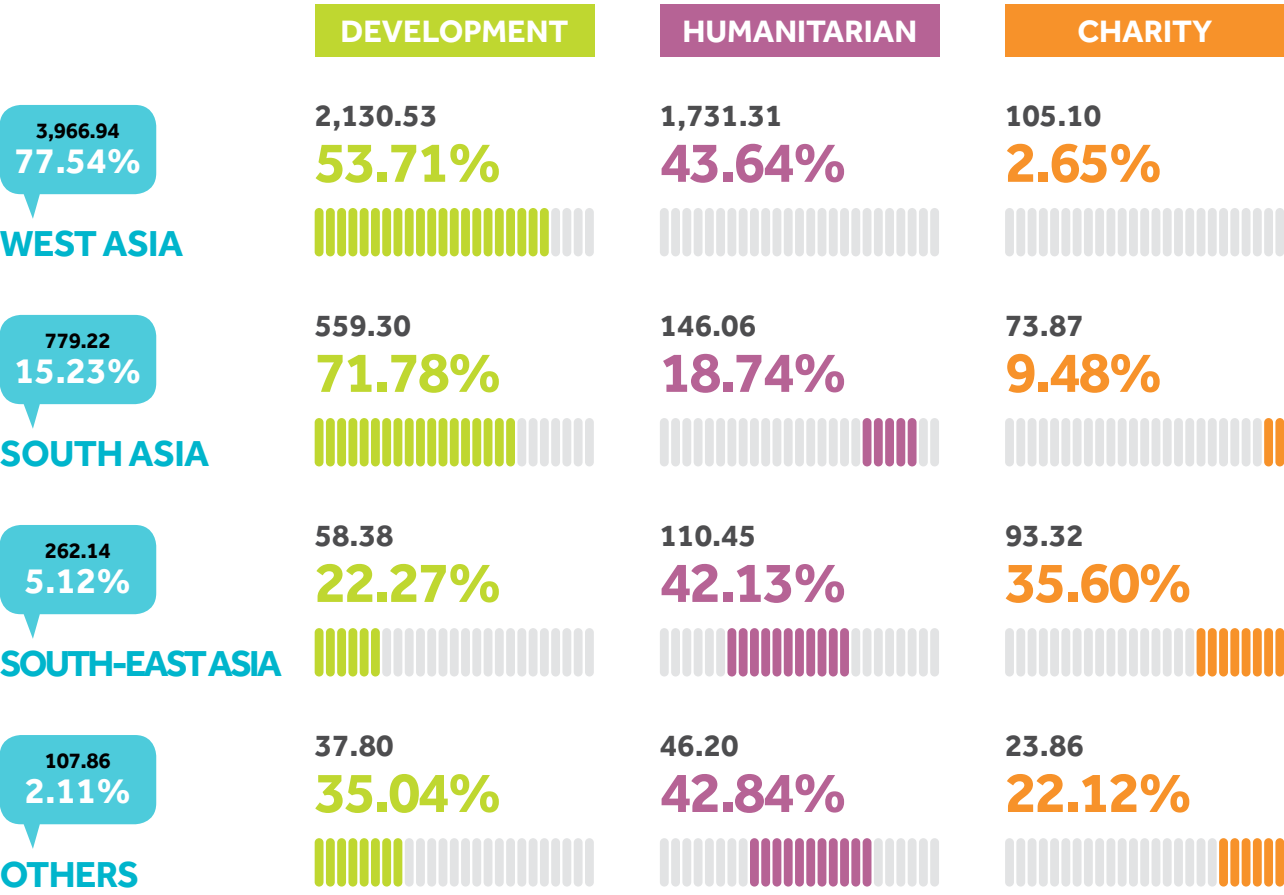
BY DONOR

(in AED millions and as % of total, 2014)



BY ASSISTANCE CATEGORY AND REGION

(in AED millions and as % of total, 2014)



FEATURE 1

UAE Water Aid (Suqia)



Drilling wells in some villages in Afghanistan within the UAE Water Aid initiative.
(Source: Emirates Red Crescent)

In 2014 His Highness Sheikh Mohammed bin Rashid Al Maktoum, Vice-President and Prime Minister of the UAE and Ruler of Dubai, launched the 'UAE Suqia' initiative to provide clean water to five million people worldwide. The initiative will be implemented through digging wells, as well as providing water pumps and water purification equipment around the world. The initiative consists of a fundraising campaign, to be held during the Holy Month of Ramadan and the formation of a water aid foundation. The UAE Suqia Campaign aims to provide clean water to five million people worldwide in cooperation with the UAE Emirates Red Crescent (ERC) and other charity organizations nationwide, as well as private sector and media.

THE FOUNDATION

Sheikh Mohammed also announced plans to form the UAE Water Aid (Suqia) Foundation for later in 2015. Managed by Dubai Electricity & Water Authority (DEWA), UAE Water Aid is slated to be a non-profit organisation with goals to provide access to clean water to people in need across the world. To achieve this target, the Foundation will support global communities by providing effective pure water solutions, and promote R&D in solar energy-powered desalination, purification and management of water. In addition, the Foundation will form global partnerships and commit to investments in projects and technologies to support its prime goal of providing water to all those in

need. The foundation will focus on water sustainability and innovation research, and a US\$1m (Dh3.6m) award to find sustainable and innovative solutions for water purification using solar energy.

RECIPIENT COUNTRIES

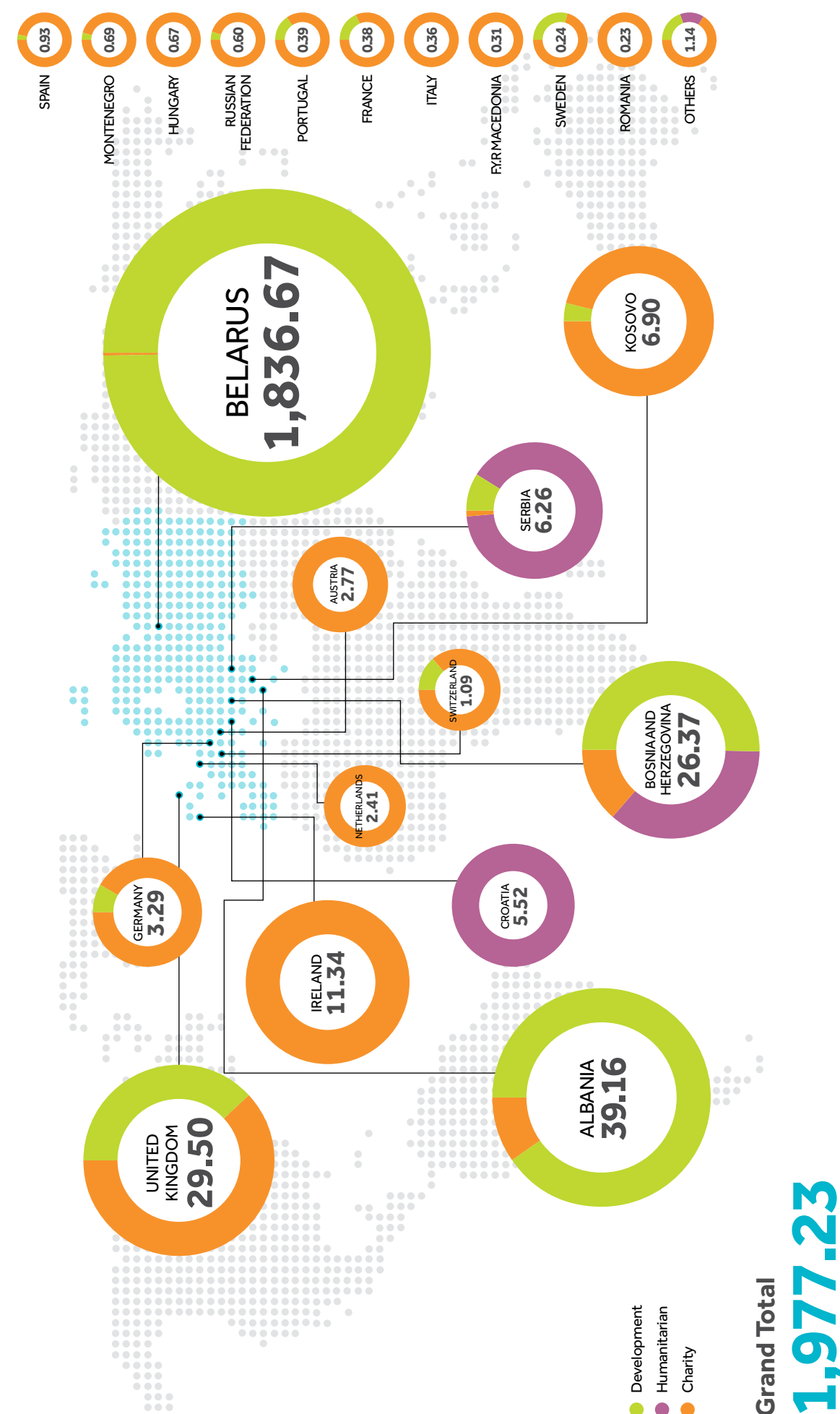
Afghanistan was one of the first countries to benefit from the project. Seventy-three wells have been drilled, providing aid 15,960 people in areas that have the most difficulty accessing water. In the province of Erbil, in Iraqi Kurdistan, ERC drilled four boreholes to help 150,000 people, with work on a fifth under way. The water will be pumped to reservoirs with a capacity of 120,000 cubic meters to serve the province. In Tanzania, the ERC drilled 20 wells to provide fresh water to 40,000 people in about 27 villages in the region of Loliondo. The organization also drilled 50 wells in six states in Ghana, benefiting 50,000 in areas with severe drought, while in India 30 wells were drilled in four states for the benefit of 12,000 people.

The UAE Water Aid Foundation distributed half a million bottles of clean drinking water to people in Palestine. Following the escalation in violence over the summer in the Gaza strip, Sheikh Mohammed bin Rashid, instructed the organization to focus on Gaza and provide clean drinking water. Daily flights were dispersed to Amman with onward transmission to Gaza, carrying 150 tons of aid.

EXHIBIT 3

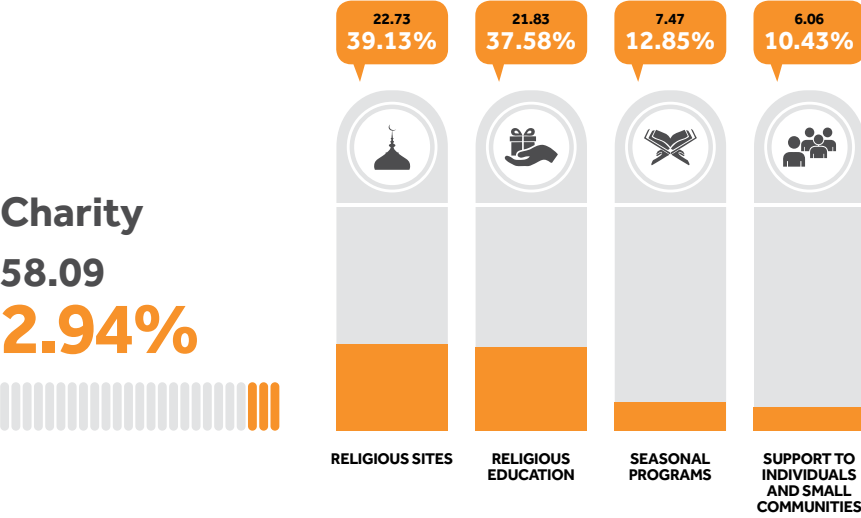
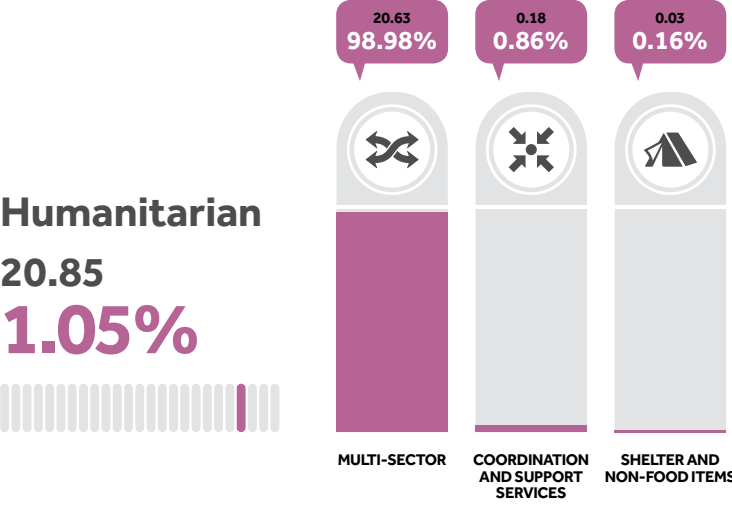
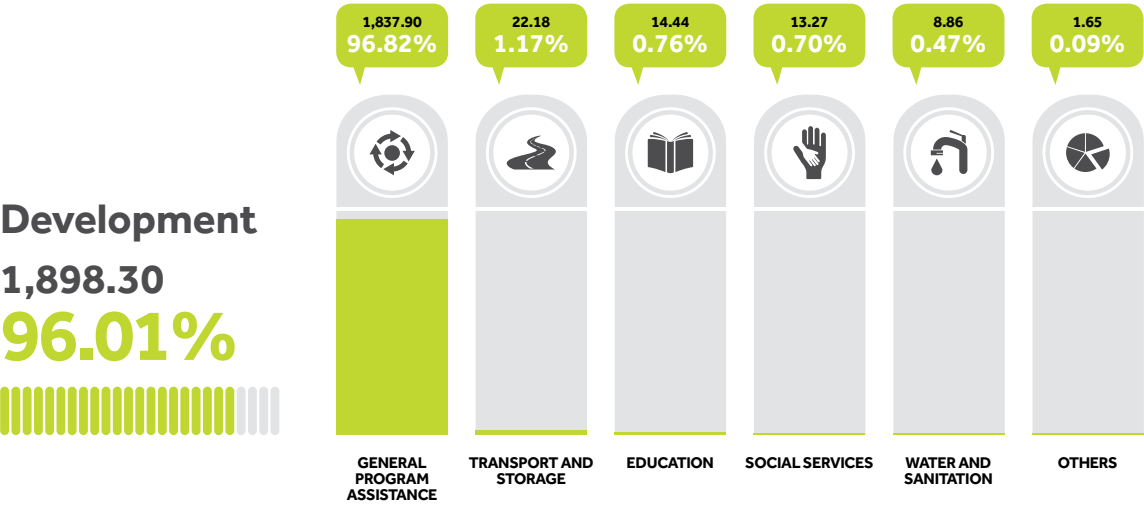
BY ASSISTANCE CATEGORY AND COUNTRY

(in AED millions and as % of total, 2014)



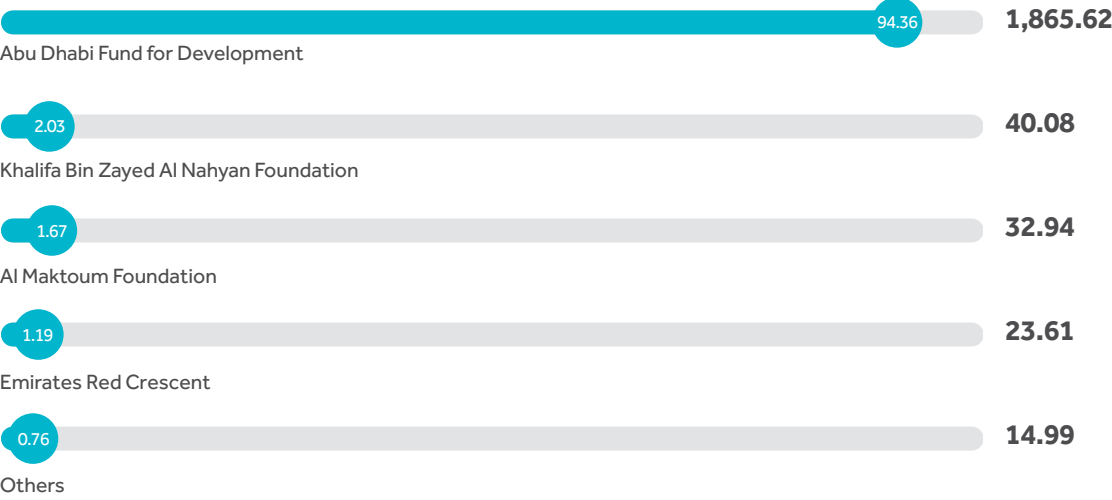
BY ASSISTANCE CATEGORY AND SECTOR

(In AED millions and as % of total, 2014)



BY DONOR

(in AED millions and as % of total, 2014)



BY ASSISTANCE CATEGORY AND REGION

(in AED millions and as % of total, 2014)

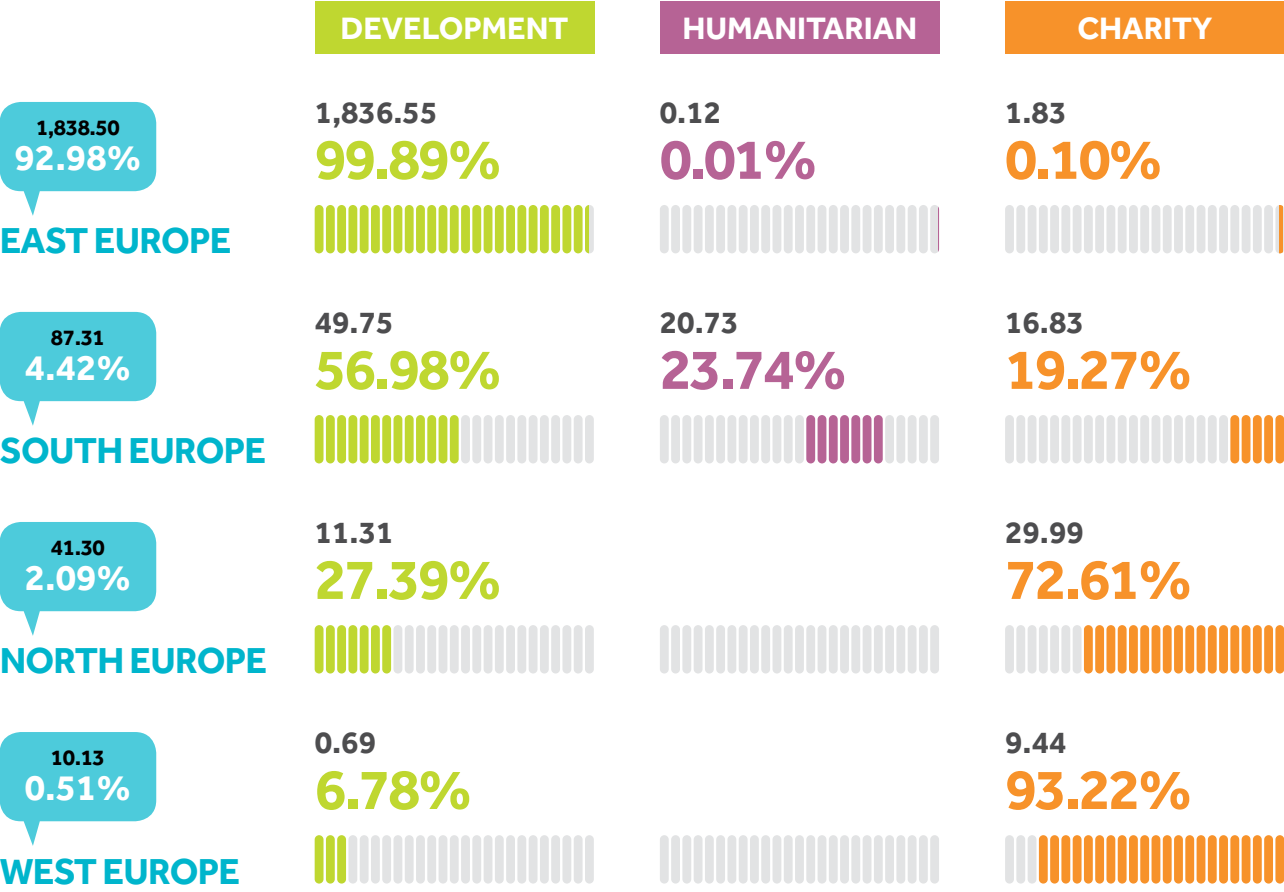


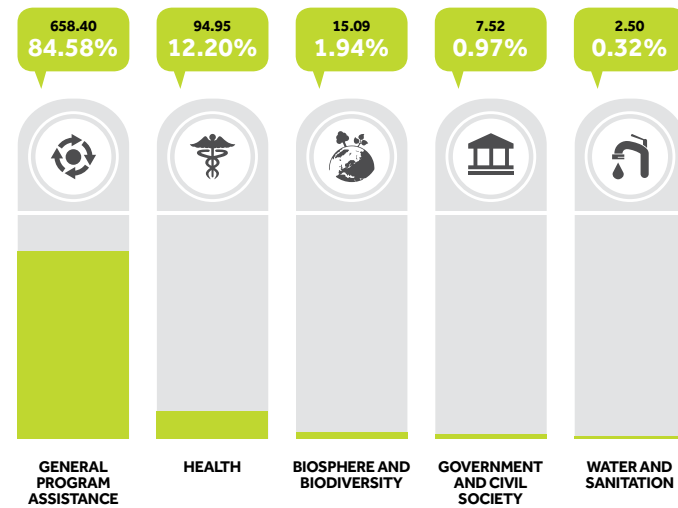
EXHIBIT 4 BY ASSISTANCE CATEGORY AND SECTOR

(in AED millions and as % of total, 2014)

Development

778.46

93.59%



Humanitarian

40.24

4.84%



Charity


13.10

1.58%



BY DONOR

(in AED millions and as % of total, 2014)



Distributing food aid, via WFP, for Syrian refugees in Jordan.
(Source: World Food Program)

EGYPT

In 2014, for the second year in a row, Egypt was the largest single recipient of UAE foreign aid. A total of 12 UAE donor organizations provided AED 11.78 billion (US \$3.21 billion) in support of 66 projects in Egypt, accounting for 52.0 per cent of total UAE foreign aid in 2014.

UAE Assistance to Egypt (2014)

11,778.21 AED million

In 2014, for the second consecutive year, Egypt was the top recipient country for UAE foreign aid, with 52 percent of the total or AED 11.78 billion (US \$3.21 billion), through 12 UAE donors for the implementation of 66 development projects.

As in 2013, the UAE Government funded the largest single project to Egypt in 2014; to provide financial assistance to cover Egypt's petroleum needs from January to March. Designed to help ensure that the nation is able to maintain its economy, industry, trade and transportation.

Additional projects supported by the UAE Government included the construction of 50,000 housing units with infrastructure, 25 metallic wheat silos with a total capacity of 1.5 million tons, 479 security barriers for railway crossings, 100 schools and 78 clinics. The UAE Government also provided power supply to 70 villages and 159 power distribution stations, as well as completing sanitation infrastructure networks for 151 villages and providing 600 public transport passenger buses and 100,000 cattle.

ADFD projects included the construction of the Banha electrical power station, refurbishment of 8,000

residential units in the Naser complex, the New Valley Project, also known as the Al Dahra agricultural Co-Toshka, which consists of building a system of canals to carry water from Lake Nasser to irrigate the western desert of Egypt, and the Sheikh Zayed canal. The Banha electric power station is a multi-year project that began in 2011, and is designed to reinforce the Egyptian economy through the production of 750 megawatts of electricity to help to meet the increasing demand on electricity and the expected rise in power load in the Middle Delta region.

Of the total funds disbursed to Egypt, commodity aid was the largest sector, based on the financial assistance to cover Egypt's petroleum needs, to the amount of AED 6.90 billion (US \$1.88 billion). The second largest sector was infrastructure development, based on the construction of 50,000 new housing units, AED 2.56 billion (US \$696.4 million). The third largest sector was AED 1.41 billion (US \$384.8 million) spent in the agriculture sector for wheat silos, the purchase of 100,000 head of cattle, and the New Valley Project. The entirety of UAE foreign aid to Egypt was implemented bilaterally.

Egypt has the largest population in North Africa, at 84.6 million people, and is the third largest on the African continent, behind Nigeria and Ethiopia. It is predicted that Egypt's population will grow by a further 12 million over the next ten years, leading Egypt's cities to expand by an extra 700,000 every year until 2020.

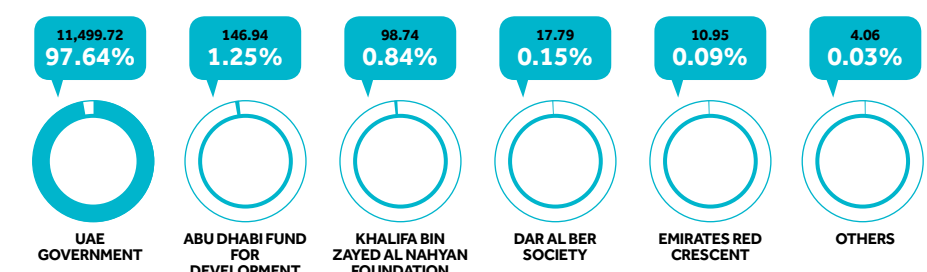
Over the past decade, the number of households has risen by 33 per cent, while the average household size has fallen from an estimated 5.3 people per household in 1990 to 4.2 in 2012. A total of 95 per cent of Egypt's population lives in less than four per cent of Egypt's total land areas, namely in the Nile Valley and Delta. Most of the population is under 15 years of age and more than one half is under the age of 25. These demographics suggest a positive long-term growth dynamic, but a strain on social services, in particular the education system, labour market and social services.



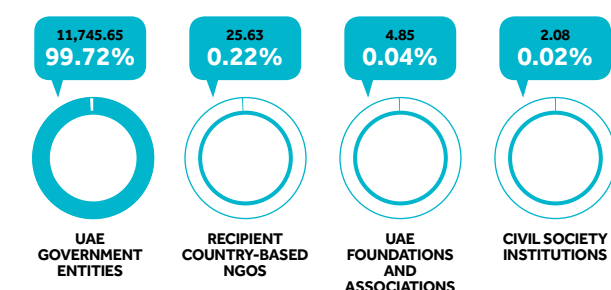
EXHIBIT 5 BY DONOR, CHANNELS OF DELIVERY AND SECTOR

(in AED millions and as % of total, 2014)


By Donors



By Channels of Delivery



By Sectors



JORDAN

While Jordan received a substantial portion of humanitarian assistance as support for the Syrian refugees, as described in the Syria Crisis section, they were also a large recipient country for development aid and charity programs, receiving AED 1.35 billion (US \$367.0 million), or 6.4 per cent of total UAE aid, for development and charity programs.

The largest single project, by the UAE Government via the Abu Dhabi Department of Finance, was budget support provided to the government of Jordan, disbursed as a deposit transfer to the Central Bank. ADFD was the second largest donor, supporting 11 projects, including: road expansions, a storage complex for petroleum derivatives, as well as the construction of hospitals, schools

and dams. ADFD also provided for renewable energy and wildlife conservation projects.

All of Jordan's aid was disbursed via bilateral channels. Directly implemented projects received the overwhelming majority of the aid, while contributions to national NGOs and civil society institutions received a small portion.

UAE Assistance to Jordan (2014)

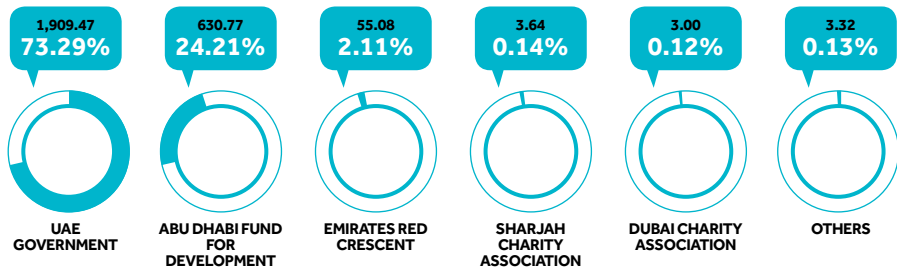
2,605.28 AED million

EXHIBIT 6


BY DONOR, CHANNELS OF DELIVERY AND SECTOR

(in AED millions and as % of total, 2014)

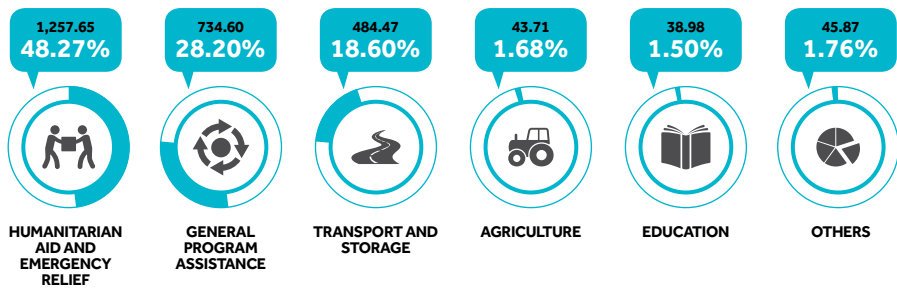
By Donors



By Channels of Delivery



By Sectors



Distributing food aid, via WFP, for Syrian refugees in Zaatari camp in Jordan.
(Source: World Food Program)

MOROCCO

Morocco was another significant beneficiary of UAE foreign aid in 2014, receiving 8.3 per cent of total UAE aid, or AED 1.87 billion (US \$509.8 million).



Building the Sheikh Khalifa Bin Zayed Al Nahyan hospital in Morocco, funded by Khalifa Bin Zayed Al Nahyan Foundation.
(Source: Khalifa Bin Zayed Al Nahyan Foundation)

UAE Assistance to Morocco (2014)

1,872.64 AED million

The Abu Dhabi Fund for Development (ADFD) was the largest donor to Morocco this year, providing AED 1.63 billion (US \$444.0 million) for 28 projects across the country. ADFD provided housing units in a number of cities, including: Marrakesh, Tangier, Tetoun, Meknes, Casablanca and Fez Pullman. ADFD also developed and rehabilitated the Casablanca port and railway station and built a high-speed train from Tangier to Casablanca.

The Khalifa Bin Zayed Al Nahyan Foundation was the second largest donor, conducting two major health

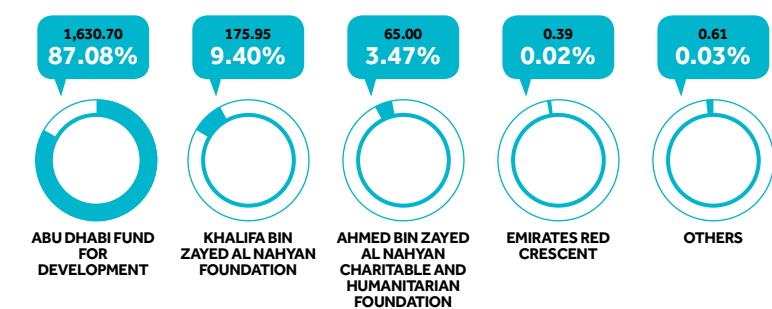
sector projects for AED 175.9 million (US \$47.9 million). The largest was the construction of the Sheikh Khalifa bin Zayed Al Nahyan Hospital in Casablanca, which specializes in emergencies and coronary heart disease. The other project funded a mobile medical unit in the north. Ahmed Bin Zayed Al Nahyan Charitable and Humanitarian Foundation was the third largest donor, providing AED 65.0 million (US \$17.7 million) for the medical equipment for the aforementioned hospital.

All of Morocco's aid was disbursed via bilateral channels, with directly implemented projects receiving the overwhelming majority of the aid and contributions to national NGOs and civil society institutions receiving a small portion. The vast majority of assistance to Morocco was development assistance, while charity assistance funded a number of Ramadan programs and Haj pilgrims. Morocco received no humanitarian assistance from the UAE in 2014.

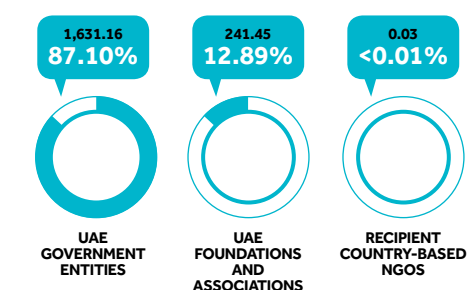
EXHIBIT 7 BY DONOR, CHANNELS OF DELIVERY AND SECTOR

(in AED millions and as % of total, 2014)


By Donors



By Channels of Delivery



By Sectors



Asilah Housing projects in Morocco, funded by Abu Dhabi Fund for Development (ADFD). A team from Ministry of International Cooperation and Development has evaluated the impact of the project.
(Source: Ministry of International Cooperation and Development)

SYRIA CRISIS

The situation in Syria continues to constitute the most serious crisis in the Middle East and, arguably, the world, with a significant increase of the total number of refugees fleeing the crisis.



UAE Assistance to Syrian (2014)

1,475.07 AEDmillion

In 2014, the UAE provided AED 1.55 billion (US \$422.3 million) in humanitarian funding for IDPs inside Syria, as well as for Syrian refugees in neighboring countries.

UAE donor entities spent AED 249.0 million (US \$67.8 million) on humanitarian projects inside Syria, constituting 16.1 per cent of UAE aid for the Syria crisis, while projects supporting Syrian refugees in neighbouring countries received a total of AED 1.30 billion (US \$354.5 million). The largest project within Syria was a contribution from the UAE Government of AED 57.3 million (US \$15.6 million) to the Syria Recovery Trust, which provides basic lifesaving supplies such as water, energy, medical care and a secure supply of food. ADFD provided

food assistance to Syrian Internally Displaced Persons (IDPs), as well as to UNRWA for Palestinian refugees residing in Syria. In addition to this, ADFD funded a project that supports nutrition for children less than five years of age and pregnant and lactating women inside Syria.

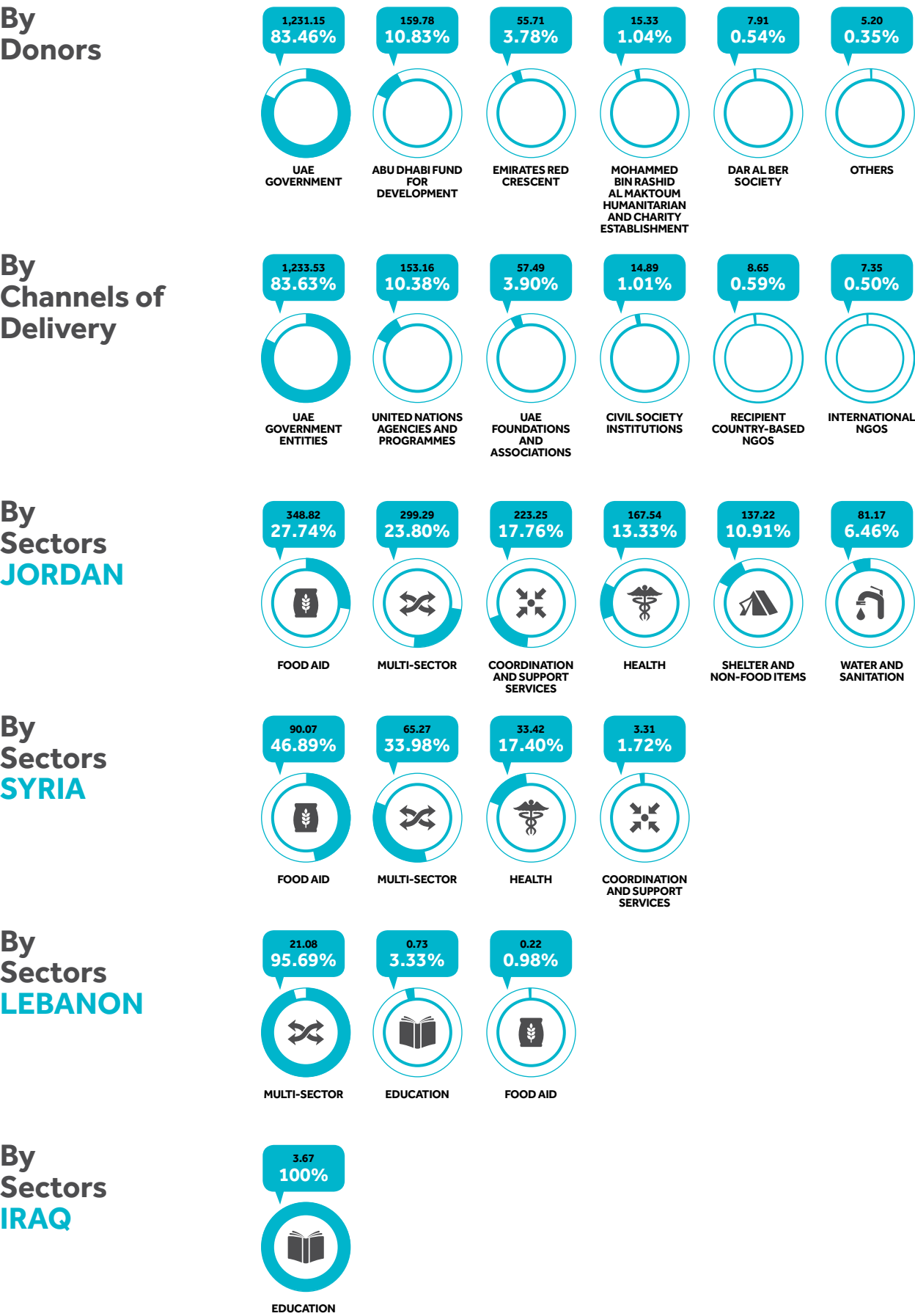
Projects supporting Syrian refugees in Jordan received 82.0 per cent of the total UAE assistance for the Syria crisis, or AED 1.27 billion (US \$346.3 million) for a total of 76 projects. The primary assistance to Syrian refugees in Jordan came jointly from the Government of the United Arab Emirates and the Abu Dhabi Department of Finance for operations, administration and logistic costs in refugee camps, as well as for food and medical relief.

The remaining 74 projects provided for by the Emirates Red Crescent, the Abu Dhabi Fund for Development, the Sharjah Charity Association and the Ahmed Bin Zayed Al Nahyan Charitable and Humanitarian Foundation, all revolved around the creation, provision and improvement of Syrian refugee camps in Jordan.

Projects supporting Syrian refugees in Lebanon received AED 22.1 million (US \$6.0 million) in total humanitarian funding from UAE donor entities. The Mohammed Bin Rashid Al Maktoum Humanitarian and Charity Establishment funded the largest of these projects. Additionally, the Emirates Red Crescent provided relief to Syrian refugees in Arsal, Lebanon.

EXHIBIT 8 BY DONOR, CHANNELS OF DELIVERY AND SECTOR

(in AED millions and as % of total, 2014)



PALESTINE

As in previous years, Palestine remained a top five recipient of UAE foreign aid. In 2014, the UAE provided AED 458.7 million (US \$124.9 million), or 2.0 per cent of total UAE aid, to Palestine.



UAE Assistance to Palestine (2014)

458.73 AEDmillion

The Emirates Red Crescent (ERC) provided 66.2 per cent of the total UAE assistance to Palestine this year, AED 303.5 million (US \$82.6 million). The largest project involved rebuilding housing within the Gaza Strip, as well as completing the construction of a number of primary schools, universities and water wells. The Khalifa Bin Zayed Al Nahyan Foundation provided AED 67.5 million (US \$18.4 million) or 14.7 per cent of UAE assistance to Palestine. Khalifa Foundation projects involved constructing a mosque in the West Bank, a radio station, a hospital, and Iftar programs. The Dar Al Ber Society, which accounted for 2.2

per cent of UAE aid to Palestine or AED 10.0 million (US \$2.7 million), provided charity support for orphans, as well as for wells, mosques, and Iftar programs.

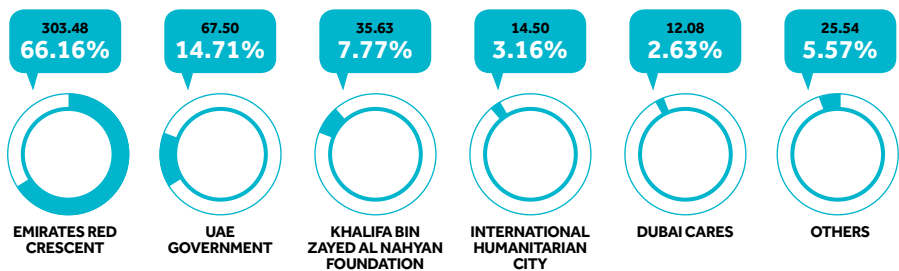
In 2014, the UAE provided foreign aid to Palestine for projects in 11 sectors. The top sectors were humanitarian aid and emergency relief, which received AED 172.8 million (US \$47.0 million), education, which received AED 141.2 million (US \$38.4 million), and infrastructure and development, which received AED 72.4 million (US \$19.7 million). Projects in development received the majority of UAE foreign aid to

Palestine, 55.9 per cent or AED 256.3 million (US \$69.8 million), while 37.7 per cent went to humanitarian relief, and 6.5 per cent went to charity projects. Bilateral projects received 92.7 per cent of UAE aid to Palestine or AED 425.4 million (US \$115.8 million), while multilateral channels were used for the remaining 7.3 per cent of funds. The Palestinian Authority received just over half of the aid extended as bilateral support, while direct project implementation received 78.8 per cent and contributions to national NGOs and civil society institutions received 9.9 per cent.

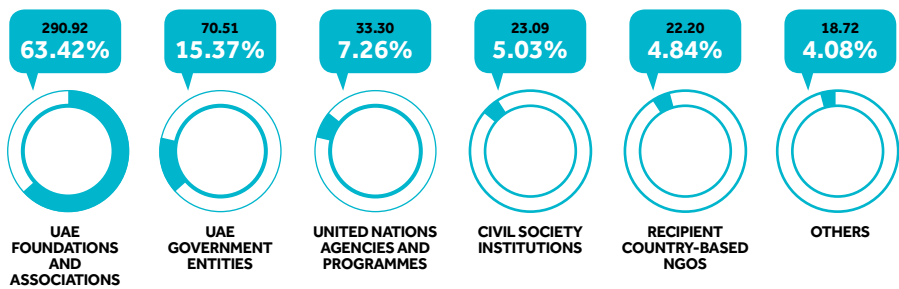
EXHIBIT 9 BY DONOR, CHANNELS OF DELIVERY AND SECTOR

(in AED millions and as % of total, 2014)

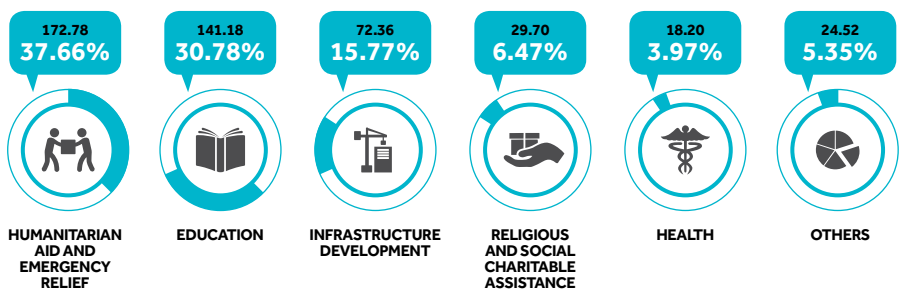
By Donors



By Channels of Delivery



By Sectors



PAKISTAN

The Pakistan Assistance Program (PAP) was the largest UAE donor to Pakistan in 2014, providing AED 108.4 million (US \$29.5 million) for 13 projects. The projects included continued construction of the UAE hospital in Islamabad, a Polio vaccination campaign to immunize over 13 million children throughout Pakistan, as well as widespread humanitarian food aid.

On 12 January 2011, the UAE Pakistan Assistance Program (PAP) was launched in order to provide assistance to Pakistan by developing

infrastructure to mitigate the impact of natural disasters. The UAE PAP has developed a comprehensive development plan that takes into account the harsh geography and the rough weather conditions of the region, while focusing on four main areas of social development: health, education, water and infrastructure.

The Khalifa Foundation was the second-largest UAE donor to Pakistan, providing AED 96.3 million (US \$26.2 million) for seven projects that focused on building schools,

mosques, hospitals and health centres, as well as providing food aid.

The third-largest donor was ADFD, which provided AED 86.5 million (US \$23.5 million) for three projects across Pakistan, including the construction of the Makin-Miranshah road in North Waziristan Agency, which connects inhabitants of three cities and two towns, the educational colleges projects, as well as the construction of the Sheikh Zayed International Academy.

UAE Assistance to Pakistan (2014)

370.62 AEDmillion

Monitoring & Evaluation in Pakistan

In June, the MICAD Monitoring & Evaluation (M&E) team made a field visit to Pakistan in order to observe the performance and measure the impact of the projects undertaken by the Pakistan Assistance Program (PAP). Using a project log frame, the performance and impact of the observed projects was measured according to the OECD/DAC's Quality Standards for Development Projects Evaluation as well as the MICAD Project Performance and Impact documents. The team reviewed two projects that were still being implemented, both hospitals, and three completed projects: two bridges and a paramedical training institute.

The Sheikh Khalifa Bin Zayed Al Nahyan Hospital, based in Saidu

Shafif in the SWAT district of Khyber Pakhtunkhwa Province, aims to improve health services for mothers and children. Although the project is still being implemented and it is too early to definitively measure impact, the hospital received an initial score of 94.4 per cent. The UAE Pakistani Hospital, based in Rawalpindi in the Pothohar region of northern Punjab, aims to provide medical care and treatment to more than two million Pakistanis every year by performing over 50 surgical operations every day.

Completed projects include the Sheikh Zayed Bin Sultan Al Nahyan Bridge, which connects 15 towns and 45 villages in the Swat Valley. The bridge is 448 metres long, 10.7 metres wide and 10 metres high and serves around 500,000 people in the Khyber Pakhtunkhwa province. The new bridge has the capacity to carry 4,000 cars per

day across two reserved lanes, as well as pedestrians in separate, designated lanes.

The performance level of the bridge was assessed at 95 per cent and has shown evidence of promoting access to trade, education and tourism for the 500,000 beneficiaries. The Sheikh Khalifa Bin Zayed Al Nahyan Bridge, also in the SWAT valley, provides for 70,000 people and 5,000 vehicles daily, and also scored a performance rate of 95 per cent.

The Pakistan Paramedical Training Institute based in Saidu Sharif, Khyber Pakhtunkhwa in the SWAT valley will matriculate 500 paramedical staff annually, with 50 per cent female students. This project scored a 90 per cent performance rating.

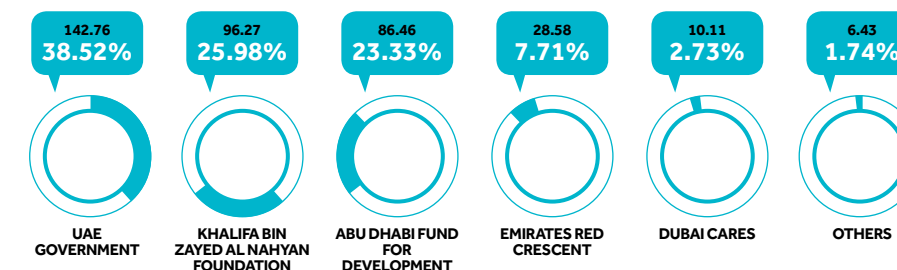


Building the Jihanzeet Post College in the Swat Region, Khyber Pakhtunkhwa.
(Source: The UAE Pakistan Assistance Program)

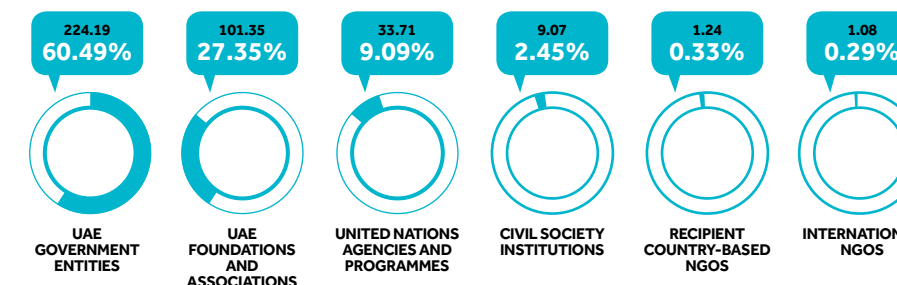
EXHIBIT 10 BY DONOR, CHANNELS OF DELIVERY AND SECTOR

(in AED millions and as % of total, 2014)

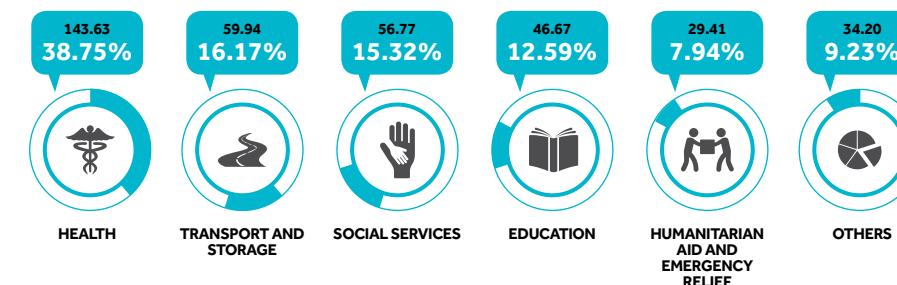
By Donors



By Channels of Delivery



By Sectors



AFGHANISTAN

In 2014, the UAE reaffirmed its long-standing support to Afghanistan as six UAE donor organizations disbursed a total of AED 312.0 million (US \$84.9 million). ADFD was the largest donor by far, contributing AED 297.2 million (US \$80.9 million) for six projects across the country, including the construction of 4,000 housing units and a number

of roads in Kabul and beyond. In addition to this, ADFD channelled funding for three humanitarian projects, in coordination with the UAE Humanitarian Committee. The second largest donor to Afghanistan was the Emirates Red Crescent, which contributed AED 6.1 million (US \$1.7 million). Their primary contribution was to assist with the relief effort in

the wake of the large-scale mudslides in Badakhshan. In addition to this, the ERC provided for well construction, mosques and Ramadan programs. The third-largest donor was the Al Rahma Charity Association, which provided AED 3.2 million (US \$0.9 million) for charity programs sponsoring orphans, providing wells, mosques and Ramadan programs.

UAE Assistance to Afghanistan (2014)

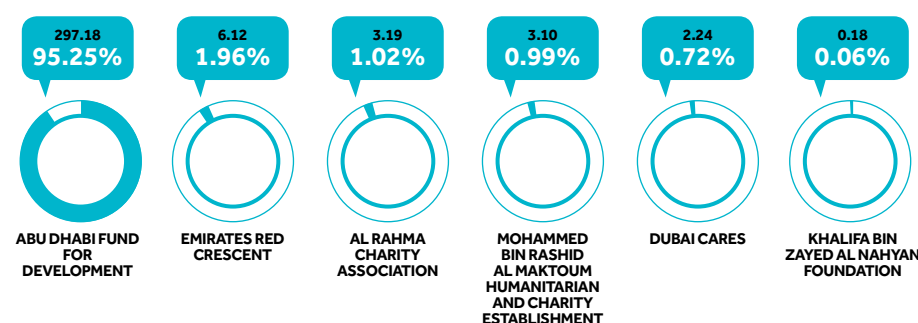
312.01 AED million

EXHIBIT 11

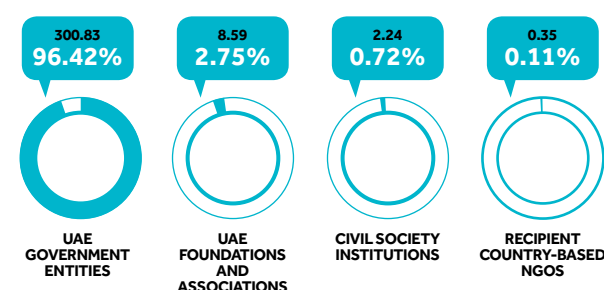
BY DONOR, CHANNELS OF DELIVERY AND SECTOR

(in AED millions and as % of total, 2014)

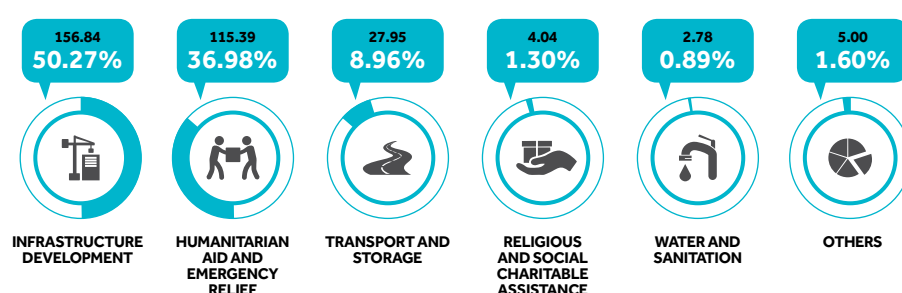
By Donors



By Channels of Delivery



By Sectors



YEMEN

The largest UAE Donor to Yemen in 2014 was the Emirates Red Crescent, which provided AED 118.8 million (US \$32.3 million). The largest project involved the construction of the Sheikh Khalifa City; other significant projects included the provision of mosques, wells and schools. ADFD was the second largest UAE donor to Yemen, providing AED 88.6 million (US \$24.1 million) for a social

development fund, the second phase of a project to develop roads through the country, rehabilitation of the Aden hotel, and construction of three dams, including the Hassan dam, which is considered a strategic project to boost the agriculture industry. The third largest donor, the Khalifa Foundation, provided food vouchers in eight key provinces, doctors' salaries at the Khalifa bin

Zayed Al Nahyan Hospital in Socotra Island, and transport for conflict-affected people with special needs, with a total value of AED 17.6 million (US \$4.8 million). Another notable project was sponsored by the Noor Dubai eye camp, which distributed over 1,300 sets of glasses and ocular medicine and conducted over 10,000 screenings and nearly 1,000 ocular operations.

UAE Assistance to Yemen (2014)

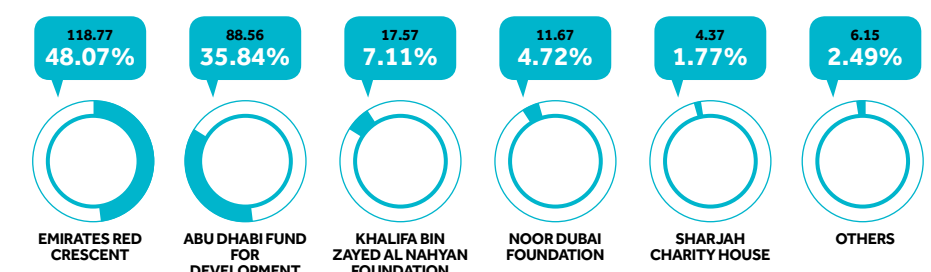
247.09 AED million

EXHIBIT 12

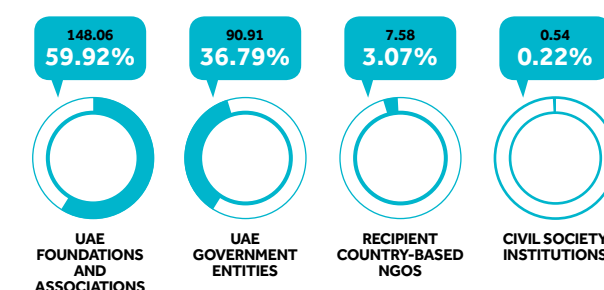
BY DONOR, CHANNELS OF DELIVERY AND SECTOR

(in AED millions and as % of total, 2014)

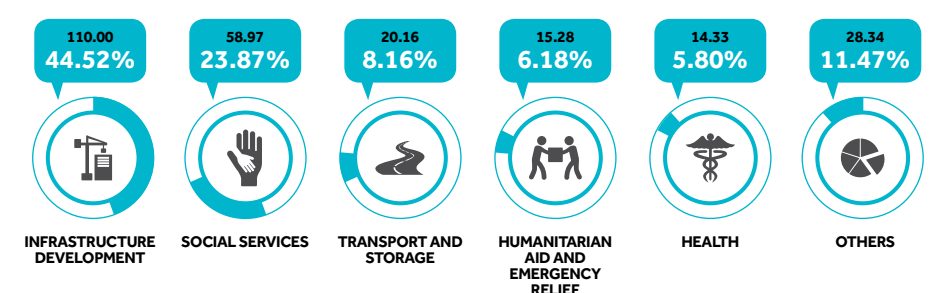
By Donors



By Channels of Delivery



By Sectors



SOMALIA

The UAE continued to provide foreign assistance to Somalia in 2014, totalling AED 130.9 million (US \$35.6 million). The Khalifa Foundation was the top UAE donor to Somalia in 2014, providing AED 76.2 million (US \$20.7 million). The foundation's largest project, amounting to AED 59.5 million (US \$16.2 million), provided

food aid to over 500,000 families affected by the humanitarian crisis. The Khalifa Foundation also provided hospitals in Berbera and Hrjessea and dug water wells throughout the country. Dar Al Ber Society was the second largest UAE donor entity to provide support to Somalia, giving AED 23.5 million (US \$6.4 million),

primarily for charity programs providing mosques, wells and support to orphans. Another large donor was the Mohammed Bin Rashid Establishment, which provided humanitarian relief to victims to the Horn of Africa drought and famine.

UAE Assistance to Somalia (2014)

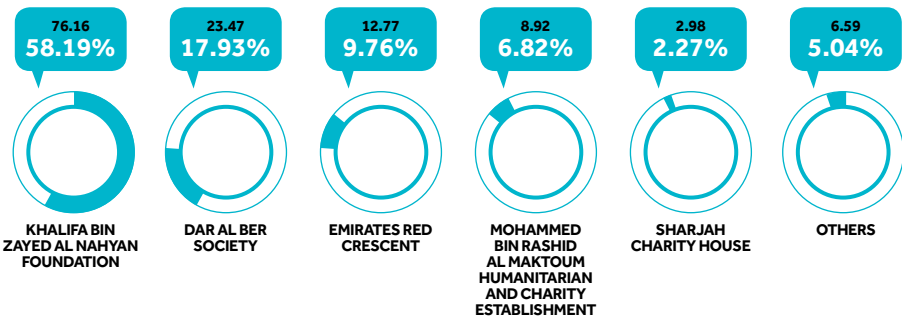
130.89 AED million

EXHIBIT 13

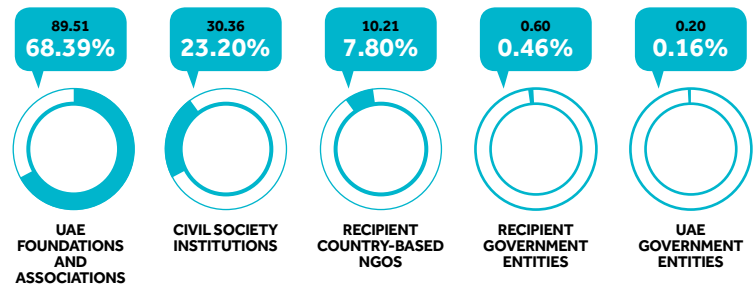
BY DONOR, CHANNELS OF DELIVERY AND SECTOR

(in AED millions and as % of total, 2014)


By Donors



By Channels of Delivery



By Sectors



TUNISIA

Tunisia received AED 109.0 million (US \$29.7 million) from five UAE donor entities in 2014, with Abu Dhabi Fund for Development providing the largest share, with AED 69.2 million (US \$18.8 million) for three projects, including general program assistance to the government, technical assistance to support the Arab Group for National

Democracy, based in Tunisia, and the construction of the Seart Dam. The Khalifa Foundation was the second-largest UAE donor entity in Tunisia, providing AED 38.2 million (US \$10.4 million) for humanitarian assistance during the lethal cold wave. Humanitarian supplies provided included: food parcels,

blankets, medical equipment and ambulances. The third largest donor was the Emirates Red Crescent, which primarily conducted charitable programs, in addition to providing a number of wheelchairs to children with special needs.

UAE Assistance to Tunisia (2014)

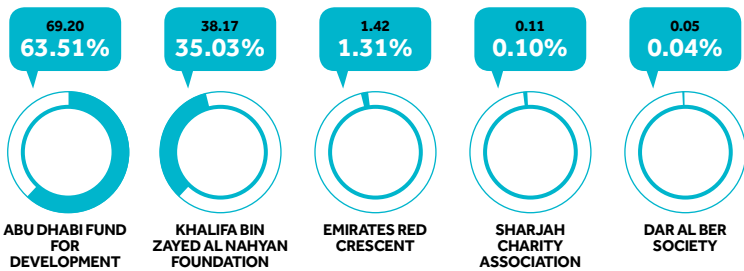
108.95 AED million

EXHIBIT 14

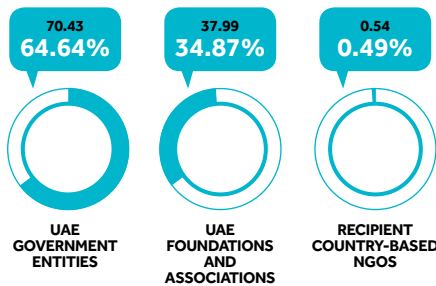
BY DONOR, CHANNELS OF DELIVERY AND SECTOR

(in AED millions and as % of total, 2014)

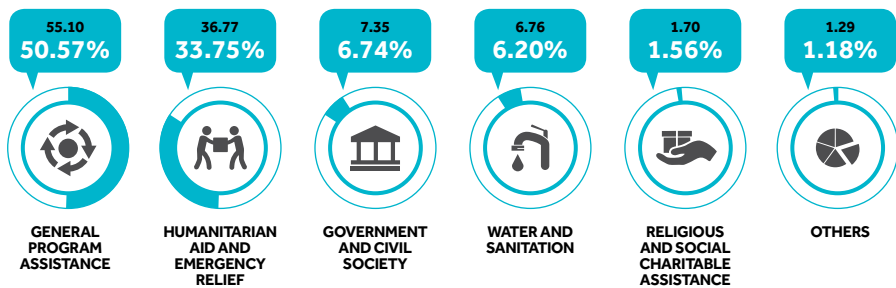
By Donors



By Channels of Delivery



By Sectors



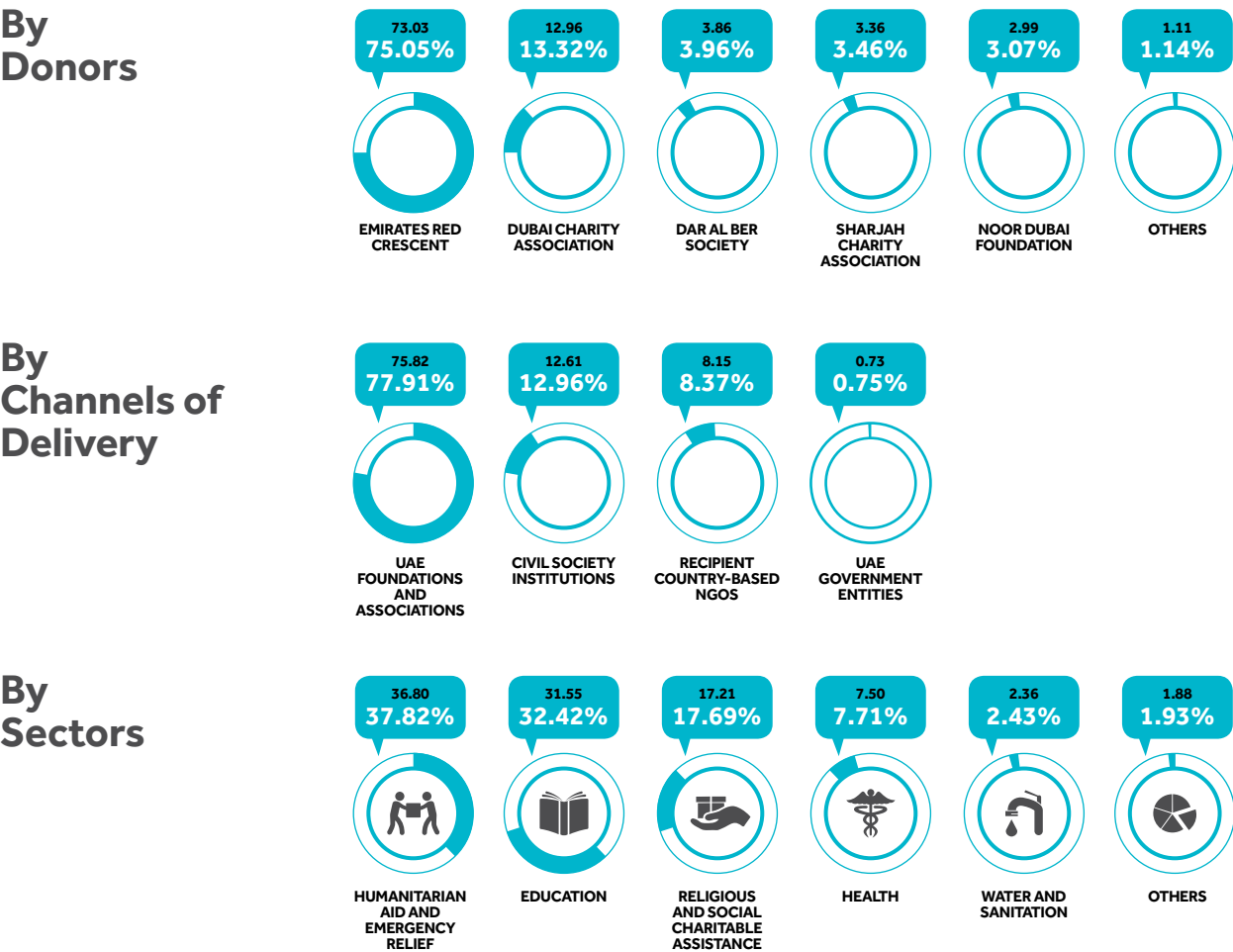
PHILIPPINES

The Philippines received AED 97.3 million (US \$26.5 million) from 11 UAE donor entities in 2014. The Emirates Red Crescent provided the largest share of this, with AED 73.0 million (US \$19.9 million) for seven projects that rebuilt schools affected by Typhon Haiyan, rehabilitated a government hospital and set up a blood bank. The Dubai Charity Association provided AED 13.0 million (US \$3.5 million) for constructing schools, orphanages and wells. The Dar Al Ber Society was the third largest UAE donor entity, providing AED 3.9 million (US \$1.0 million) to build schools, mosques and wells.

UAE Assistance to Philippines (2014)

97.31 AED million

EXHIBIT 15
BY DONOR, CHANNELS OF DELIVERY AND SECTOR
(in AED millions and as % of total, 2014)



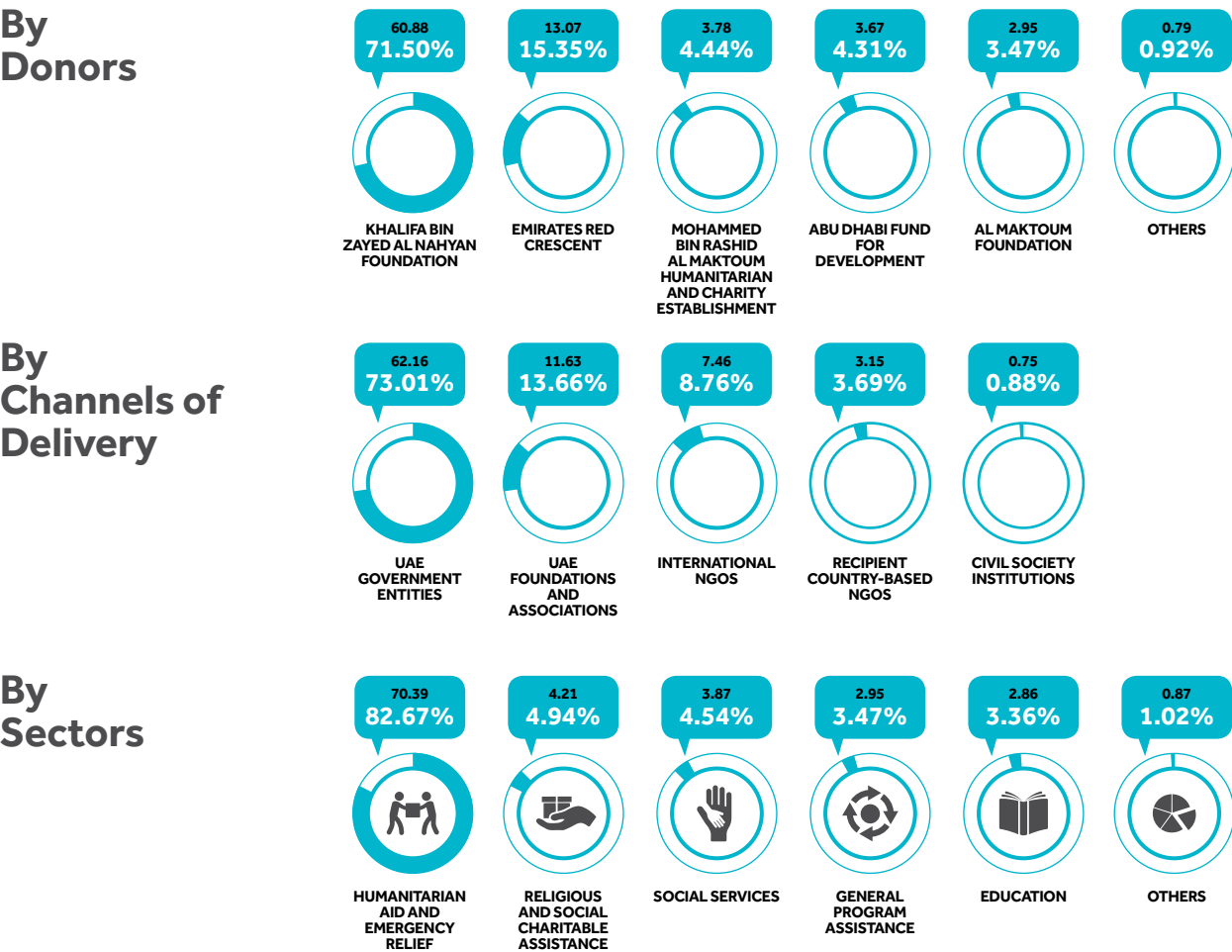
IRAQ

Iraq received AED 85.1 million (US \$23.2 million) from eight UAE donor entities in 2014, primarily as support for Internally Displaced Persons (IDPs). The Khalifa Foundation was the largest donor for humanitarian programs that provided AED 60.9 million (US \$16.6 million) of food aid for 500,000 IDPs in the governorates of Erbil and the Dohuk Kurdistan Region. The Emirates Red Crescent was the second largest donor, with contributions for IDPs totalling AED 13.1 million (US \$3.6 million). The Mohammed Bin Rashid Establishment was the third largest donor, contributing AED 3.8 million (US \$1.0 million) towards the construction of a school and a medical centre for IDPs. ADFD provided a single program with a value of AED 3.7 million (US \$1.0 million) to empower children and youth through education and livelihood opportunities.

UAE Assistance to Iraq (2014)

85.14 AED million

EXHIBIT 16
BY DONOR, CHANNELS OF DELIVERY AND SECTOR
(in AED millions and as % of total, 2014)



SECTION 2

Top Sectors of Assistance



In 2014 the UAE delivered a total of

AED 3.76 billion

(US \$1.02 billion) in support of infrastructure projects.



Distributing food aid in
Pakistan.
(Source: The UAE Project to
Assist Pakistan)

TOP SECTORS OF ASSISTANCE

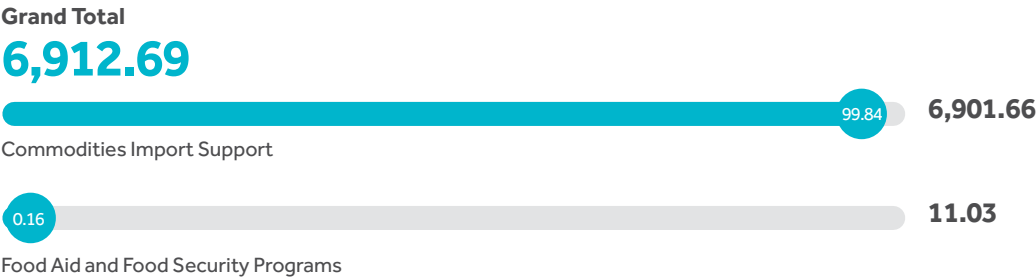


COMMODITY AID

The commodity aid sector received the largest portion of UAE foreign aid in 2014, with 30.5 per cent or AED 6.91 billion (US \$1.88 billion). The vast majority of these funds were directed towards the commodities import support subsector, extended by the UAE Government via the Abu Dhabi Department of Finance, to help Egypt cover its petroleum needs from January to March 2014. This project was the second part of a commodity aid project that began in 2013. The second largest subsector was food aid and food security programs.

UAE foreign assistance to commodity aid also factors into the UAE's role in the global effort to meet the needs of the world's poorest people by achieving the Millennium Development Goals (MDGs). The MDGs are a set of eight strategic tasks identified by the international community to rid the world of poverty, discrimination and violence by the end of 2015. Support to commodity aid is classified under a single global development goal MDG 1: Eradicating Extreme Poverty and Hunger. Of the total UAE aid that went to achieving the MDGs, 31.4 per cent went to MDG 1: Eradicating Extreme Poverty and Hunger through the provision of commodity aid to countries in need of development assistance.

EXHIBIT 17 BY SUBSECTOR (in AED millions and as % of total, 2014)



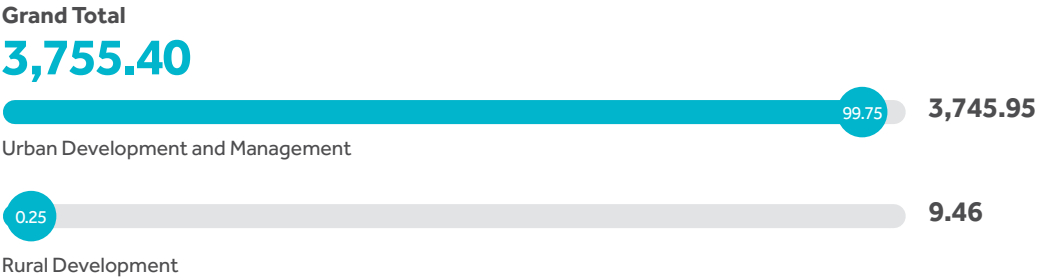
INFRASTRUCTURE DEVELOPMENT

The infrastructure development sector received 16.6 per cent of the total UAE foreign aid in 2014, or AED 3.76 billion (US \$1.02 billion). Urban development and management was the largest subsector, with a total of 15 projects completed in Egypt, Morocco, Afghanistan, Yemen, and Palestine. The largest project in this subsector, financed by the Abu Dhabi Department of Finance, involved the construction of 50,000 new housing units with infrastructure for the Naser complex in Egypt. Other large projects, funded by ADFD, included the construction of more than 100,000 housing units throughout various locations in Morocco, including Marrakech, Tangier, Tetoun, Meknes, Fez Pullman and Casablanca. Other projects installed social housing in Afghanistan, Yemen, and Palestine.

The second largest subsector, rural development. Once such project provided humanitarian assistance in the form of housing & infrastructure projects in Tsunami-affected areas of the Maldives.

UAE infrastructure development aid benefitted MDG 1: Eradicating Extreme Poverty and Hunger through the subsector of rural development, while programs in the subsector of urban development and management contributed to MDG 7: Ensuring Environmental Sustainability.

EXHIBIT 18 BY SUBSECTOR (in AED millions and as % of total, 2014)



GENERAL PROGRAM ASSISTANCE


The general program assistance sector received 14.6 per cent of the total UAE foreign aid in 2014, or AED 3.30 billion (US \$899.0 million). The vast majority of funds to this sector went to 24 projects in the general budget support subsector through bilateral assistance to partner governments in the form of balance of payments. As well as providing annual assessed contributions to various multilateral organizations, ADFD also supported the budget of the Kingdom of Jordan via improvements made to the Central Bank and supported public benefits organizations in Tunisia.

The second largest subsector of general program assistance was sector budget support, which includes funding to multilateral organizations for multi-country projects as well as annual assessed contributions.

The third largest subsector was administrative costs of UAE donor entities, which include: the administrative costs of the Emirates Red Crescent West Bank office and the annual budget of the regional branch of the Al Maktoum Foundation.

UAE foreign aid to general program assistance played a role in fulfilling a number of MDGs, including, MGD 1: Eradicate Extreme Poverty and Hunger, MDG 2: Achieve Universal Primary Education, MDG 3: Promote Gender Equality, MDG 4: Reduce Child Mortality, MGD 5: Improve Maternal Health, MDG 7: Ensure Environmental Sustainability and MDG 8: Develop Global Partnerships for Development. In total this composed 14.7per cent of UAE aid to MDG-related programs.

EXHIBIT 19 BY SUBSECTOR (in AED millions and as % of total, 2014)





HUMANITARIAN AID AND EMERGENCY RELIEF

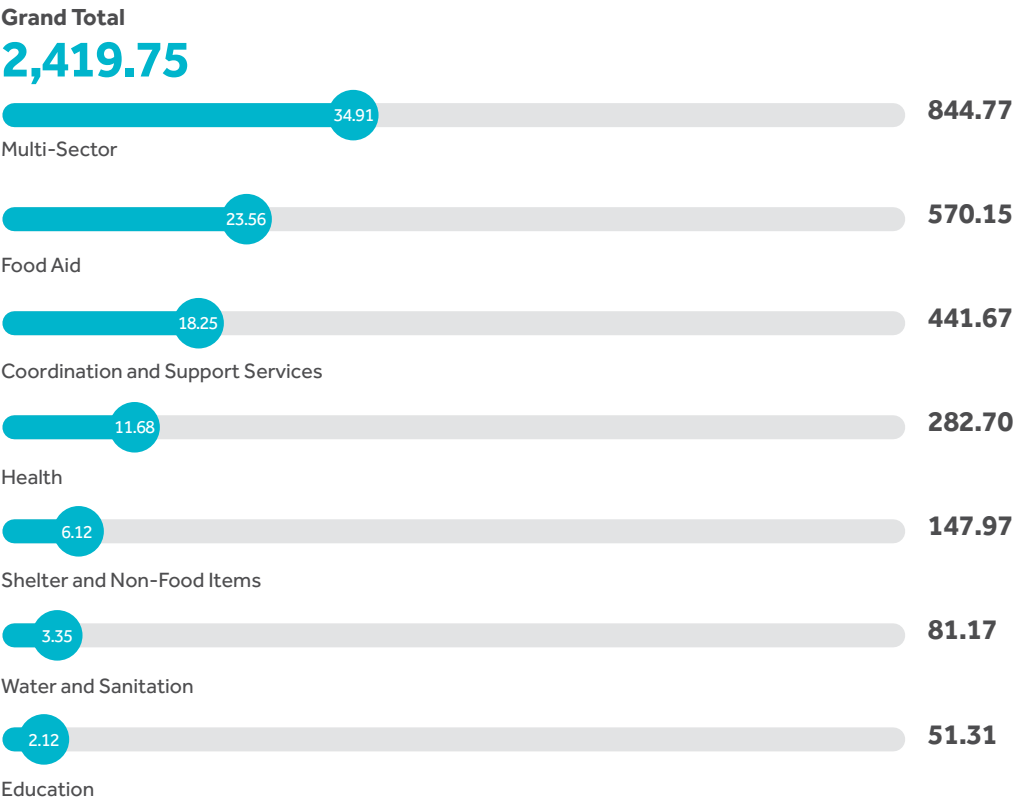
The humanitarian aid and emergency relief sector received 10.7 per cent of the total UAE foreign aid in 2014, with AED 2.42 billion (US \$658.8 million). The largest subsector was multi-sector aid, which included 79 projects that delivered various relief items and services to humanitarian emergencies in the region and around the world. This included provision of supplies to Syrian refugee camps in Jordan, Lebanon, and Iraqi Kurdistan, responding to the floods in Malaysia, Bosnia and in the Solomon Islands, reconstruction in Gaza, responding to the cold wave in Tunisia and Lebanon, relief provided for the large-scale mudslides in Badakhshan, Afghanistan, and a contribution to the Syria Recovery Trust Fund.

The second largest subsector of UAE humanitarian aid and emergency relief was food aid. This included 37 different projects delivering food aid to beneficiaries in Jordan, Somalia, Syria, Yemen, Pakistan, Palestine, Indonesia, Lebanon, Malawi, Libya, Chad, Myanmar and a multi-country program supported by the World Food Program (WFP) in Africa.

Coordination and support services were the third largest subsector, delivering 26 projects. This included an ADFD program that funded the operations, administration and logistic costs of refugee camps for Syrian refugees in Jordan. It also included a number of grants from ADFD for the UAE Humanitarian Committee for the provision of relief to Afghanistan. Another program, also funded by ADFD, strengthened humanitarian coordination and advocacy inside Syria.

UAE humanitarian aid played its part in achieving the following MDGs: MDG 1: Eradicate Extreme Poverty and Hunger, MDG 2: Achieve Universal Primary Education, MDG 4: Reduce Child Mortality, MDG 6: Combat HIV/AIDS Malaria and Other Diseases, MDG 7: Ensure Environmental Sustainability, and MDG 8: Develop Global Partnership for Development. This composed 11.0 per cent of total UAE aid to MDGs.

EXHIBIT 20 BY SUBSECTOR (in AED millions and as % of total, 2014)



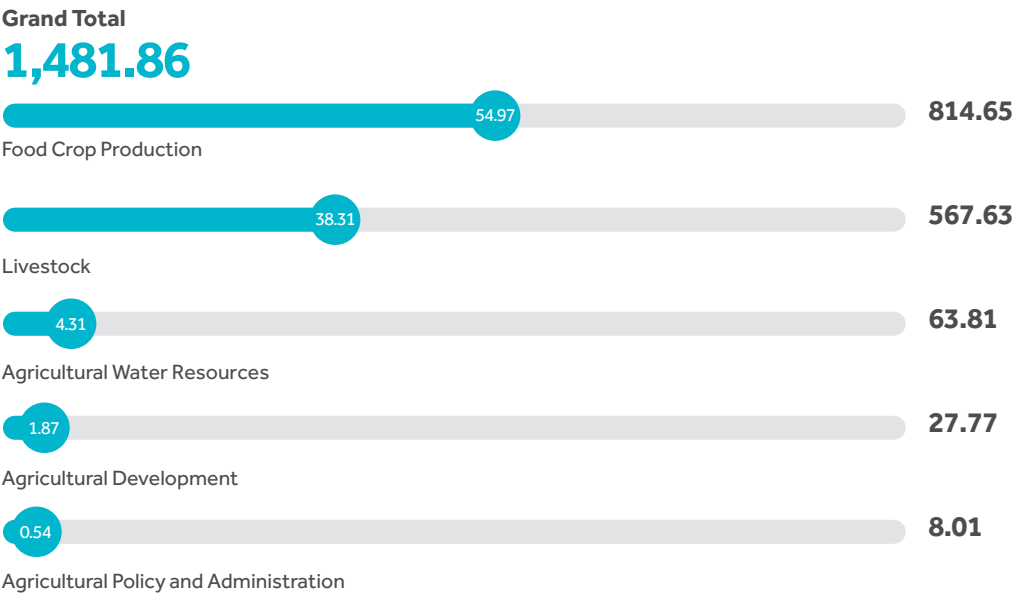
AGRICULTURE

The agriculture sector received 6.5 per cent of total UAE foreign aid in 2014, with AED 1.48 billion (US \$403.4 million). The largest subsector consisted of two projects in food crop production, the largest of which involved the construction of 25 metallic wheat silos, with a total capacity of 1.5 million tons provided to Egypt by the Abu Dhabi Department of Finance. The second project, funded by the Al Maktoum Foundation, supported the cultivation and production of wheat in Atbara, Sudan. The second largest subsector consisted of one project, in which the Abu Dhabi Department of Finance financed the purchase of 100,000 cattle for Egypt.

Highlights of the third largest subsector, agricultural water resources included the rehabilitation of irrigation projects in Jordan, as well as three dam projects, all financed by ADFD. The Timkit Province Dam project in Morocco is a 56 meter dam with the capacity to hold approximately 14 million cubic meters of water, while the Hassan Dam in Yemen is one of Yemen's key strategic projects that will boost agricultural production from cereals, fruits, vegetables, fodder and animal wealth to help meet local market demand and increase Yemen's exports. The dam project in Jordan aims to support the Jordanian economy and fulfil the increasing demand for both drinking and irrigation water by building a number of dams across the country. Additionally, the Emirates Red Crescent provided wells to farmers in Palestine, as well as generators for irrigation in Somalia.

All UAE agricultural aid went toward achieving MDG1: Eradicate Extreme Poverty and Hunger and this made up 6.7 per cent of total UAE aid to MDGs.

EXHIBIT 21 BY SUBSECTOR (in AED millions and as % of total, 2014)





OTHER SECTORS SUPPORTING MDGS

UAE foreign aid to the top five sectors listed above composed 80.9 per cent of the total amount of UAE aid provided to MDG-related programs. The additional 19.1 per cent of MDG-linked UAE aid went to 13 sectors that provided assistance to all eight MDGs.

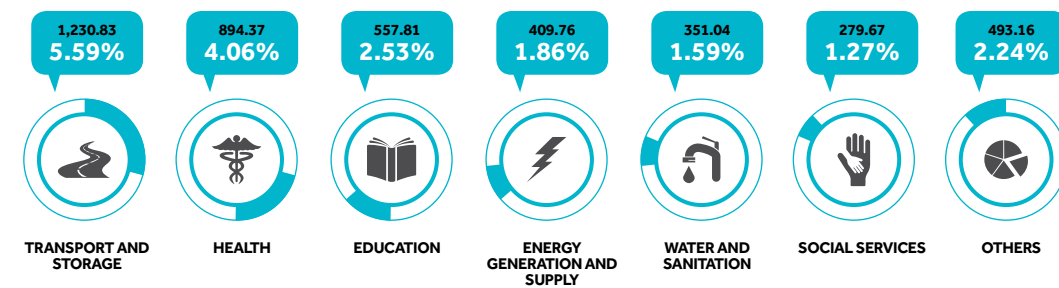
EXHIBIT 22

OTHER SECTORS SUPPORTING MDGS

(in AED millions and as % of total, 2014)

Grand Total

4,216.65



Female students accommodation project in Swat Institute of Medical Sciences, funded by the UAE, and implemented by the UAE Pakistan Assistance Program (UAE-PAP).
(Source: UAE Pakistan Assistance Program)



Supporting vocational training programs in Egypt.
(Source: The Coordination Office of UAE-funded Development Projects in Egypt)

SECTION 3

Official Development Assistance



The UAE disbursed an estimated

AED 19.08 billion

(US \$5.20 billion) in gross ODA in 2014.



Building the Siwa solar plant
(10 MW), which provides more
than 6000 home and offices
with electricity in Egypt.

*(Source: The Coordination
Office of UAE-funded
Development Projects in Egypt)*

OFFICIAL DEVELOPMENT ASSISTANCE



The United Nations General Assembly passed a resolution urging donor countries to contribute at least 0.7 per cent of their gross national income to developing countries. The Organisation for Economic Co-operation and Development - Development Assistance Committee (OECD-DAC) reports each year on how donors have performed against this target, issuing tables that show the ratio of Official Development Assistance (ODA) to Gross National Income (GNI) for each donor country.

The UAE has submitted an annual report to the Organisation for Economic Co-operation and Development's Development Assistance Committee (OECD DAC) summarizing UAE foreign aid activities that can be recorded as ODA for the past six years. At the time of going to print, the 2014 ODA figures are provisional.

Official Development Assistance is defined as flows to countries and territories on the DAC List of ODA Recipients and to multilateral development institutions which are: (1) provided by official agencies, including state and local governments, or by their executive agencies; and (2) each transaction which is (a) administered with the promotion of the economic development and welfare of developing countries as its main objective; and (b) concessional in character and conveys a grant element of at least 25 per cent (calculated at a rate of discount of 10 per cent).

The DAC List of ODA Recipients for 2014 flows is divided into four categories: (1) The Least Developed Countries (LDCs), (2) Other Low Income Countries (LICs), which have a per capita GNI of less than US \$1045 in 2013, (3) Lower Middle Income Countries and Territories (LMICs), which have a per capita GNI between US \$1046 and US \$4125, and (4) Upper Middle Income Countries and Territories (UMICs), which have a per capita GNI between US \$4126 and US \$12,745.

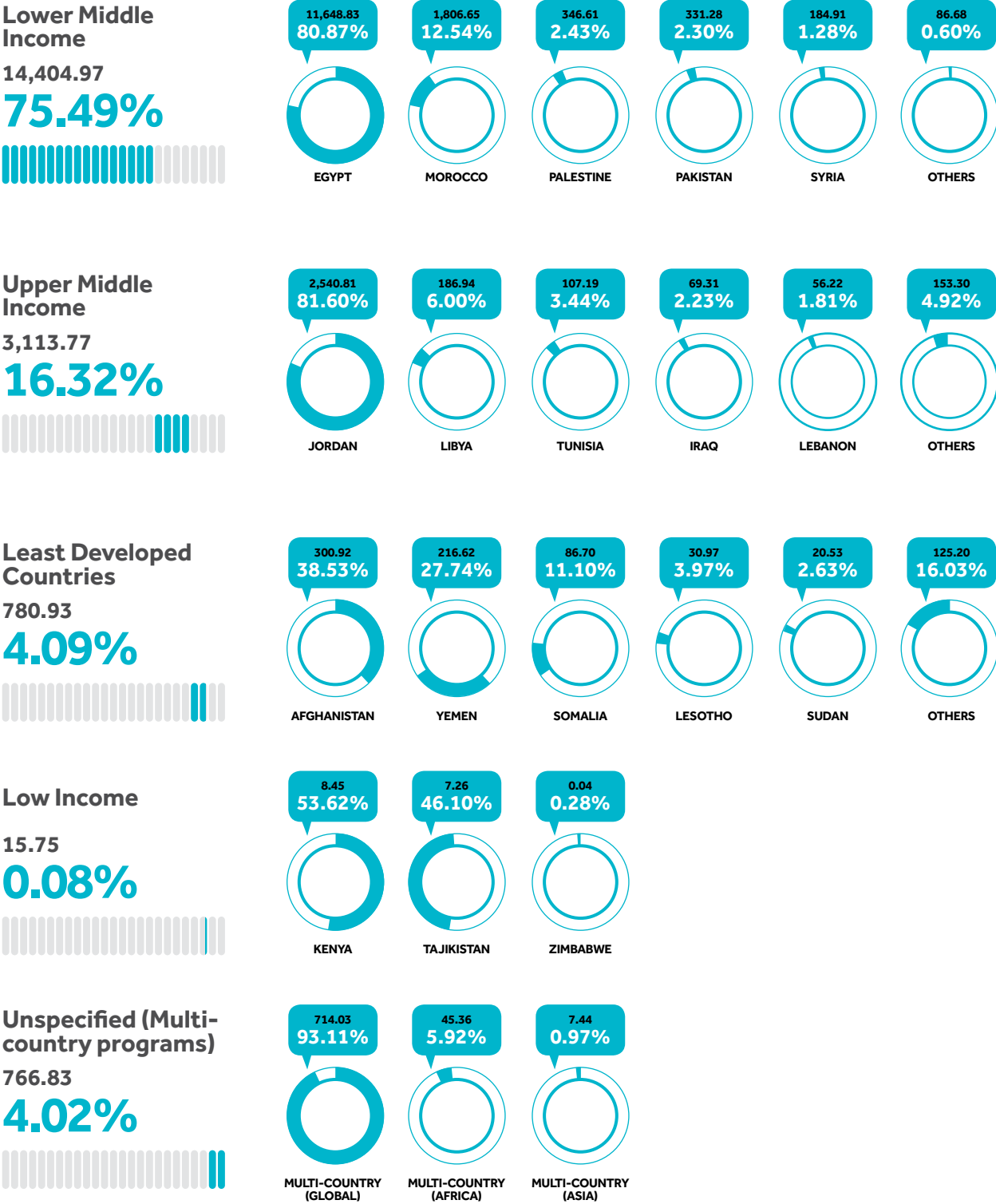
UAE ODA IN NUMBERS

In 2014, the UAE disbursed an estimated AED 19.08 billion (US \$5.20 billion) in gross ODA. The net ODA, which subtracts any repayment against loans provided in previous years, is estimated at AED 18.67 billion (US \$5.05 billion) and amounts to a provisionally estimated 1.26 per cent of the UAE gross national income (GNI). For the second year in a row, this figure is substantially above the 0.7 ODA/GNI, which is the global benchmark determined by the United Nations General Assembly (UNGA).

INCOME-LEVEL GROUPS

Of the total UAE ODA disbursed in 2014, the majority, 75.5 per cent or AED 14.40 billion (US \$3.92 billion), went to Lower Middle Income Countries (LMICs). Egypt, Morocco, and Palestine were the top LMIC recipient countries. Upper Middle Income Countries (UIMCs) received 16.3 per cent of the total UAE foreign aid in 2014, or AED 3.10 billion (US \$847.7 million). Jordan, Libya, and Tunisia were the top UMICs. Least Developed Countries (LDCs) received 4.1 per cent, or AED 780.9 million (US \$212.6 million), with Afghanistan, Yemen, and Somalia being the top LDC recipients. Multi-country programs received 4.0 per cent or AED 766.8 million (US \$208.8 million) and Low Income Countries (LICs) received less than one per cent of total UAE ODA in 2014.

EXHIBIT 23 UAE ODA BY INCOME-LEVEL GROUP (in AED millions and as % of total, 2014)



DISTRIBUTION BY FUNDING TYPE

UAE ODA in 2014 came primarily in the form of grants, with 97.88 per cent of the total aid or AED 18.68 billion (US \$5.11 billion) being provided to recipients. The remaining 2.21 per cent was disbursed via loans, AED 404.26 million (US \$110.1 million).

EXHIBIT 24
UAE ODA BY FUNDING TYPE AND INCOME-LEVEL GROUP

(in AED millions and as % of total, 2014)

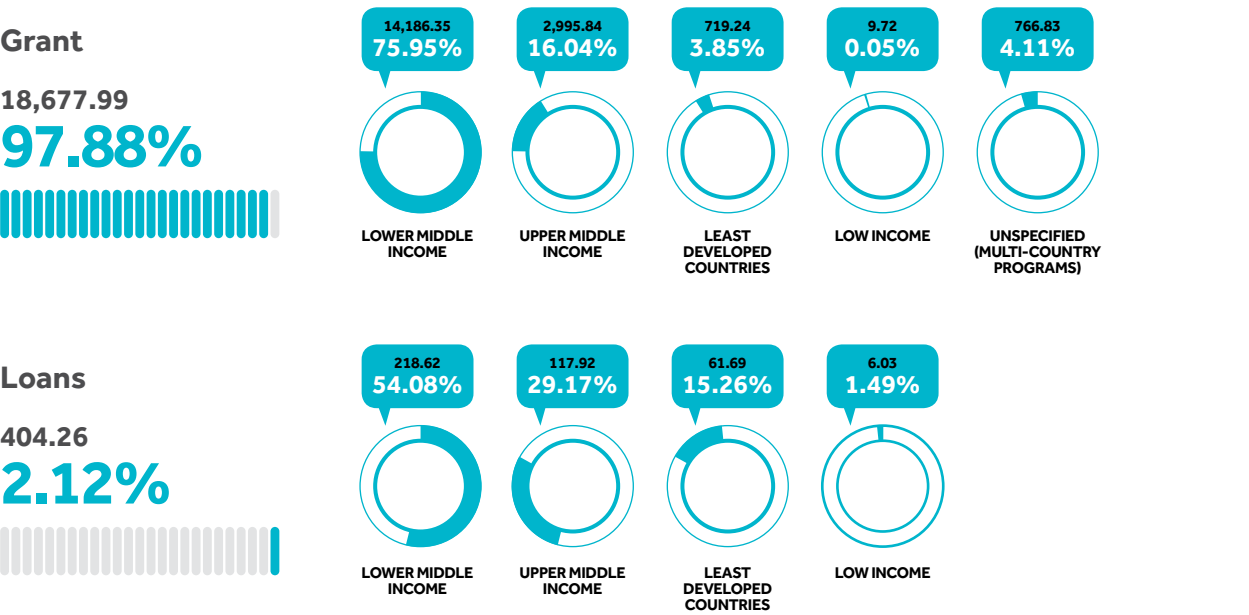
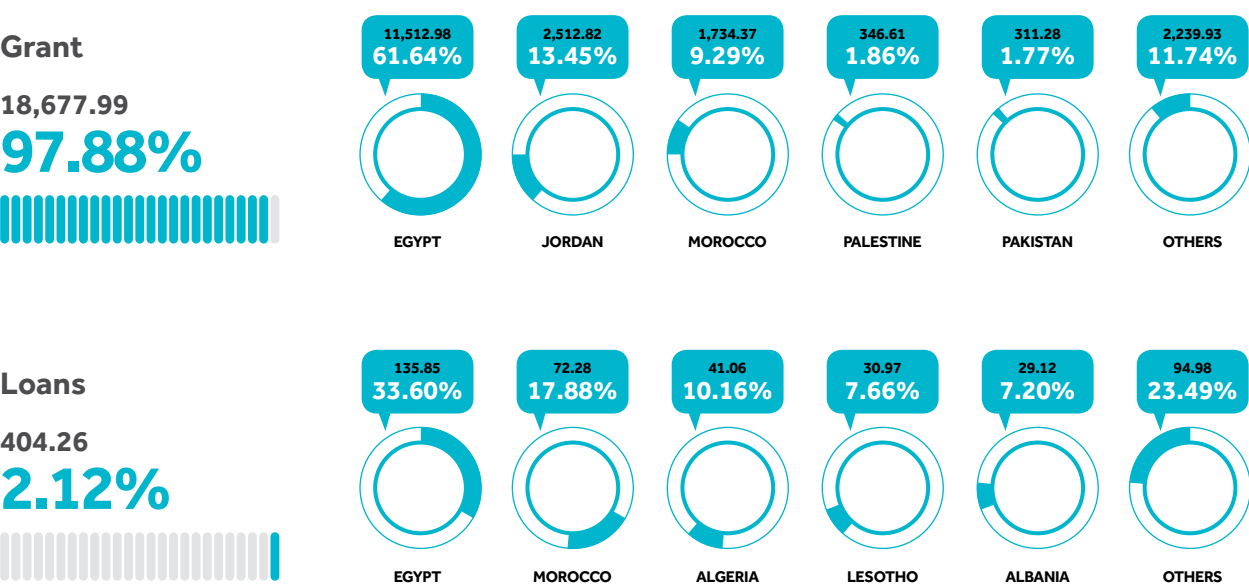


EXHIBIT 25
UAE ODA BY FUNDING TYPE AND RECIPIENT COUNTRY

(in AED millions and as % of total, 2014)



UAE MULTILATERAL ASSISTANCE

In 2014 the UAE ODA for multilateral assistance was AED 841.9 million (US \$249.2 million) or 4.1 per cent, with core contributions as the subset that received the majority of this funding.

EXHIBIT 26
UAE BILATERAL AND MULTILATERAL ODA BY TYPE OF ASSISTANCE

(in AED millions and as % of total, 2014)

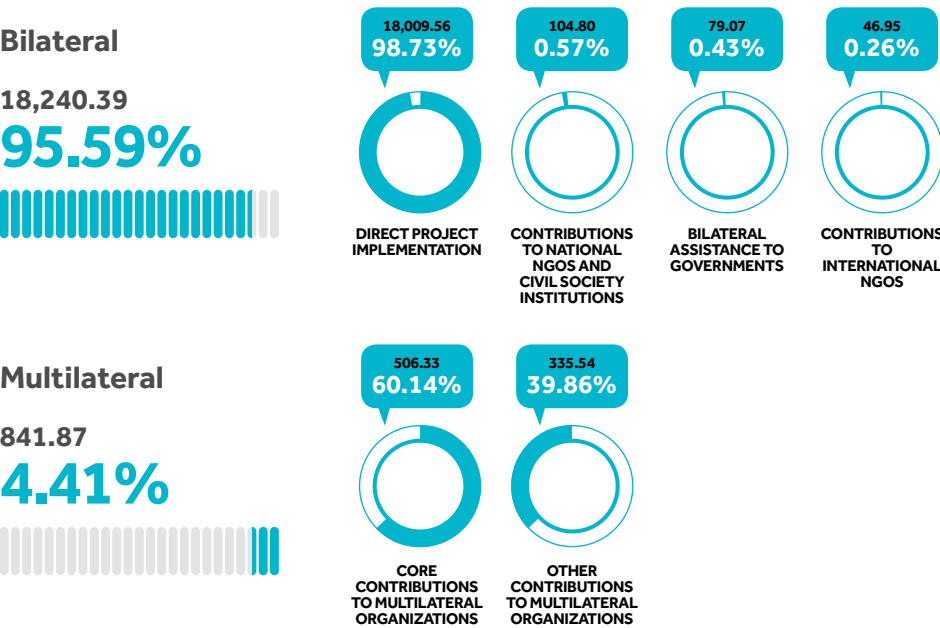
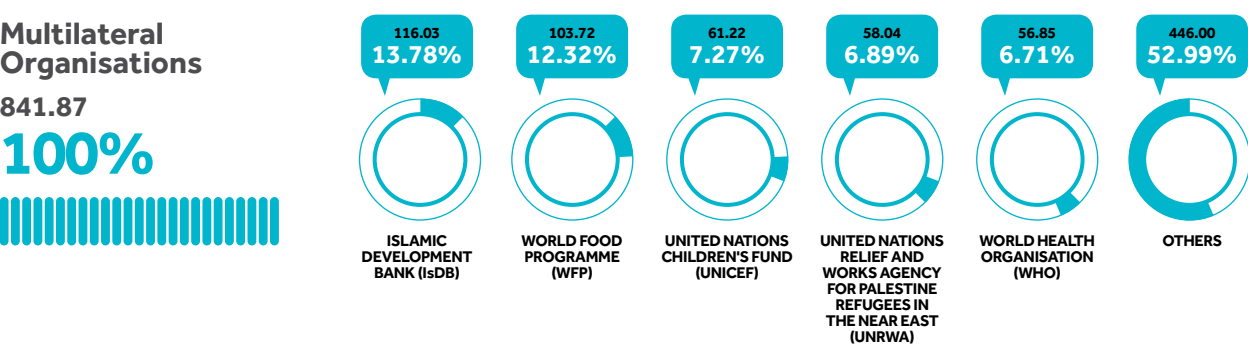


EXHIBIT 27
TOP RECIPIENT MULTILATERAL ORGANISATIONS OF UAE ODA

(in AED millions and as % of total, 2014)



COMMITMENTS

In 2014, the UAE made commitments to 19 ODA-eligible countries, with Morocco and Egypt at the top of the list. Two UAE donor entities were responsible for the entirety of UAE ODA commitments in 2014 - the Abu Dhabi Fund for Development and the Abu Dhabi Department of Finance, making commitments for projects across 11 sectors. Agriculture, infrastructure, and transport and storage were the leading sectors to receive commitments for future funding.

EXHIBIT 28
UAE ODA COMMITMENTS BY SECTOR
(in AED millions and as % of total, 2014)





EXHIBIT 29
UAE ODA COMMITMENTS BY COUNTRY
(in AED millions and as % of total, 2014)



A patient being screened during Noor Dubai Foundation mobile Eye Camp in Ethiopia.
(Source: Noor Dubai Foundation)

FEATURE 2

The UAE becomes the first Participant Member in the OECD Development Assistance Committee (DAC)



Vaccinating a girl against polio in the province of Khyber Pakhtunkhwa in Pakistan.
(Source: The UAE Pakistan Assistance Program)

On 1 July 2014 the UAE became the first-ever participant member of the Organisation for Economic Co-operation and Development (OECD) Development Assistance Committee (DAC). The DAC said, "As a major provider of concessional finance for development, the UAE has much to contribute to the DAC's discussions on key development issues. Integrating the UAE's experience will enhance the quality of the DAC's work and further strengthen its influence in shaping the international development debate, including on the post-2015 development agenda. The DAC, as the leading international forum for providers of development co-operation, also has much to offer the UAE."

When accepting the OECD's invitation to become a Participant of the DAC, the UAE's Minister of International Cooperation and Development, H.E. Sheikha Lubna Bint Khalid Al Qasimi, expressed her country's enthusiasm to work jointly towards development effectiveness. The DAC Chair, Erik Solheim, welcomed the news and stressed that the initiative by the UAE to take part in the DAC "will improve global development co-operation." The UAE is the first and only Participant Member of the DAC and, as such, can take part in all non-confidential meetings of the Committee, including its High-Level and Senior-Level Meetings, and the meetings of the DAC subsidiary bodies. In 2014, the UAE participated in the following DAC events: DAC Senior Level and High Level Meetings, peer reviews of Germany, meetings of the Working Party on Development Statistics (WPSTAT), and the DAC Network on Environment and Development Co-operation (ENVIRONET).

WHAT IS THE OECD?

The mission of the OECD is to promote policies that will improve the economic and social wellbeing of people around the world. The OECD provides a forum in which governments work together to share experiences and seek solutions to common global problems. The organization works with governments to understand what drives economic, social and environmental change. They measure productivity and global flows of trade and investment and analyse and compare data to predict future trends. The OECD sets international standards on issues ranging from agriculture and tax to the safety of chemicals. The OECD also looks at issues affecting daily life, like country averages for amount paid in taxes and social security to public school systems to pension systems.

In the meeting of the OECD Council at Ministerial Level, which took place on 6-7 May 2014 in Paris, France, Mr. Angel Gurría, Secretary-General of the OECD outlined the strategic orientations of the organization, "the OECD will continue to support Member and Partner Countries in

addressing the four main legacies of the global financial crisis – low growth, high unemployment, declining trust and rising inequality – by providing timely, targeted, evidence-based advice on the design and implementation of "better policies for better lives". To effectively fulfil this role, the OECD needs to continuously upgrade its analytical framework and to better incorporate into its recommendations the inter-linkages, trade-offs and synergies that are the defining feature of the current policy landscape."

WHAT IS THE DAC?

The Development Assistance Committee (DAC) is a subsidiary body of the OECD which serves as "the venue and voice" of the world's major bilateral donors. Since its creation in 1960 – alongside that of the OECD – the DAC has been responsible for an array of achievements in co-ordinating donor policies. This very involvement has led to an evolution whereby, over recent years, the DAC has broadened the scope of its work beyond its own membership. Most importantly, the Paris Declaration on Aid Effectiveness (March 2005) has been endorsed by over 100 countries. The DAC also serves as an international hub for the subsequent monitoring process, which is underway in over 30 developing countries. At the same time, the DAC is reaching out to non-DAC or "emerging donors". This new feature in DAC work was only able to materialise because of ever-closer DAC collaboration with the World Bank and UNDP.

Enabling effective development through inclusive partnerships for development, the DAC helps ensure better lives for people in the developing world by:

- Understanding development finance - Monitoring and sharing statistics as well as information on the architecture of official development assistance (ODA) and other flows of development finance to help ensure transparency and effectiveness.
- Strengthening aid delivery - By evaluating development programmes for aid effectiveness and conducting peer reviews in development co-operation to sharpen processes and management.
- Improving development policy - By drawing on knowledge and experiences across the world and advising on diverse development policy issues, including: aid for trade, environment, gender equality, governance and peace, and poverty reduction.
- Building partnerships for development beyond the DAC to leverage collective know-how and facilitate innovative and integrated approaches to development.

SECTION 4

The Millennium Development Goals (MDGs)

Moving forward: Last year of the MDGs and the formulation of the post-2015 development agenda.



MDG1: Eradicate extreme poverty and hunger received

AED 13.30 billion

(US \$3.62 billion) of MDG-allocated foreign aid from the UAE in 2014.

Zayed Hospital in Morocco, funded by Abu Dhabi Fund for Development, a team from the Ministry of International Cooperation and Development has evaluated the impact of the project.

(Source: Abu Dhabi Fund for Development)



THE MILLENNIUM DEVELOPMENT GOALS (MDGs)

In 2000, the leaders of the world made an unprecedented commitment: to eradicate extreme poverty and improve the health and welfare of the world's poorest people within 15 years. The year 2014 was a landmark year for global development as it marks the last year for the achievement of the MDGs, while at the same time witnessing significant progress in terms of developing the post-2015 development agenda and the Sustainable Development Goals (SDGs), the second generation of global development goals. The UAE was proud to have played a role in this process, in terms of contributing to the attainment of MDGs worldwide, as well as helping to formulate the new SDGs.


The exhibits below illustrate the UAE contributions to the eight MDGs.

EXHIBIT 30 UAE CONTRIBUTIONS TO THE EIGHT MDGs

(in AED millions and as % of total, 2014)

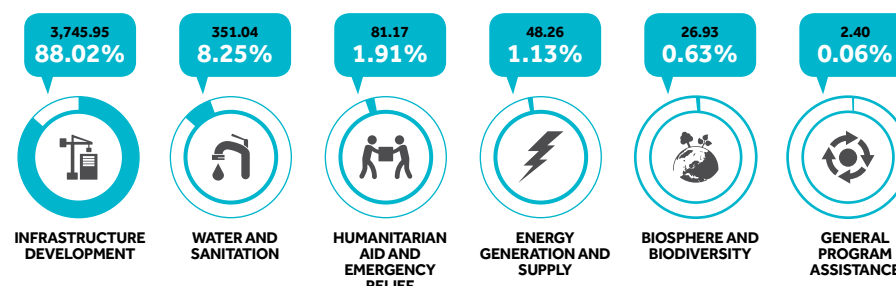
Eradicate Extreme Poverty and Hunger

13,298.69
60.39%



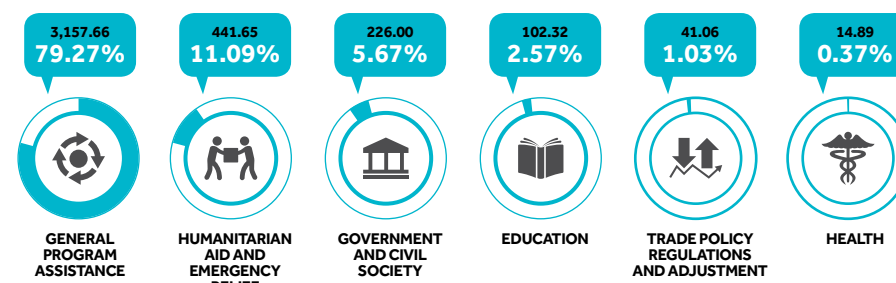
Ensure Environmental Sustainability

4,255.75
19.33%



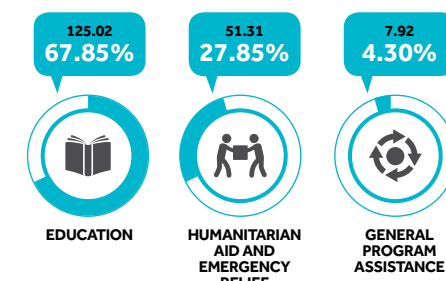
Develop Global Partnership for Development

3,983.59
18.09%



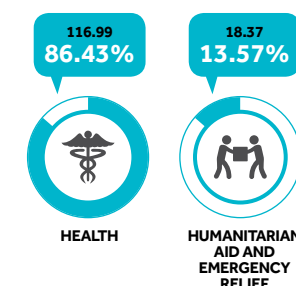
Achieve Universal Primary Education

184.25
0.84%



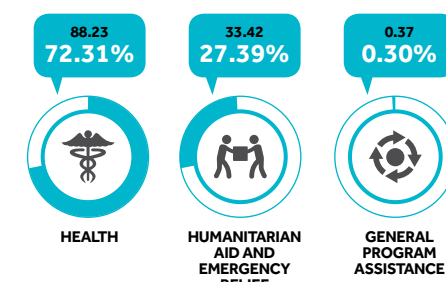
Combat HIV/AIDS Malaria and Other Diseases

135.35
0.61%



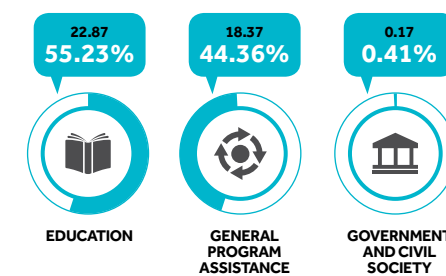
Reduce Child Mortality

122.02
0.55%



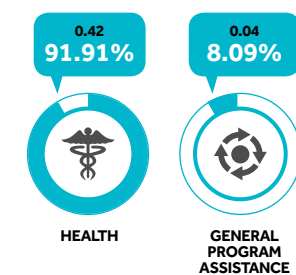
Promote Gender Equality

41.40
0.19%



Improve Maternal Health

0.45
0.002%



Grand Total
22,021.50

SECTION 5

UAE Donors



This section examines foreign aid activities undertaken in 2014 by 39 UAE donor entities, listed by volume of aid.

In 2014, 39 UAE donors

provided foreign assistance around the world.



Tanja port in Morocco, funded by Abu Dhabi Fund for Development, a team from the Ministry of International Cooperation and Development has evaluated the impact of the project.

(Source: Abu Dhabi Fund for Development)

This section outlines details of the foreign assistance given by each UAE donor entity, including recipient countries, sectors and the categories of assistance (development, humanitarian or charity). This section also illustrates how UAE donors disbursed their funds, separating them into six types: (i) bilateral assistance to governments; (ii) core contributions to multilateral organizations; (iii) other contributions to multilateral organizations; (iv) contributions to international NGOs; (v) contributions to national NGOs and civil society institutions; and (vi) direct project implementation.

A complete list of the countries assisted by UAE donor entities, by amount, can be found in Appendix 1.

UAE GOVERNMENT

A total of 18 UAE Governmental entities, including federal ministries and local departments, funded foreign aid projects in 2014. For organizational purposes, this report groups these entities together as one donor, labeled "UAE Government." Each government ministry or department has its own area of focus and preferred methods of implementation. As a group, UAE government entities form the largest UAE donor, having provided AED 14.72 billion (US \$4.01 billion), or 65.0 per cent of total UAE foreign aid in 2014.



Ardh Al-luwa bridge Project in Egypt, as part of the UAE funded development projects.
(Source: UAE Coordination Office for Overseeing the Egyptian Affairs)


- Government Entities under "UAE Government"**
- Ministry of Presidential Affairs
 - Ministry of Foreign Affairs
 - Ministry of Interior
 - Ministry of Finance
 - Ministry of International Cooperation and Development
 - Ministry of Labour
 - Ministry of Economy
 - Ministry of Environment & Water
 - UAE Armed Forces
 - Abu Dhabi Department of Finance
 - Environment Agency - Abu Dhabi
 - Abu Dhabi Education Council
 - Abu Dhabi Future Energy Co. (MASDAR)
 - Dubai Police General Headquarter
 - Department of Islamic Affairs and Charitable Activities
 - Sharjah Awqaf General Trust
 - UAE Coordination Office for overseeing the Egyptian Affairs
 - UAE Pakistan Assistance Program

EXHIBIT 31 BY ASSISTANCE CATEGORY AND SECTOR

(in AED millions and as % of total, 2014)

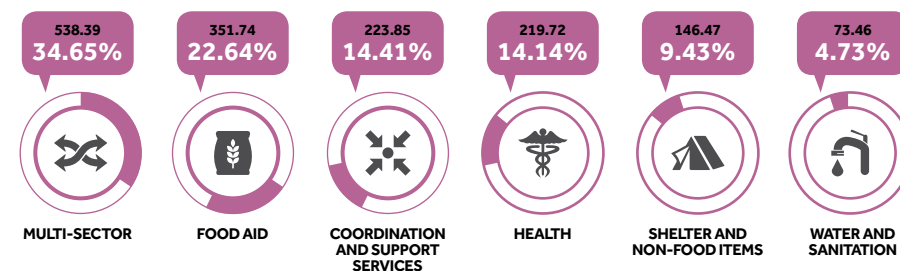
Development

13,156.08
89.35%




Humanitarian

1,553.62
10.55%



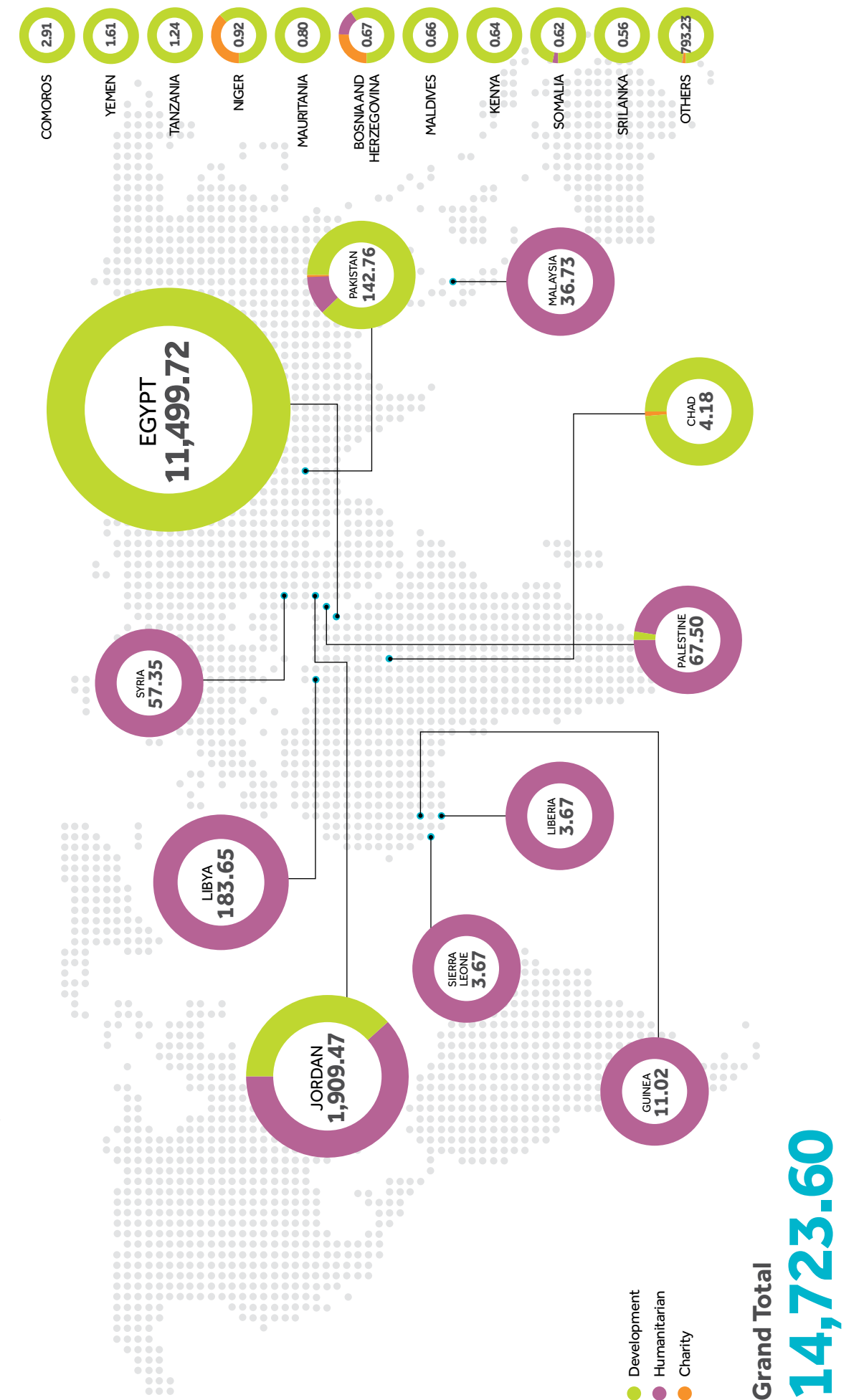
Charity

13.90
0.09%



BY ASSISTANCE CATEGORY AND COUNTRY

(in AED millions and as % of total, 2014)



ABU DHABI FUND FOR DEVELOPMENT

The Abu Dhabi Fund for Development (ADFD) was established in 1971 to provide aid to developing countries in the form of concessionary loans and grants on behalf of the Abu Dhabi Government. ADFD aims to raise living standards and tackle poverty in the developing world by utilizing a capital of AED 16 billion.

ADFD plays a supervisory role during the implementation of projects, overseeing both project development and delivery. ADFD operates with the objectives to: (1) help developing countries achieve sustainable economic development and alleviate poverty and (2) support regional and international development initiatives.



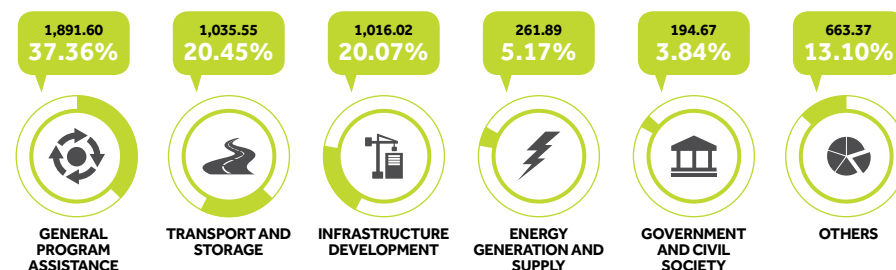
A circular road around Sattat city in Morocco, funded by Abu Dhabi Fund for Development.
(Source: Abu Dhabi Fund for Development)

EXHIBIT 32 BY ASSISTANCE CATEGORY AND SECTOR

(in AED millions and as % of total, 2014)

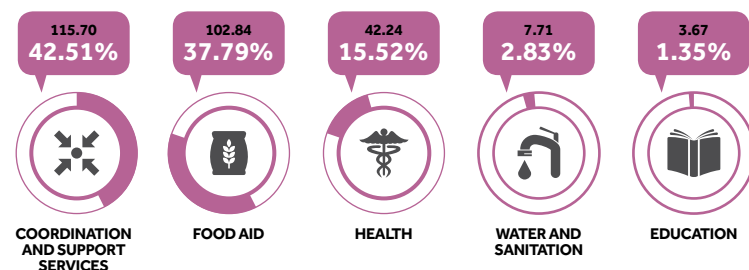
Development

5,063.09
94.90%



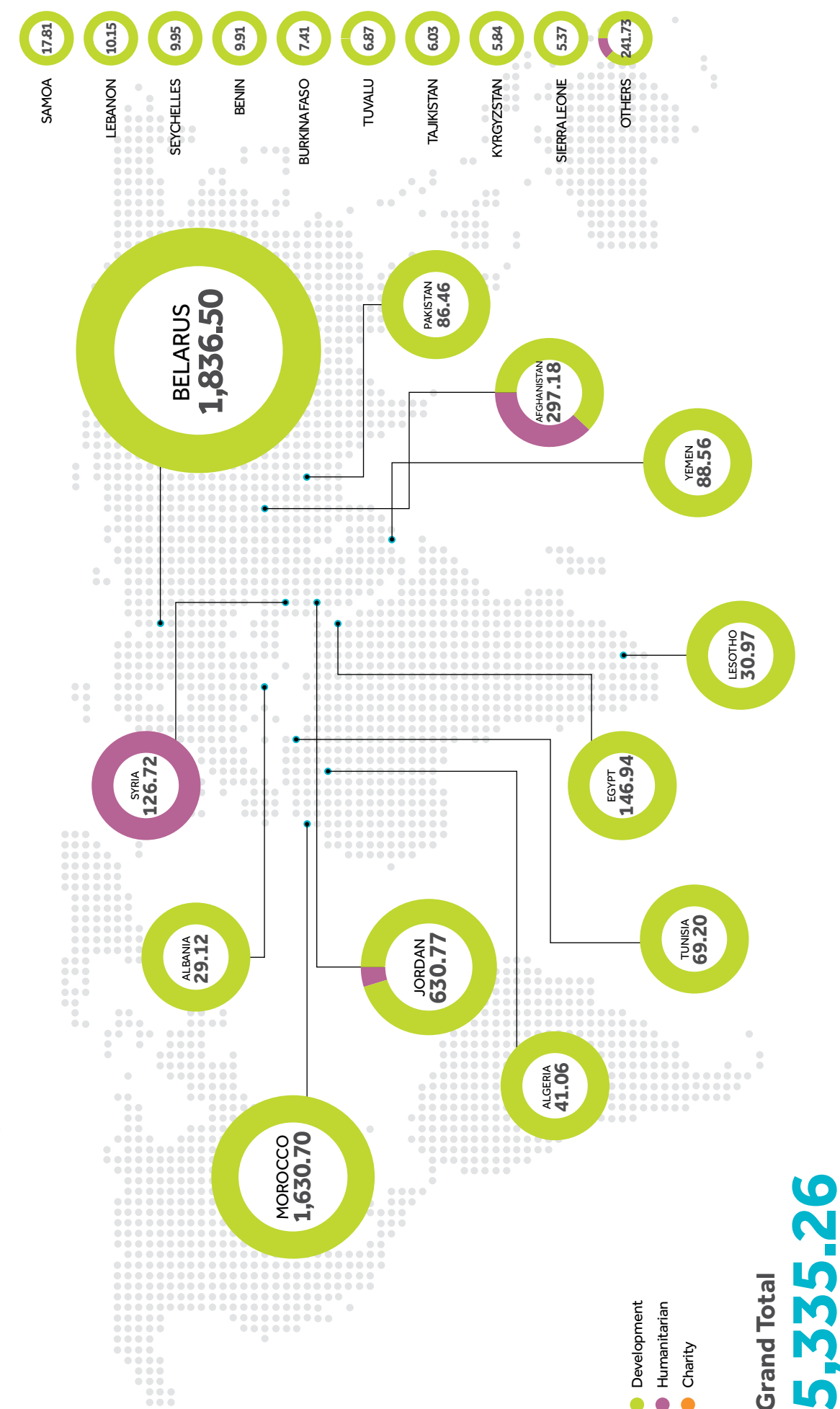
Humanitarian

272.17
5.10%



BY ASSISTANCE CATEGORY AND COUNTRY

(in AED millions and as % of total, 2014)



EMIRATES RED CRESCENT

The Emirates Red Crescent (ERC) was founded in 1983, and became a member of the International Federation of the Red Cross and Red Crescent Societies (IFRC) in 1986. The ERC works to support the official authorities in peacetime and wartime, in accordance with the provisions of Article 26 of the First Geneva Convention of 1949. In times of peace, the ERC organizes awareness programs and provides humanitarian assistance to vulnerable beneficiaries and victims of accidents and disasters. In times of war, the ERC is mandated to transfer and treat the wounded, assist prisoners within the scope of the Geneva Conventions, provide first aid and relief to victims, protect civilians, shelter the displaced and homeless, search for missing persons and reunite separated families.



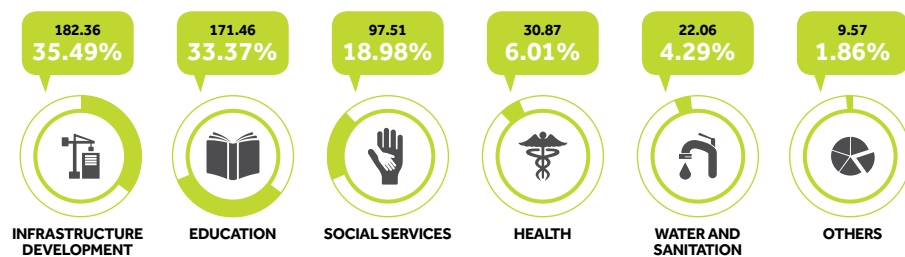
Emirates Red Crescent providing humanitarian assistance to the affected people in Gaza.
(Source: Emirates Red Crescent)

EXHIBIT 33 BY ASSISTANCE CATEGORY AND SECTOR

(in AED millions and as % of total, 2014)

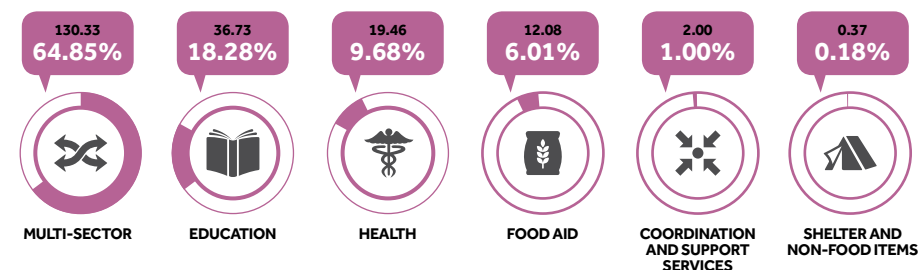
Development

513.82
59.80%




Humanitarian

200.97
23.39%



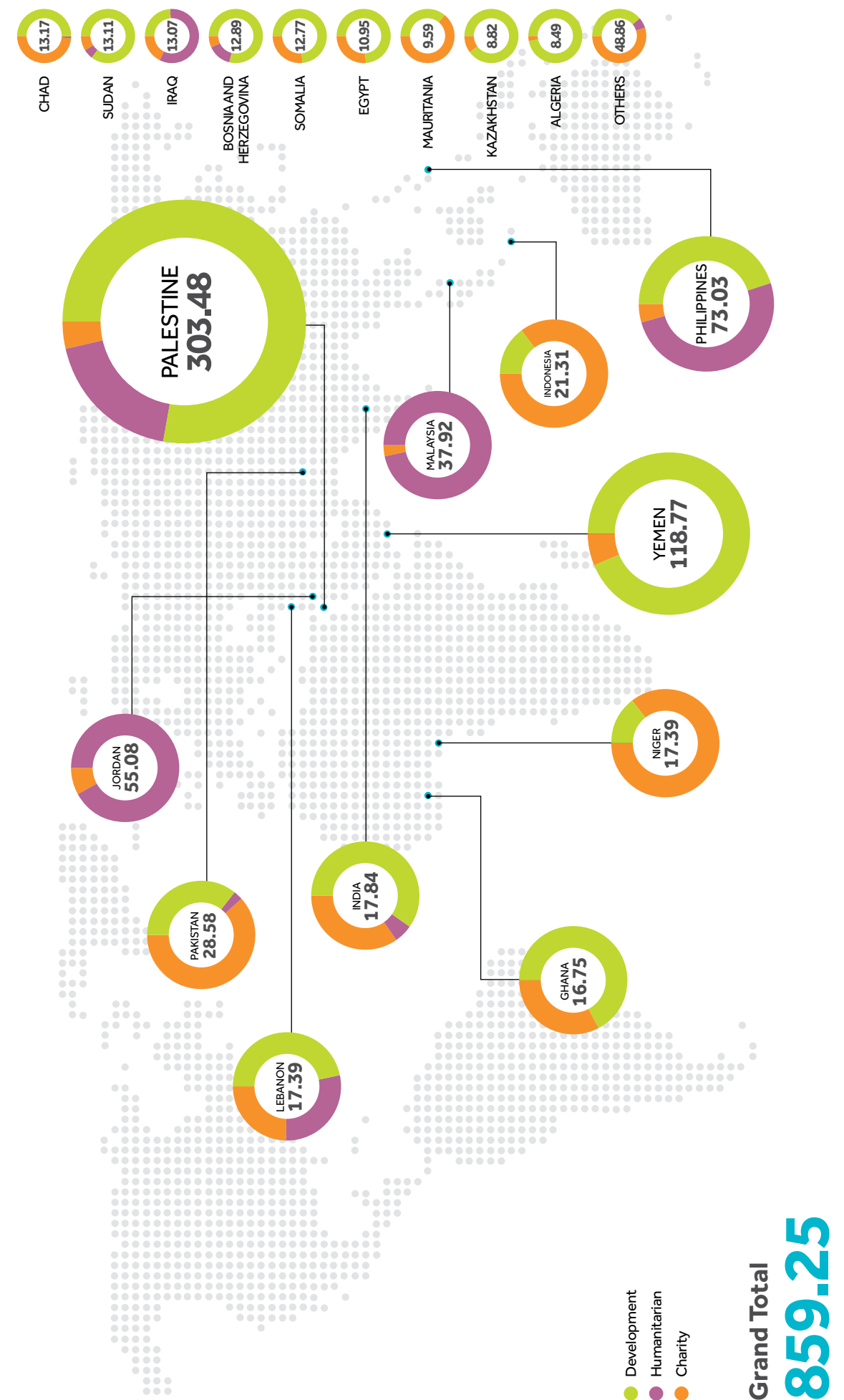
Charity

144.46
16.81%



BY ASSISTANCE CATEGORY AND COUNTRY

(in AED millions and as % of total, 2014)



Grand Total
859.25

KHALIFA BIN ZAYED AL NAHYAN FOUNDATION

The Khalifa Bin Zayed Al Nahyan Foundation was established in 2007 and is based on a general strategy comprised of three pillars: education, health and emergency response.

The foundation enters into strategic partnerships with global organizations in order to improve, review, and evaluate institutional and individual work and capacities, as well as to help implement infrastructure projects.




EXHIBIT 34 BY ASSISTANCE CATEGORY AND SECTOR

(in AED millions and as % of total, 2014)

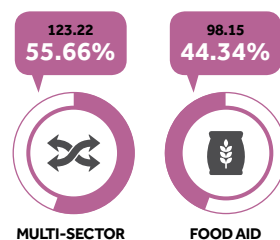
Development

411.73
49.42%




Humanitarian

221.37
26.57%



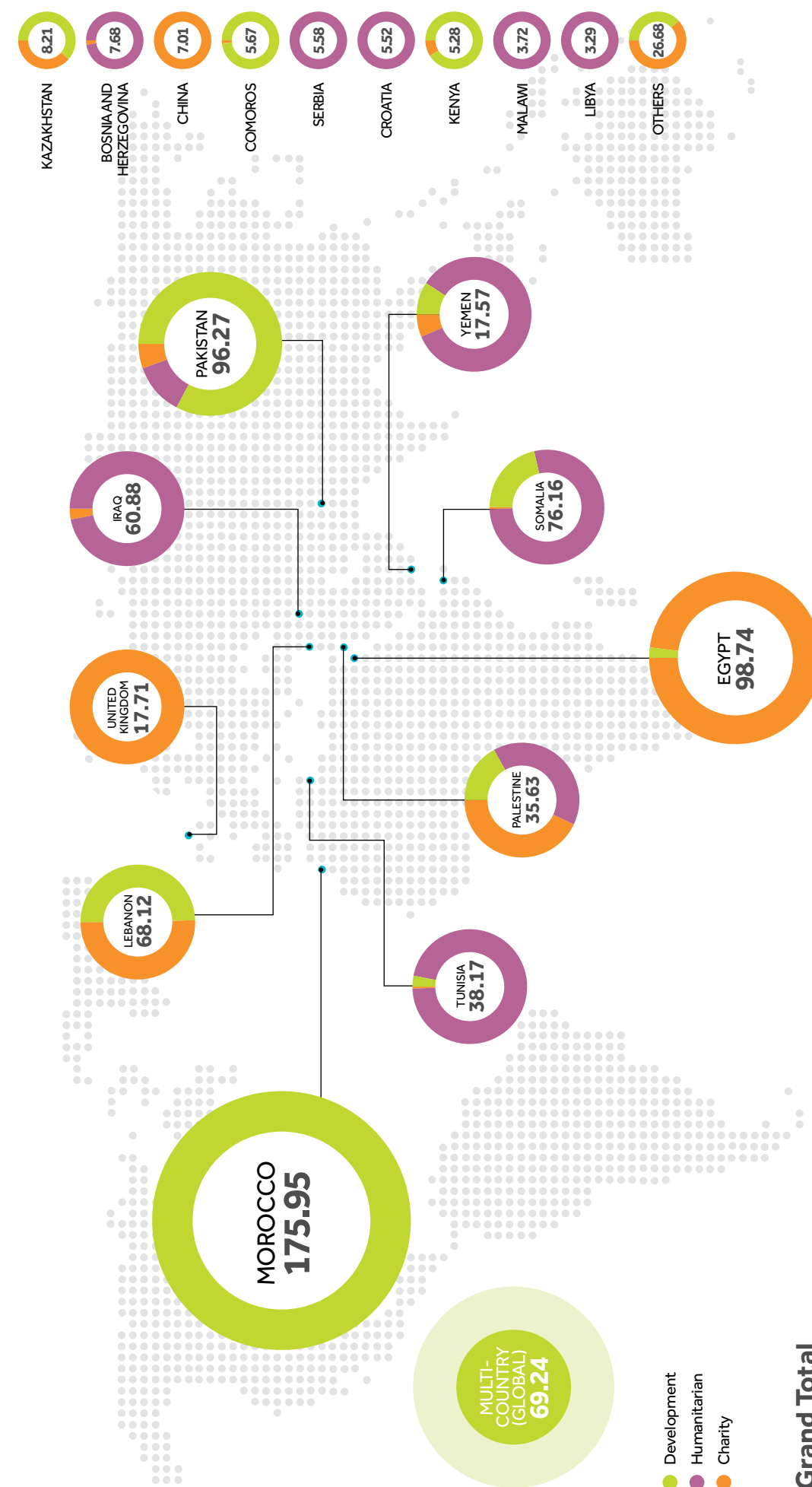
Charity

199.98
24.00%



BY ASSISTANCE CATEGORY AND COUNTRY

(in AED millions and as % of total, 2014)



Grand Total
833.09

DAR AL BER SOCIETY

The Dar Al Ber Society was established in 1978 with the aim of providing charitable assistance within and outside the UAE. The Society has a declared mission to provide victims with humanitarian assistance, reflecting the spirit of brotherhood and to achieve solidarity based on human values, the national spirit and Islamic principles.

The vision of the Society is to achieve justice and equality through effective communication and team spirit. The Society is mandated to fund resources that increase the standards of living for the poor and to consolidate the Islamic culture of the community.




Dar Al Ber Society funding free treatment project in Burundi.
(Source: Dar AL Ber Society)

EXHIBIT 35 BY ASSISTANCE CATEGORY AND SECTOR

(in AED millions and as % of total, 2014)

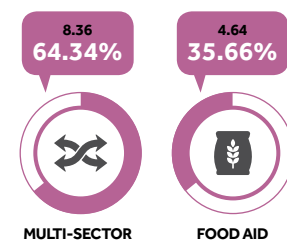
Development

48.57
27.21%




Humanitarian

13.00
7.28%



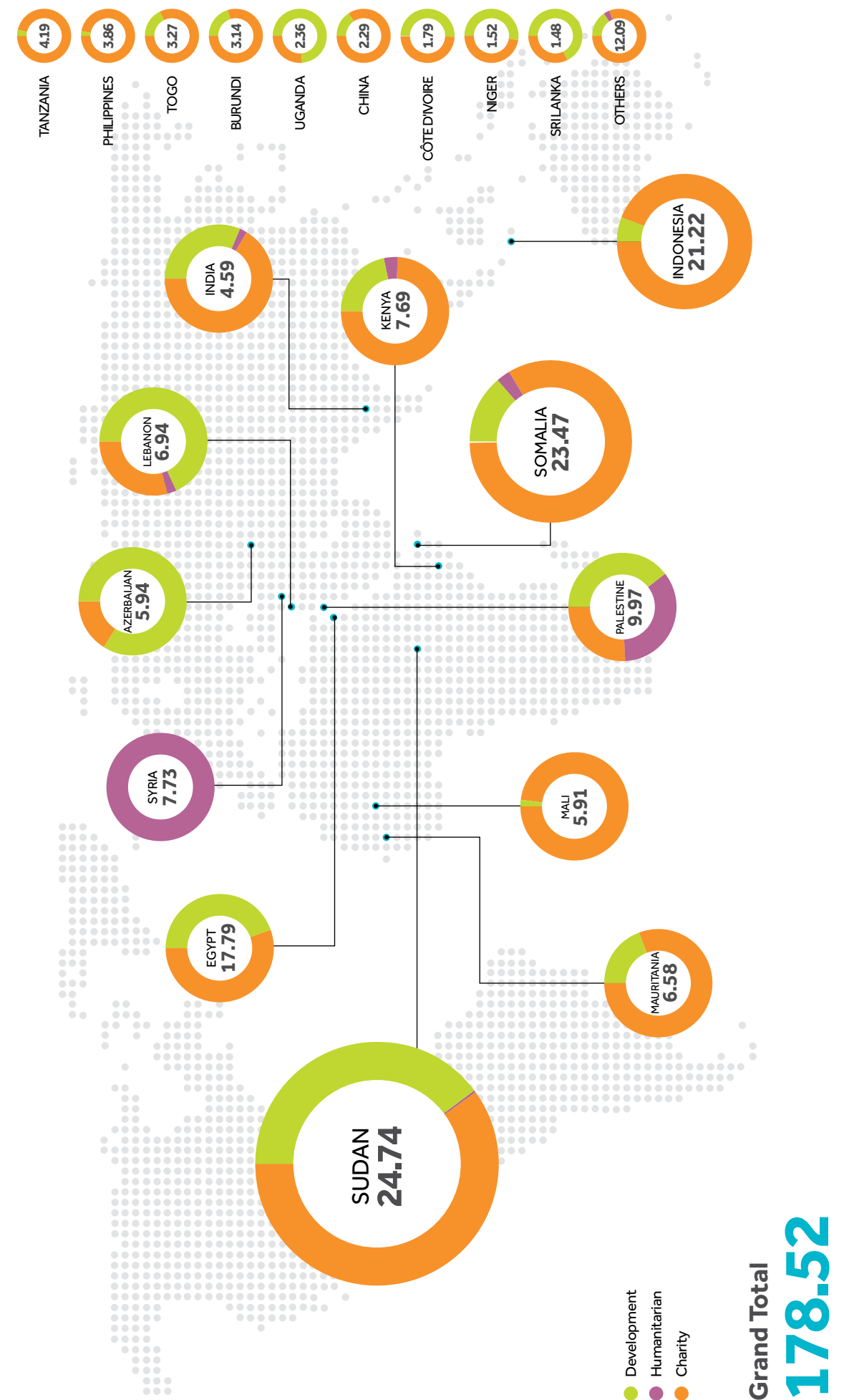
Charity

116.95
65.51%



BY ASSISTANCE CATEGORY AND COUNTRY

(in AED millions and as % of total, 2014)




Grand Total
178.52

NOOR DUBAI FOUNDATION

Since its inception in 2008, Noor Dubai Foundation has worked on the prevention and treatment of blindness and limited vision, reaching out to more than six million individuals in 18 countries across Asia and Africa. Initially established as an international charitable initiative, Noor Dubai was subsequently launched as the Noor Dubai Foundation, a non-governmental, non-profit organization aiming to help eliminate all forms of preventable blindness globally.



EXHIBIT 36 BY ASSISTANCE CATEGORY AND COUNTRY (in AED millions and as % of total, 2014)



BY ASSISTANCE CATEGORY AND SECTOR (in AED millions and as % of total, 2014)



FEATURE 3 Formation of the UAE Committee for the Coordination of Foreign Humanitarian Aid (CCHA)



In 2014 the UAE Cabinet formed the UAE Committee for the Coordination of Foreign Humanitarian Aid (CCHA). The Committee's primary focus is to promote UAE humanitarian contributions for the victims of humanitarian catastrophes and crises around the world, as well as to bolster the UAE stature in the international humanitarian arena.

- UAE Armed Forces
- Emirates Red Crescent
- Khalifa Bin Zayed Al Nahyan Foundation
- Mohammed Bin Rashid Al Maktoum Charity and Humanitarian Establishment.

The key roles of the committee are to monitor global humanitarian needs, support development of UAE humanitarian response systems, oversee and coordinate UAE humanitarian response. In addition to formulating rapid response plans for UAE humanitarian response to crises and catastrophes, the CCHA takes decisions and proposes actions for a number of issues relevant to UAE humanitarian response, including: mechanisms for enhancing coordination and integration between UAE humanitarian donors and international organizations participating in multilateral humanitarian response.

In 2014, the CCHA provided rapid humanitarian response to a number of humanitarian emergencies across the world. This included response to the Syrian Crisis, including the provision of humanitarian supplies to victims of the cold wave that affected Syrian refugees across the region; the Ebola Virus Disease in West Africa in Liberia, Sierra Leone and Guinea; and the situation in Northern Iraq, which included a proposal for the establishment of the Emirates Camp for the internally displaced people in Erbil.

The Committee, chaired by H.E. Sheikha Lubna, Minister of International Cooperation and Development, is composed of high-level representatives from the following organizations:

In terms of multilateral coordination, the CCHA have coordinated with the United Nations organizations. Multilateral discussions also included strategic discussions on how the UAE can better coordinate with International Organizations in the future.

The Ministry of International Co-operation and Development (MICAD) serves as the secretariat of the Committee, preparing the agenda, presenting information for deliberation, facilitating discussions on planned responses and reporting activities.

- Ministry of Presidential Affairs (MoPA)
- Ministry of Foreign Affairs (MoFA)
- Ministry of International Cooperation and Development (MICAD)

DUBAI CHARITY ASSOCIATION

Dubai Charity Association was established in 1994 with the purpose of providing charity and humanitarian aid inside and outside the UAE. Dubai Charity Association vision is to lead the way of providing humanitarian services, and fulfill both donors and recipients' needs through the humanitarian and charity work, in addition to ensuring the highest income through donation mobilization and deliver it to people in need or use it to fund various charity projects inside and outside the UAE in response to humanitarian emergencies based on the rightful bases.



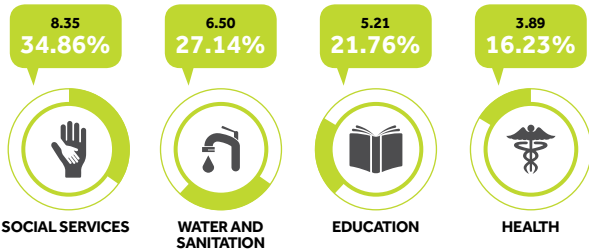
Building houses for the poor in China, funded by Dubai Charity Association.
(Source: Dubai Charity Association)

EXHIBIT 37 BY ASSISTANCE CATEGORY AND SECTOR

(in AED millions and as % of total, 2014)

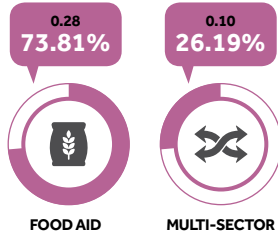
Development

23.96
29.90%




Humanitarian

0.38
0.48%



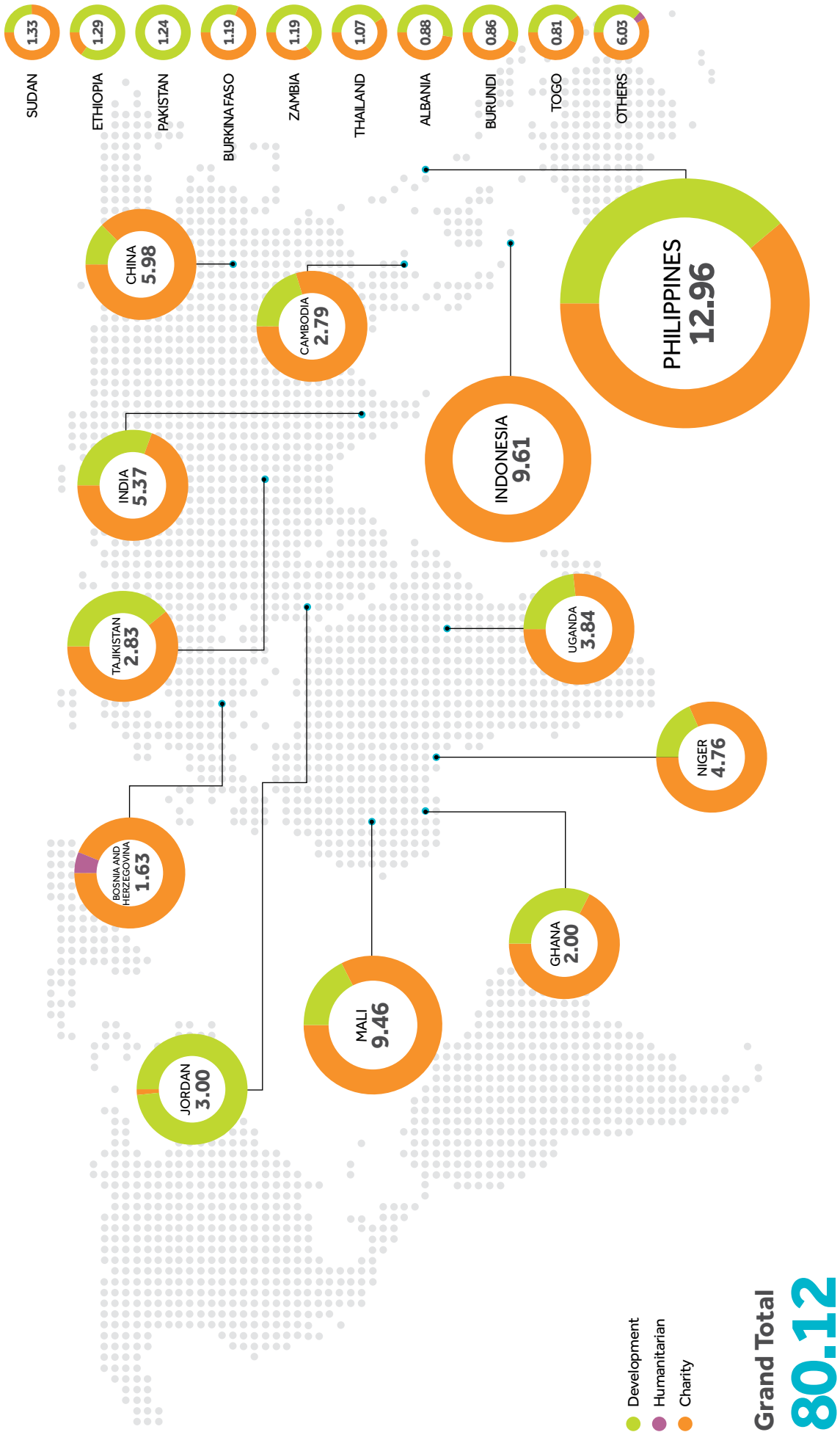
Charity

55.78
69.62%



BY ASSISTANCE CATEGORY AND COUNTRY

(in AED millions and as % of total, 2014)



Development
Humanitarian
Charity

Grand Total
80.12

DUBAI CARES

Dubai Cares was launched in September 2007 as a philanthropic organization working to provide children in developing countries with access to quality primary education, regardless of gender, ethnicity or religion. The organization's mission is realized through integrated programs that eliminate the underlying obstacles that prevent children from going to school and learning. This is achieved through school feeding, deworming activities, early childhood education, curriculum development, literacy and numeracy through teacher training, school infrastructure as well as Water, Sanitation and Hygiene in schools. Gender equality is a cross cutting theme in all Dubai Cares' education programs with an approach that aims to secure equal access for boys and girls to safe learning environments with adequate facilities, materials and academic support from qualified teachers and engaged communities. Central to Dubai Cares' approach is a focus on monitoring, evaluation and learning. Through the design and support of catalytic and innovative programs, Dubai Cares seeks to test alternative models and hypothesis that can increase the impact of interventions and contribute to the global body of evidence-based best practices.



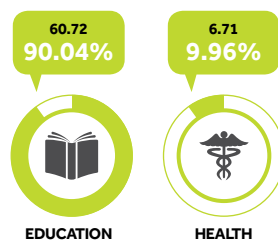
Dubai Cares' programs support educational initiatives as a way out of poverty.
(Source: Dubai Cares)

EXHIBIT 38 BY ASSISTANCE CATEGORY AND SECTOR

(in AED millions and as % of total, 2014)

Development

67.43
87.26%



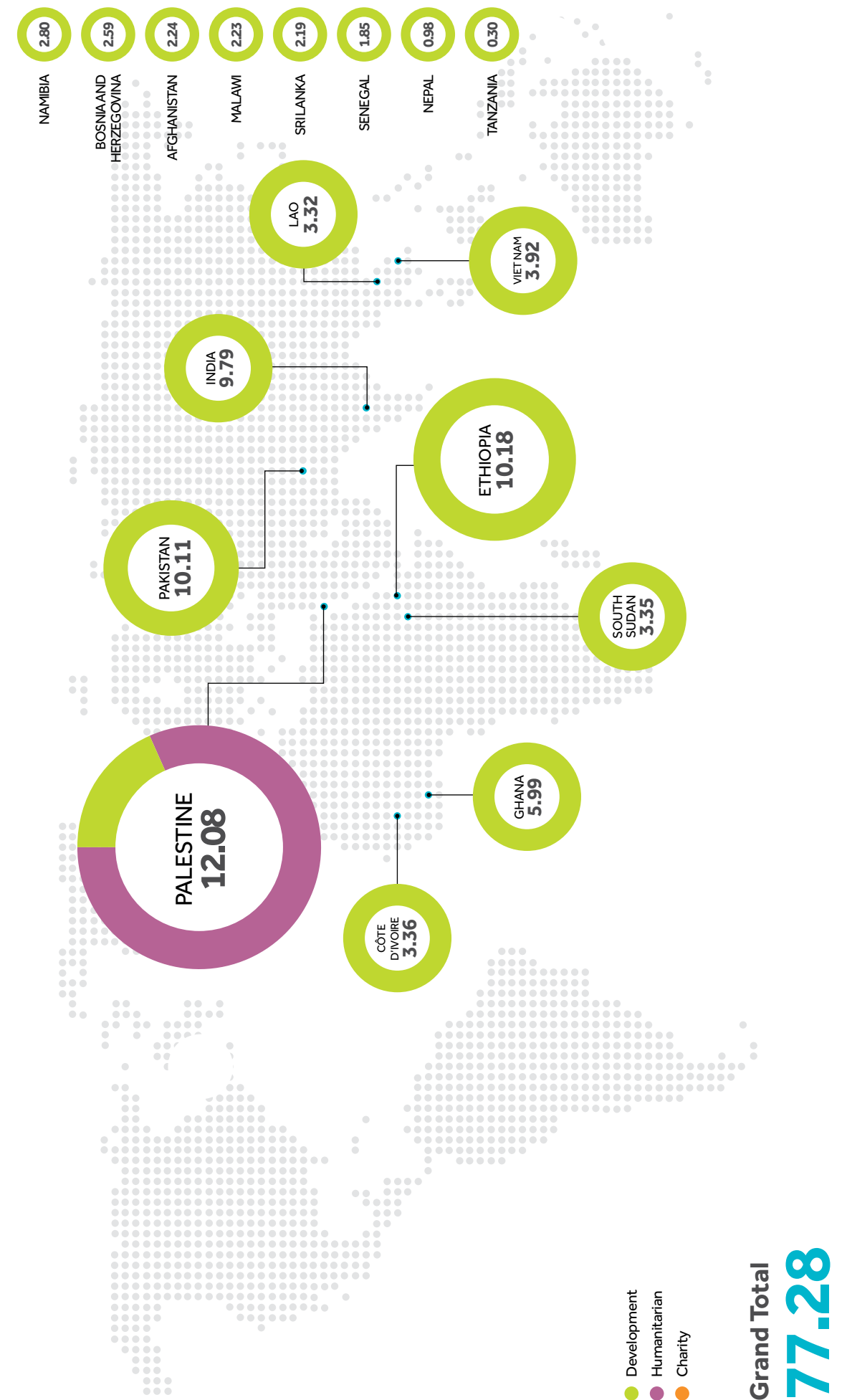
Humanitarian

9.85
12.74%



BY ASSISTANCE CATEGORY AND COUNTRY

(in AED millions and as % of total, 2014)



SHARJAH CHARITY ASSOCIATION

The Sharjah Charity Association was founded in 1989 to provide development, humanitarian and charitable assistance within and outside the UAE, particularly to underprivileged families. Its activities include sponsoring students, assisting orphans and disadvantaged families, setting up schools, clinics, and mosques, and responding to emergencies arising from natural and man-made disasters.




Sharjah Charity Association funding a project to drill wells in the city of Chiang Rai, Thailand.
(Source: Sharjah Charity Association)

EXHIBIT 39 BY ASSISTANCE CATEGORY AND SECTOR

(in AED millions and as % of total, 2014)

Development

11.97
16.17%




Humanitarian

10.81
14.61%



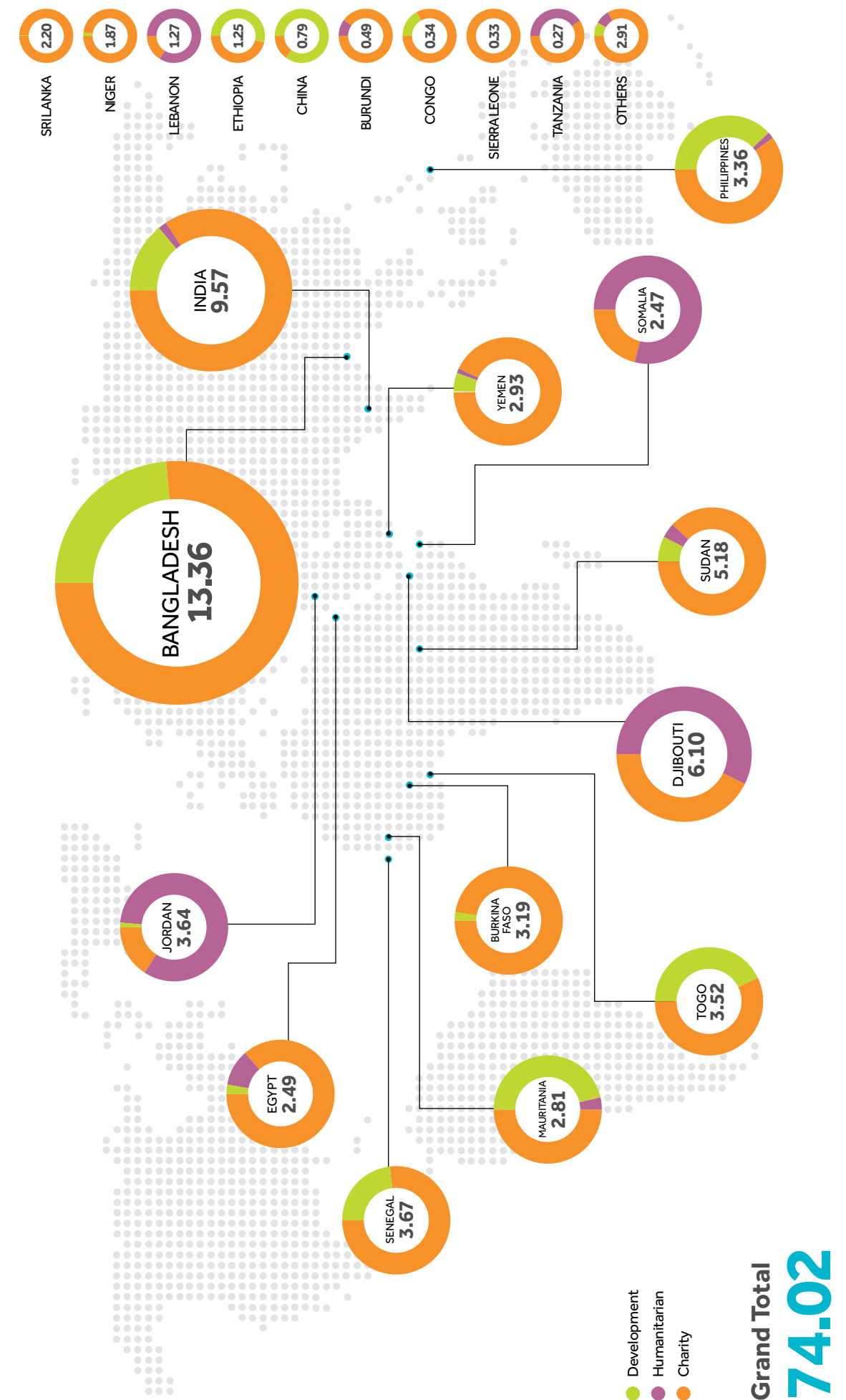
Charity

51.24
69.22%



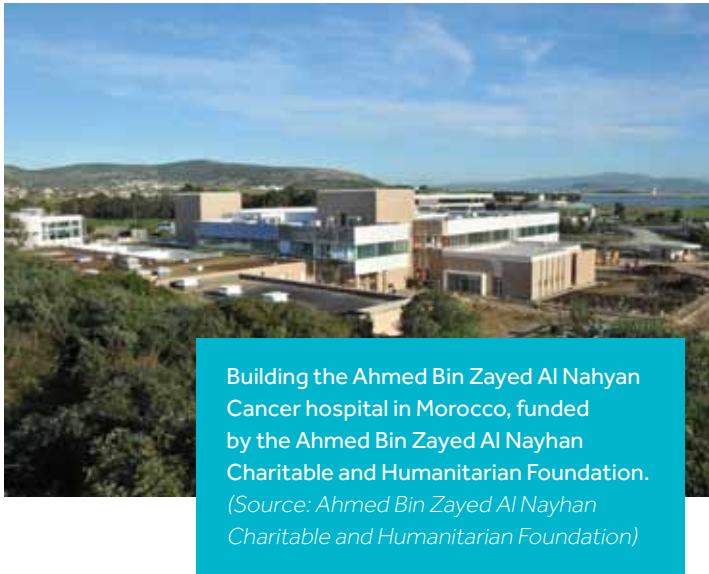
BY ASSISTANCE CATEGORY AND COUNTRY

(in AED millions and as % of total, 2014)



AHMED BIN ZAYED AL NAHYAN CHARITABLE AND HUMANITARIAN FOUNDATION

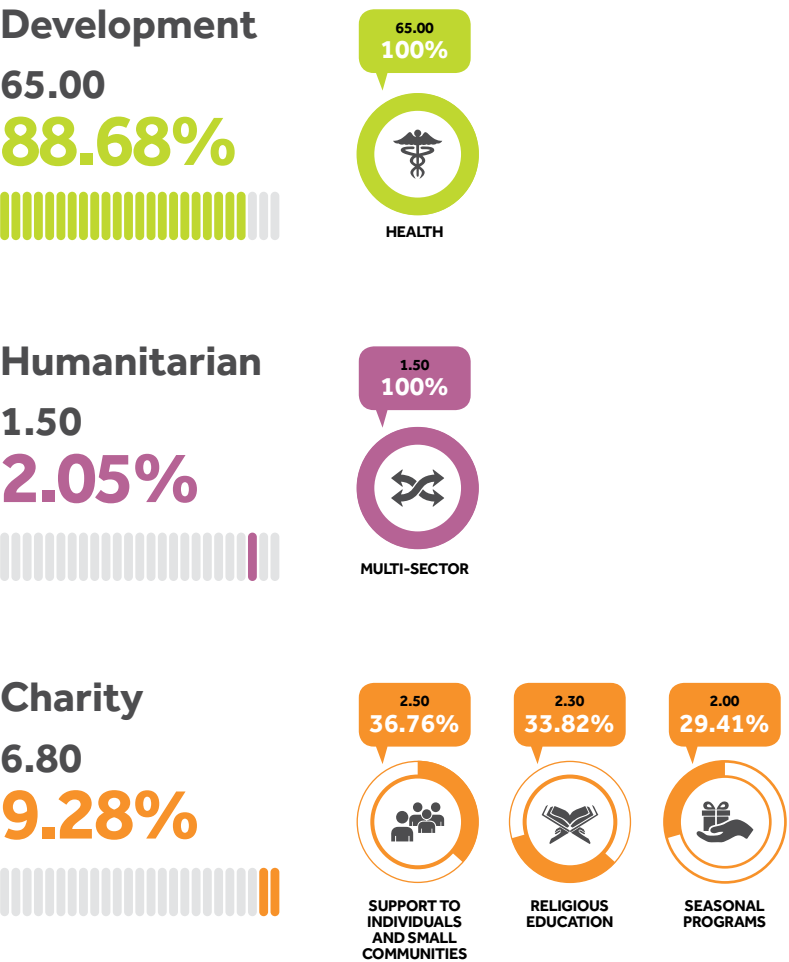
The Ahmed Bin Zayed Al Nahyan Charitable and Humanitarian Foundation was established in 2010 to help support vulnerable communities in developing countries by contributing to the establishment and management of civil institutions that provide welfare services. To this end, the Foundation runs public awareness campaigns, provides education and healthcare facilities, and maintains cultural and religious centres.



Building the Ahmed Bin Zayed Al Nahyan Cancer hospital in Morocco, funded by the Ahmed Bin Zayed Al Nayhan Charitable and Humanitarian Foundation. (Source: Ahmed Bin Zayed Al Nayhan Charitable and Humanitarian Foundation)

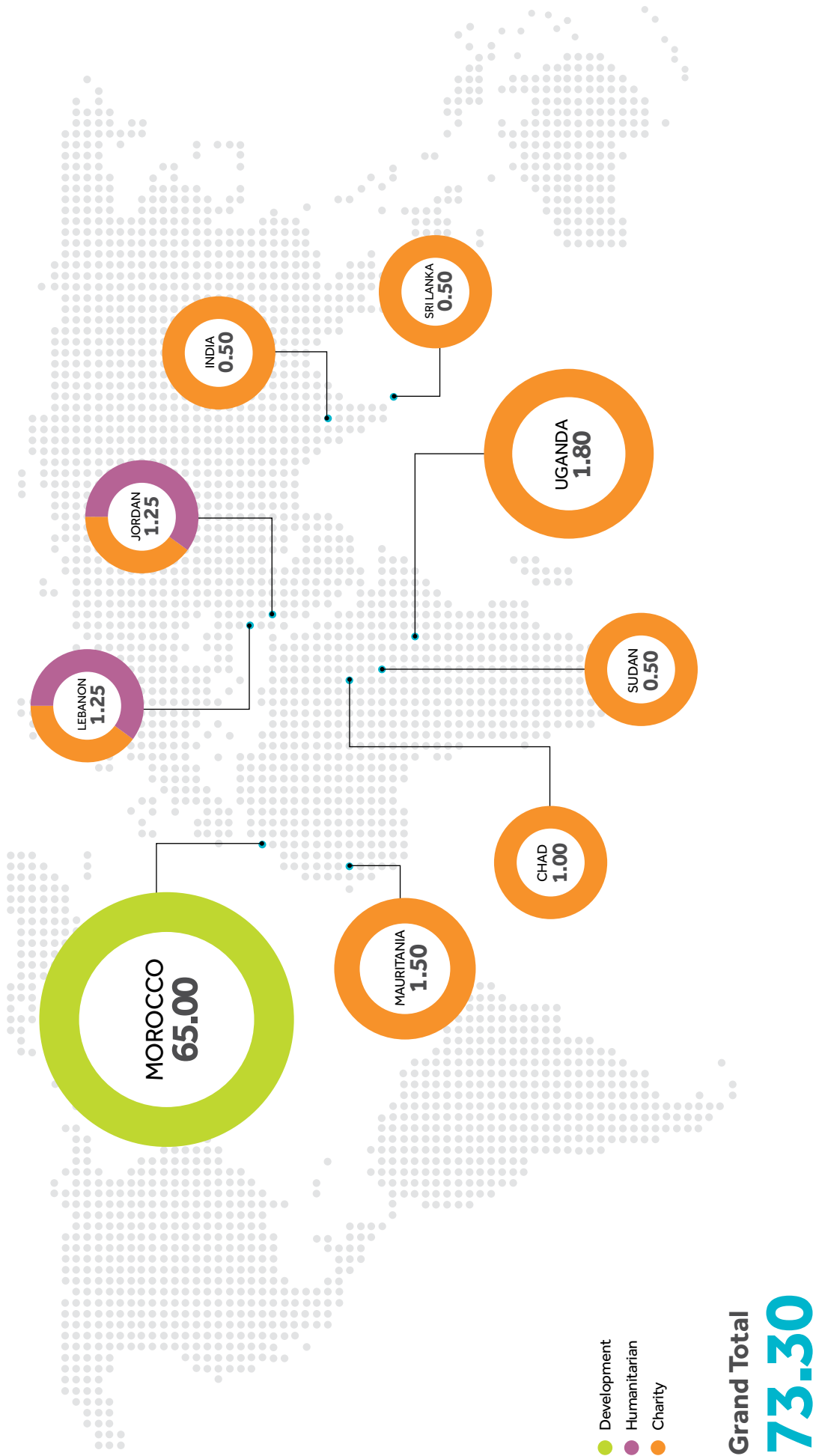
EXHIBIT 40 BY ASSISTANCE CATEGORY AND SECTOR

(in AED millions and as % of total, 2014)



BY ASSISTANCE CATEGORY AND COUNTRY

(in AED millions and as % of total, 2014)



AL MAKTOUN FOUNDATION

The Al Maktoum Foundation commenced its work in 1997 and works across the world to improve and promote the quality of higher education, social and economic welfare, and healthcare practices. The Foundation has 20 offices across the world, 17 of which are in Africa.

In 1999 the headquarters of the Foundation was inaugurated in Dubai.




Al Maktoum Foundation distributing a variety of materials to the Center for Women and Street Children in Kabul, Afghanistan.
(Source: Al Maktoum Foundation)

EXHIBIT 41 BY ASSISTANCE CATEGORY AND SECTOR

(in AED millions and as % of total, 2014)


Development

42.92
63.22%



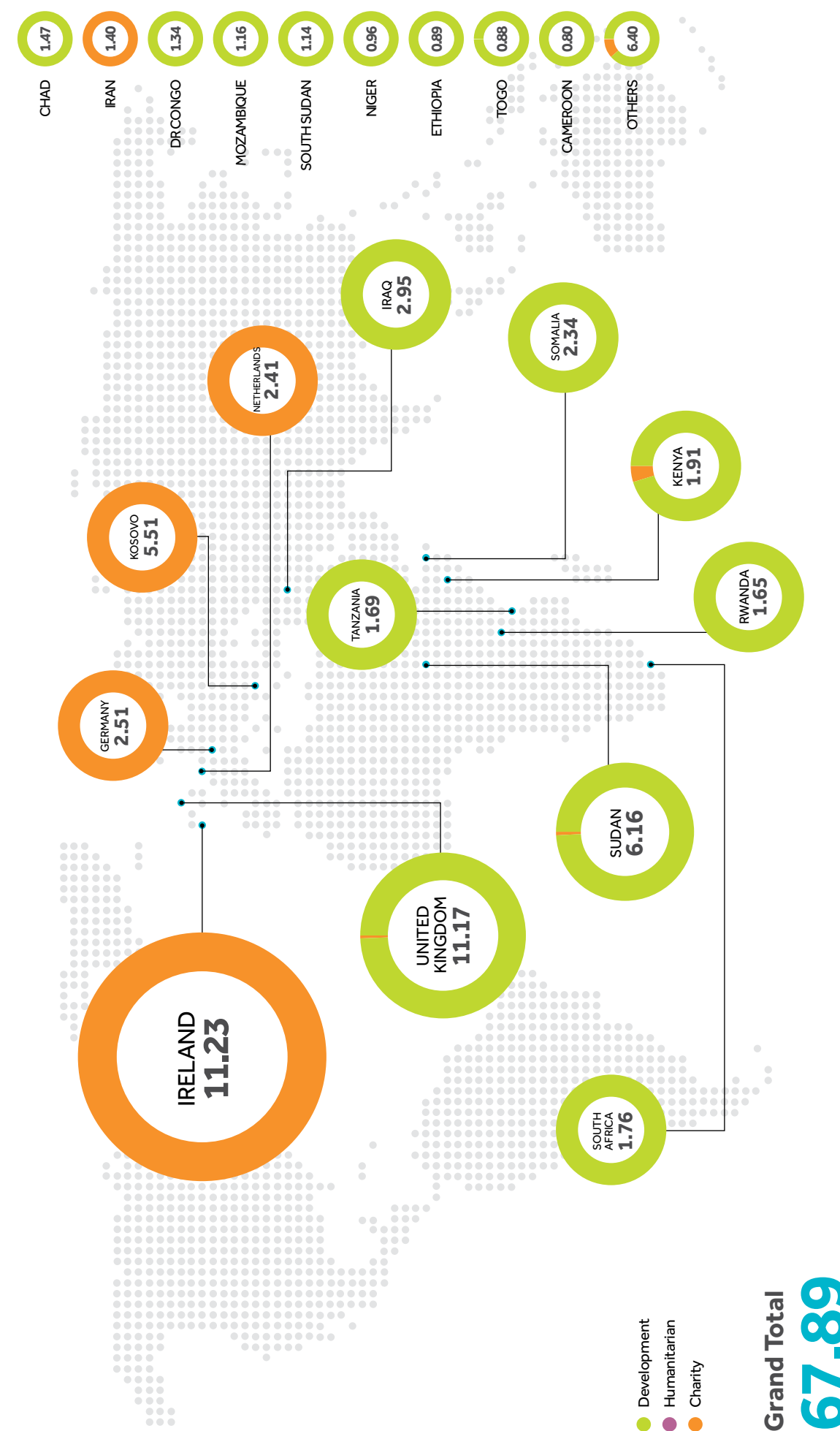
Charity

24.97
36.78%



BY ASSISTANCE CATEGORY AND COUNTRY

(in AED millions and as % of total, 2014)



Development
Humanitarian
Charity

Grand Total
67.89

MOHAMMED BIN RASHID AL MAKTOUM HUMANITARIAN AND CHARITY ESTABLISHMENT

The Mohammed Bin Rashid Al Maktoum Humanitarian and Charity Establishment was set up in 1997 with the aim of helping underprivileged people to improve their educational, health and economic conditions.

The humanitarian services of this establishment go beyond Dubai and the UAE to those in need all around the world. These services include financial aid to impoverished families, in addition to education and food. They include maintaining and building houses for citizens, financing charitable projects in the education and health sectors, construction of mosques, providing aid to people with disabilities and for sponsoring orphans.




Mohammad bin Rashid Al Maktoum Humanitarian and Charitable Foundation opening the Sheikh Zayed Al Nahyan School in Tajikistan.
(Source: Mohammad bin Rashid Al Maktoum Humanitarian and Charitable Foundation)

EXHIBIT 42 BY ASSISTANCE CATEGORY AND SECTOR

(in AED millions and as % of total, 2014)

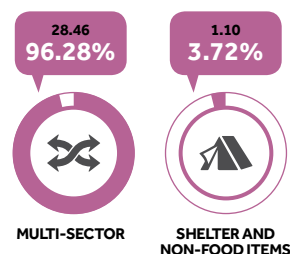
Development

17.19
29.79%




Humanitarian

29.56
51.22%



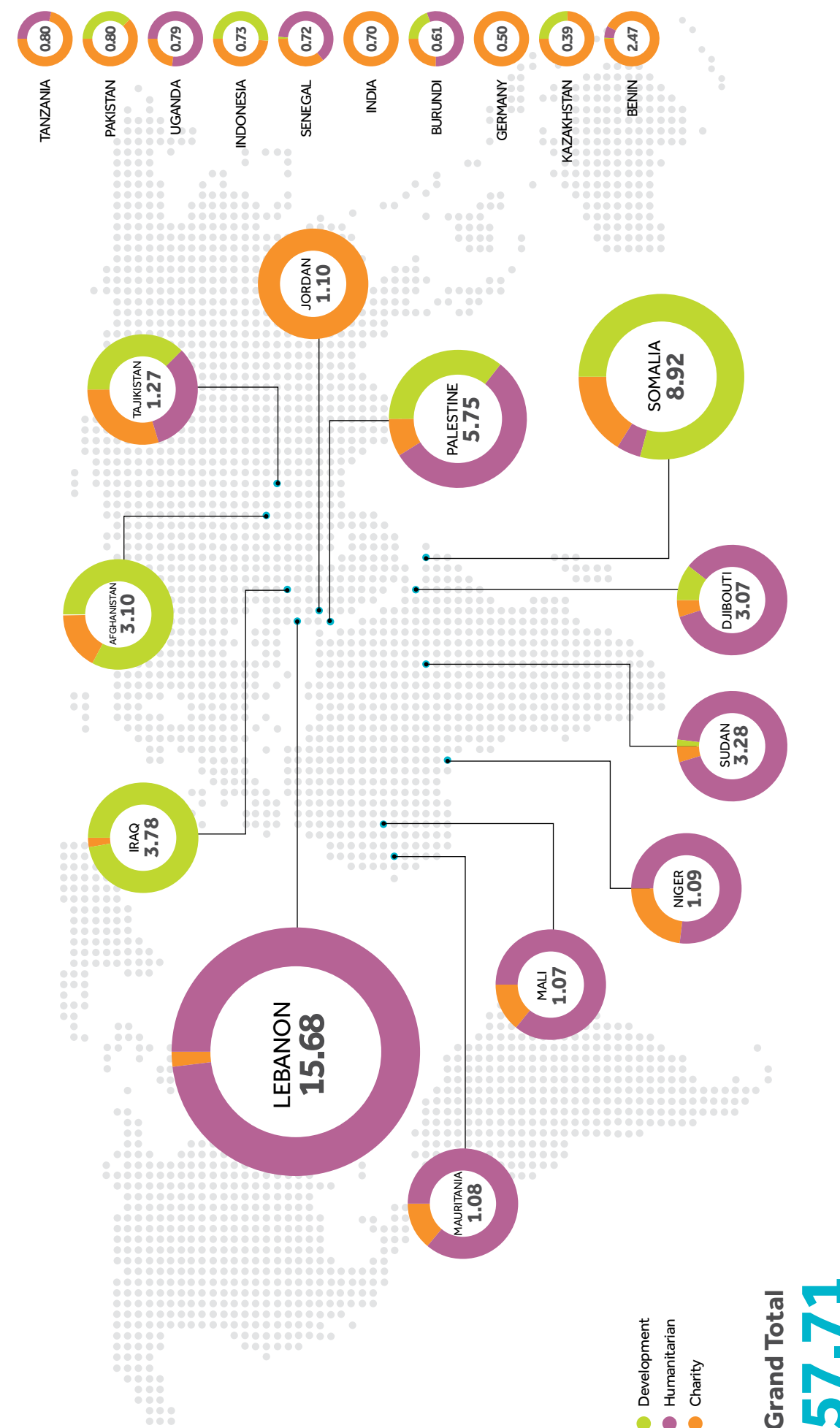
Charity

10.96
18.99%



BY ASSISTANCE CATEGORY AND COUNTRY

(in AED millions and as % of total, 2014)



Development
Humanitarian
Charity


Grand Total
57.71

INTERNATIONAL HUMANITARIAN CITY

International Humanitarian City (IHC) was established in 2003 as a leading global humanitarian logistics hub connecting east and west, empowering its members to create lasting change in the lives of people in need. Based in Dubai, the IHC has grown into a major humanitarian logistics hub, hosting nine United Nations agencies and 41 international humanitarian organizations and commercial companies. IHC is a non-profit, independent free zone authority mandated by the Government of Dubai to facilitate international humanitarian aid by (1) supplying leading humanitarian actors with world-class logistics infrastructure, value-added services and administrative support, (2) providing strengthened aid responses and (3) facilitating coordination and collaboration among all aid providers. The IHC's capabilities and strategic location — within eight hours by air to two-thirds of the world's population — have helped deliver assistance in some of the worst humanitarian crises of the past decade, including the 2004 tsunami in Southeast Asia, the recurring drought in the Horn of Africa, civil unrest in Afghanistan and Darfur, and the 2010 earthquake in Haiti. Also, IHC has been heavily engaged in the emergency responses to Syria and Philippines.

EXHIBIT 43 BY ASSISTANCE CATEGORY AND COUNTRY

(in AED millions and as % of total, 2014)



BY ASSISTANCE CATEGORY AND SECTOR

(in AED millions and as % of total, 2014)

Humanitarian

51.57
100%



Sending urgent relief items to Gaza Strip during the Israeli incursion from the warehouses at the International Humanitarian City (IHC), Dubai.
(Source: International Humanitarian City)



Preschool education hall in a school, within the project of building 100 schools in 18 governorates in Egypt, as part of the UAE funded development projects.
(Source: UAE Coordination Office for Overseeing the Egyptian Affairs)

AL RAHMA CHARITY ASSOCIATION

Initially established in December 1988 as the Zakat and Alms Committee, the organization changed its name to the Al Rahma Charity Association in May 2004, in order to reflect the expansion of its work. Today, the Association constructs and supports schools, orphanages, mosques and wells. It also assists orphans, displaced and poor families, as well as disbursing Zakat and alms.

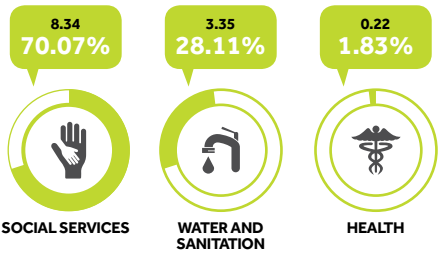


Building a well in Myanmar, funded by Al Rahmah Charity Association.
(Source: Al Rahmah Charity Association)


EXHIBIT 44 BY ASSISTANCE CATEGORY AND SECTOR

(in AED millions and as % of total, 2014)

Development
11.90
34.43%

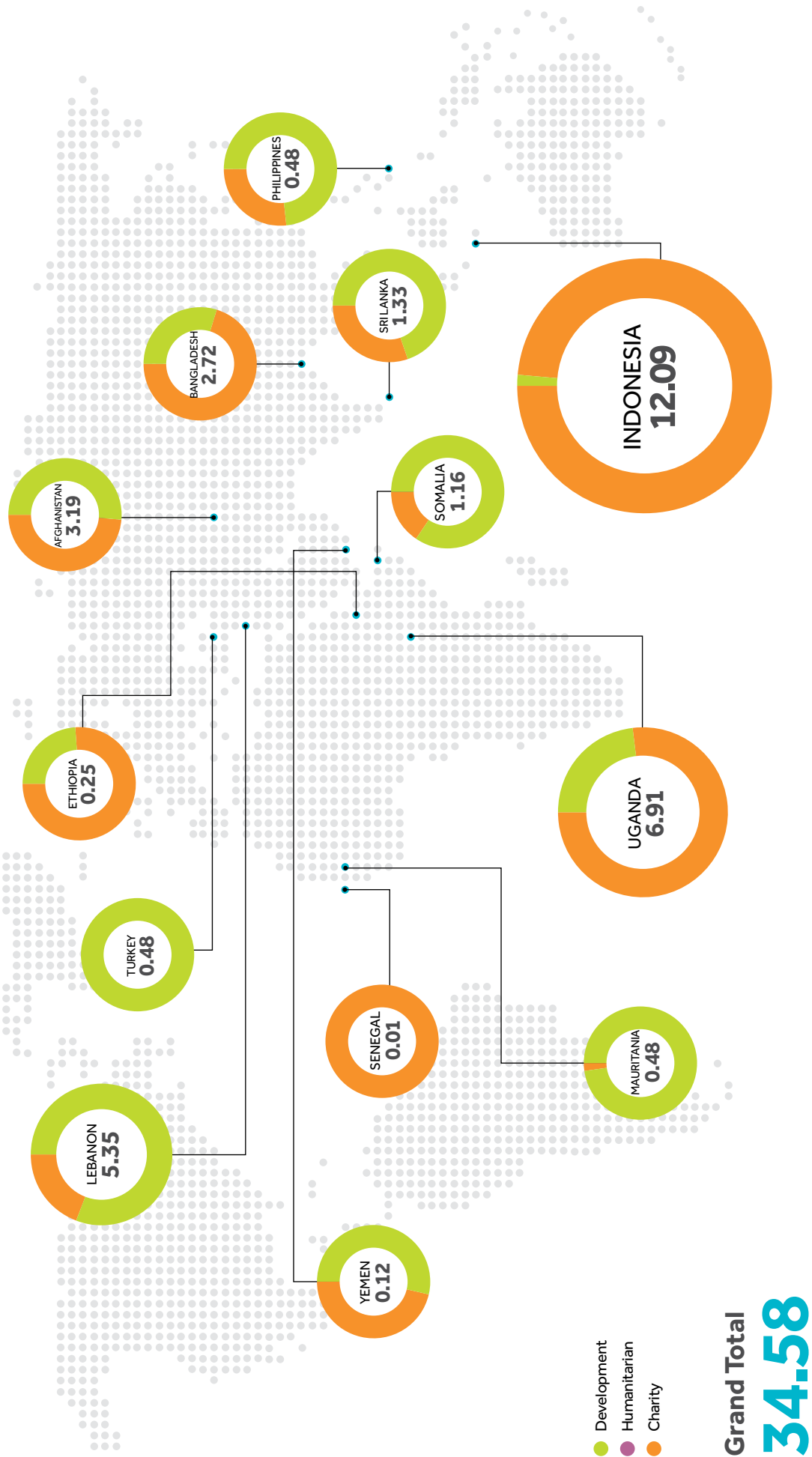


Charity
22.67
65.57%



BY ASSISTANCE CATEGORY AND COUNTRY

(in AED millions and as % of total, 2014)



Development
Humanitarian
Charity

Grand Total
34.58

SHARJAH CHARITY HOUSE

Sharjah Charity House was founded as an endowment in 1996. It conducts development and charitable activities both inside the UAE and abroad, such as sponsoring orphans, building and maintaining mosques, providing social welfare services and digging wells.

The Sharjah Charity House also provides support of the disabled. Sharjah Charity House works with Sharjah City for Humanitarian Services, to support its efforts to improve community services for people with special needs, as part of a campaign launched by the Sharjah Media Corporation.




Sharjah Charity House drilling water wells in Sri Lanka.
(Source: Sharjah Charity House)

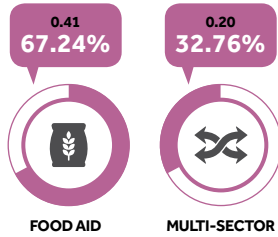
EXHIBIT 45 BY ASSISTANCE CATEGORY AND SECTOR

(in AED millions and as % of total, 2014)


Development
16.72
50.18%



Humanitarian
0.61
1.83%

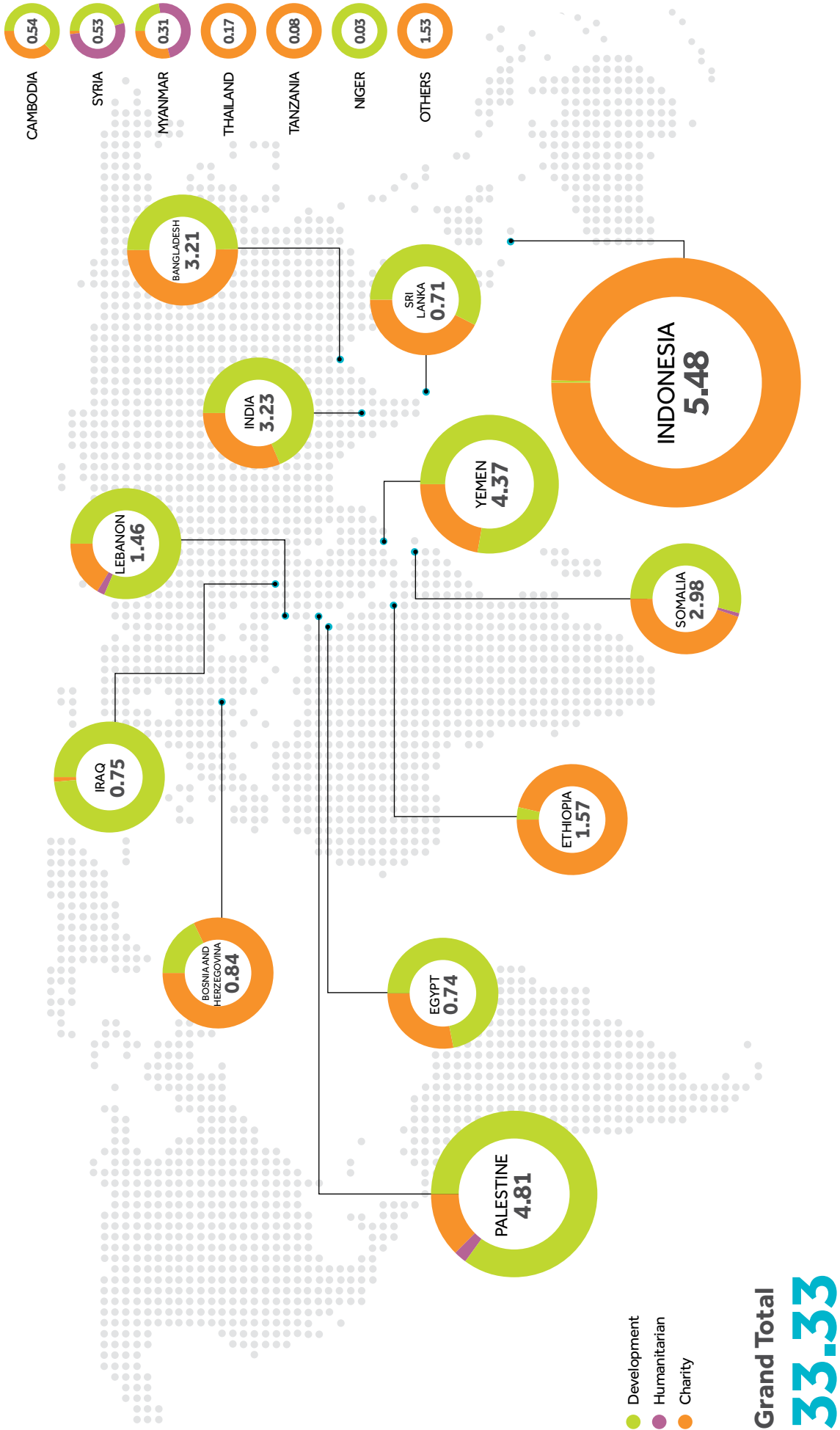


Charity
15.99
47.99%



BY ASSISTANCE CATEGORY AND COUNTRY

(in AED millions and as % of total, 2014)



Grand Total
33.33

ZAYED BIN SULTAN AL NAHYAN CHARITABLE AND HUMANITARIAN FOUNDATION

The Zayed Bin Sultan Al Nahyan Charitable and Humanitarian Foundation was established in August 1992 in order to conduct philanthropic activities and provide social services both within and outside the UAE. Its projects are implemented through UAE embassies by employing contractors and in partnership with other UAE, local or international aid organizations.



Constructing a library, a laboratory, and a stadium in Adam Barakah University in Chad.
(Source: Zayed Bin Sultan Al Nahyan Charitable and Humanitarian Foundation)

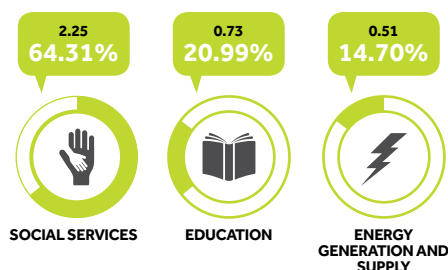
EXHIBIT 46 BY ASSISTANCE CATEGORY AND SECTOR

(in AED millions and as % of total, 2014)

Development

3.50


35.76%



Charity

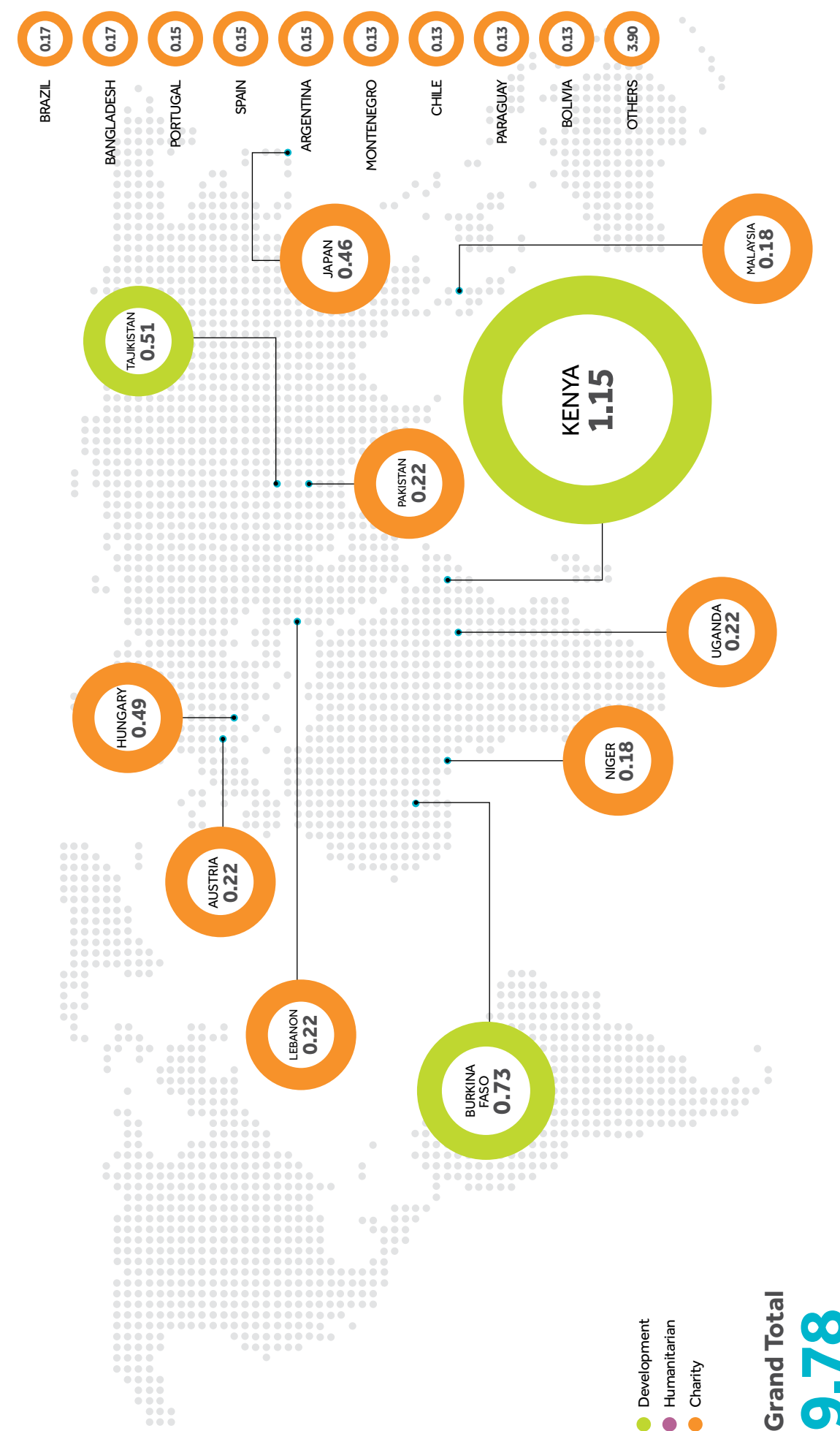
6.28

64.24%



BY ASSISTANCE CATEGORY AND COUNTRY

(in AED millions and as % of total, 2014)



Development
Humanitarian
Charity

Grand Total
9.78

THE BIG HEART FOUNDATION

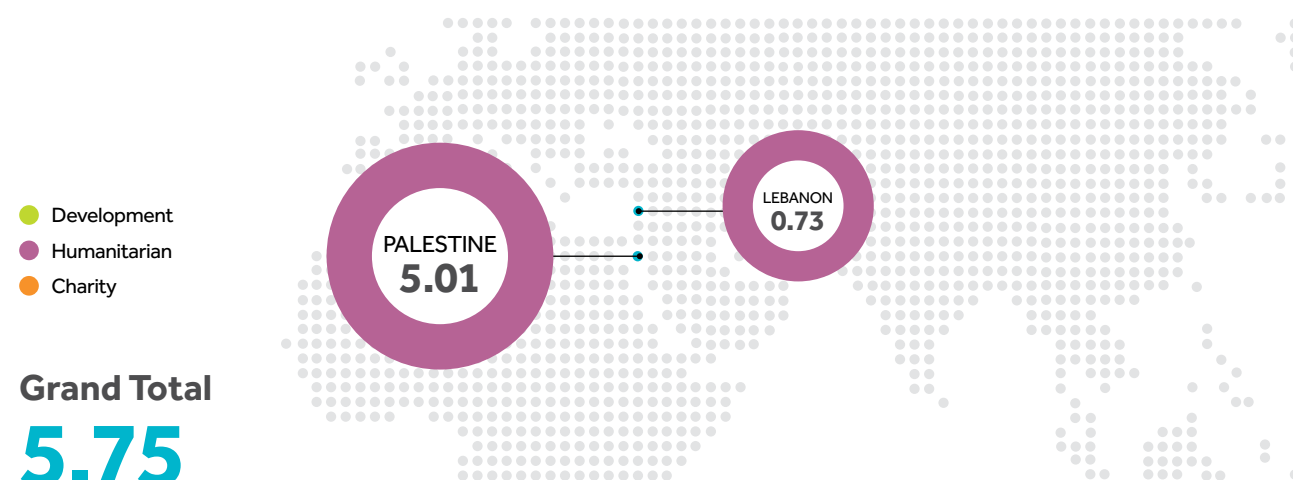
The Big Heart Foundation was established and is currently led by Her Highness Sheikha Jawaher Bint Mohammed Al Qassimi, two years after her appointment as the UNHCR Eminent Advocate for Refugee Children. The foundation aims to protect refugee children and to spread awareness about the plight of refugees in general, as well as to provide humanitarian relief to children living in countries and areas affected by wars and unrest throughout the world. The Big Heart Foundation now officially manages the Salam Ya Seghar Campaign that supports Palestinian refugee children as well as the Big Heart Campaign for Syrian refugee children, both launched under the guidance of Her Highness in 2007 and 2013, respectively.



The medical clinic in Al Zaatari camp for Syrian refugees, funded by the Big Heart Foundation.
(Source: The Big Heart Foundation)

EXHIBIT 47 BY ASSISTANCE CATEGORY AND COUNTRY

(in AED millions and as % of total, 2014)

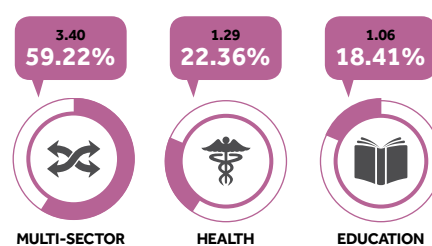


BY ASSISTANCE CATEGORY AND SECTOR

(in AED millions and as % of total, 2014)

Humanitarian

5.75
100%



FEATURE 4

The UAE's Growing Momentum for Renewable Energy: Afghanistan Solar Project



Project PV solar home systems in Afghanistan, funded by Abu Dhabi Development Fund.
(Source: Abu Dhabi Future Energy Company (MASDAR))

Access to clean energy is essential for human wellbeing and a key factor in reducing poverty and promoting development, while at the same time ensuring long-term environmental sustainability. Energy was not included in the Millennium Development Goals; however, access to energy that is clean, sustainable and reliable is critical to achieving several of these goals. The Sustainable Development Goals include an explicit reference to "ensure access to affordable, reliable, sustainable, and modern energy for all".

Years ago the UAE adopted a pro-sustainable energy stance to augment our traditional energy resources. Momentum in the UAE surrounding sustainable energy for all continues to grow, even nine years after opening Abu Dhabi Future Energy Co. (MASDAR), a world-renowned commercial renewable-energy company based in Abu Dhabi and five years after opening the International Renewable Energy Agency (IRENA) global headquarters in Abu Dhabi. IRENA is an intergovernmental organization to promote adoption and sustainable use of renewable energy. In addition to hosting IRENA, Abu Dhabi Sustainability Week, a global forum uniting thought leaders, policy makers and investors to address the challenges of renewable energy and sustainable development is convened on a yearly basis.

Renewable energy is not a right of the upper and middle classes alone, if 'sustainability for all,' is to be genuinely achieved, and then we need to find ways for impoverished people across the globe to be able to access renewable energies. The UAE has provided various projects, including a project that gave solar power to Afghanistan. Masdar installed solar home systems in more than two dozen villages around Camp Robinson within the Helmand Province in southern Afghanistan. The project is enhancing the lives of more than 3,000 people who had no previous access to electricity. The installations include 545 houses and 55 public facilities such as schools, mosques and clinics. The rooftop solar photovoltaic panels and battery storage also power basic appliances like refrigerators, televisions, fans and lights. In addition to providing the equipment, Masdar has ensured the sustainability of this project by training Afghan users how to operate and maintain their solar systems.

QUICK FACTS

- Project area: 27 villages
- Equipment: 600 stand-alone solar systems
- Production: 168 kilowatt-peak per home
- Beneficiaries: 3000 people, 545 houses, 55 public facilities

MOHAMED BIN ZAYED SPECIES CONSERVATION FUND

The Mohamed Bin Zayed Species Conservation Fund is a philanthropic endowment in Abu Dhabi that was established in 2009 to provide targeted grants to individual species conservation initiatives worldwide. It also seeks to recognize leaders in the field of species conservation. Grants are awarded to initiatives that meet the Fund's criteria.



Conserving the critically endangered Socorro Dove in Mexico, the Red-fin Blue-eye fish and the Siamese crocodile in Cambodia.
(Source: The Mohammad Bin Zayed Species Conservation Fund)

EXHIBIT 48 BY ASSISTANCE CATEGORY AND SECTOR

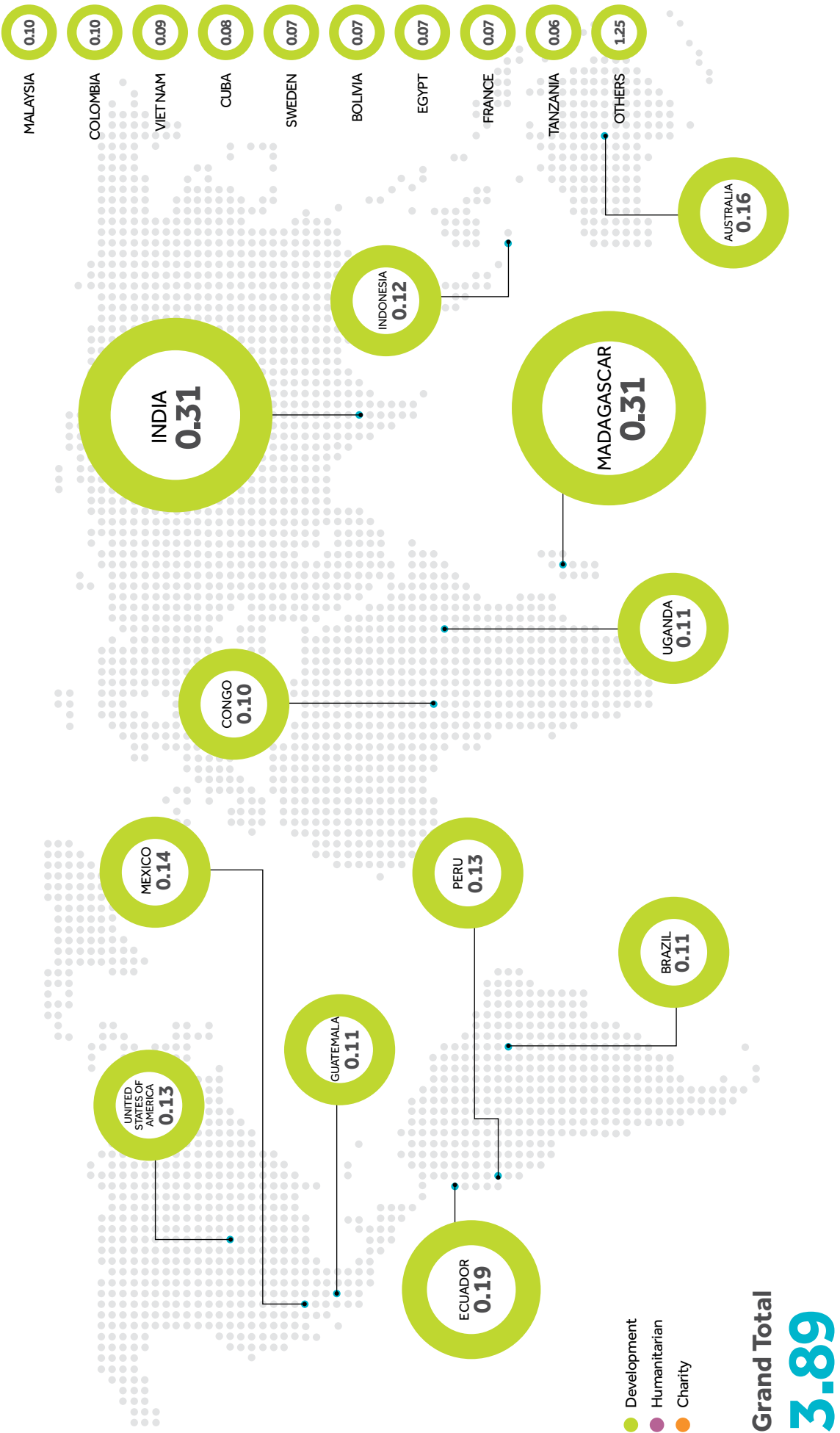
(in AED millions and as % of total, 2014)

Development
3.89
100%



BY ASSISTANCE CATEGORY AND COUNTRY

(in AED millions and as % of total, 2014)



SULTAN BIN KHALIFA BIN ZAYED AL NAHYAN HUMANITARIAN AND SCIENTIFIC FOUNDATION

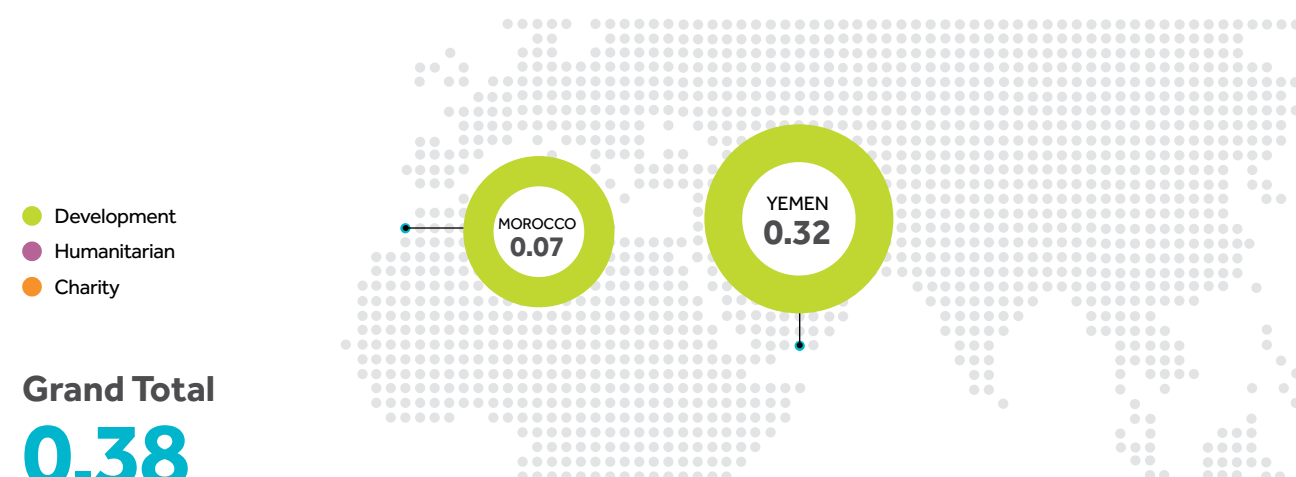
The Sultan Bin Khalifa Bin Zayed Al Nahyan Humanitarian and Scientific Foundation was established in 2010 as a non-profit NGO that aims to provide support to communities locally and overseas.

Providing irrigation equipment to promote agriculture in the island of Socotra, Yemen.
(Source: Sultan Bin Khalifa Al Nahyan Humanitarian and Scientific Foundation)



EXHIBIT 49 BY ASSISTANCE CATEGORY AND COUNTRY

(in AED millions and as % of total, 2014)



BY ASSISTANCE CATEGORY AND SECTOR

(in AED millions and as % of total, 2014)



EWA'A SHELTERS FOR WOMEN AND CHILDREN

Ewa'a Shelters for Women and Children, established in 2008, is a non-profit organization that provides safe and temporary shelter to women and children from around the world who have become victims of human trafficking or sexual and gender-based violence.



Women doing creative handicrafts at Ewa'a Shelters for Women and Children.
(Source: Ewa'a Shelters for Women and Children)

EXHIBIT 50 BY ASSISTANCE CATEGORY AND COUNTRY

(in AED millions and as % of total, 2014)



BY ASSISTANCE CATEGORY AND SECTOR


(in AED millions and as % of total, 2014)



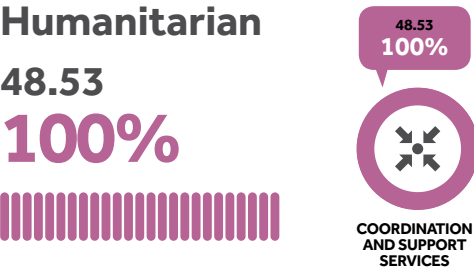
PRIVATE SECTOR AND INDIVIDUALS



EXHIBIT 51
BY ASSISTANCE CATEGORY AND COUNTRY
 (in AED millions and as % of total, 2014)



BY ASSISTANCE CATEGORY AND SECTOR
 (in AED millions and as % of total, 2014)



SECTION 6

Trends of UAE Foreign Aid over the past 5 Years

**The past five
years have seen
a seven-fold
increase in UAE
foreign aid.**



Children being vaccinated
against polio in the province
of Khyber Pakhtunkhwa in
Pakistan implemented by
UAE Pakistan Assistance
Program.
(Source: The UAE Pakistan
Assistance Program)

The UAE published its first Foreign Aid Report in 2010, documenting the foreign aid flows of UAE donor entities in 2009. Since the publication of the second edition of the UAE Foreign Aid Report in 2011, the report has analysed aid flows over a period of two to three years. Building on this customary comparative analysis, this section, which is new to this report, provides a broader analysis based on trends of UAE foreign aid over the past five years, ranging from 2010 – 2014.

OVERVIEW OF AID 2010–2014

TOTAL DISBURSEMENTS

The years 2010 to 2014 saw a dramatic increase in total volume of foreign aid that the UAE provided throughout the world, from AED 2.80 billion (US \$762.9 million) in 2010, to AED 22.64 billion (US \$6.16 billion) in 2014, a seven-fold increase. Notably, 2012 was the only year of the five-year period in which overall aid dropped. This drop occurred primarily due to the higher level of funds committed toward a lower level of disbursement during that year. Aid flows, however, soared again in 2013 with a 340.47 per cent increase over 2012, when the UAE began their financial support to Egypt. The year to follow, 2014, did not disappoint, as aid continued to increase, although in the single digits, with a 4.71 per cent increase over 2013.

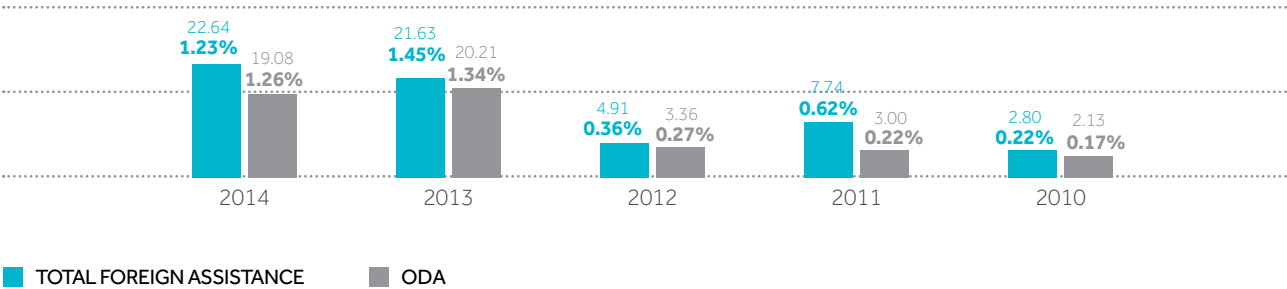
OFFICIAL DEVELOPMENT ASSISTANCE (ODA)

ODA disbursements per GNI

The UAE entered the global donor spotlight 2013 when the OECD reported that UAE ODA/GNI reached 1.34 per cent, far superseding the benchmark recommended by the United Nations General Assembly (UNGA) of 0.7 per cent. Only three years previously, in 2010, UAE ODA/GNI was 0.17 per cent.

In 2014, the UAE was able to maintain its ODA/GNI at well above the UNGA threshold of 0.70 per cent, reporting an estimated ratio of 1.26 per cent. These figures are driven by the high level of disbursement against total commitments (of AED 24.40 billion) to Egypt in both 2013 and 2014.

EXHIBIT 52
TOTAL DISBURSEMENTS OF FOREIGN AID
(in AED billions and as % of GNI)



Commitments

Since 2010, the UAE has signed commitments to development projects in over 40 ODA-eligible partner countries in Africa, Asia, and the Pacific.

The levels of UAE ODA commitment saw massive fluctuations over the last five years, registering their lowest in 2011, with a total of AED 467.2 million, but soared again the following two years to reach its pinnacle, in 2013 with a total of AED 27.13 billion, primarily due to the large commitment of AED 22.76 billion to Egypt.

EXHIBIT 53
ODA COMMITMENTS
(in AED billions)

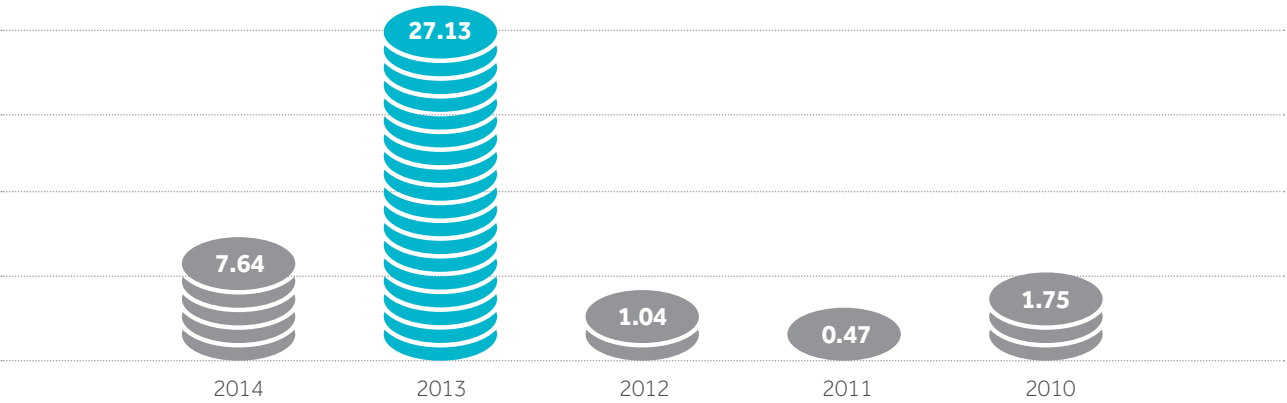



EXHIBIT 54
TOP UAE DONORS BY TOTAL DISBURSEMENTS
(in AED billions)

	2014	2013	2012	2011	2010
2.93 OTHERS	0.71	0.62	0.77	0.46	0.37
0.44 DAR AL BER SOCIETY	0.18	0.13	0.14		
2.55 EMIRATES RED CRESCENT	0.86	0.57	0.46	0.31	0.36
2.66 KHALIFA BIN ZAYED AL NAHYAN FOUNDATION	0.83	0.78	0.56	0.22	0.27
9.88 ABU DHABI FUND FOR DEVELOPMENT	5.34	1.68	1.28	0.78	0.80
41.25 UAE GOVERNMENT	14.72	17.85	1.70	5.97	1.00



CATEGORIES

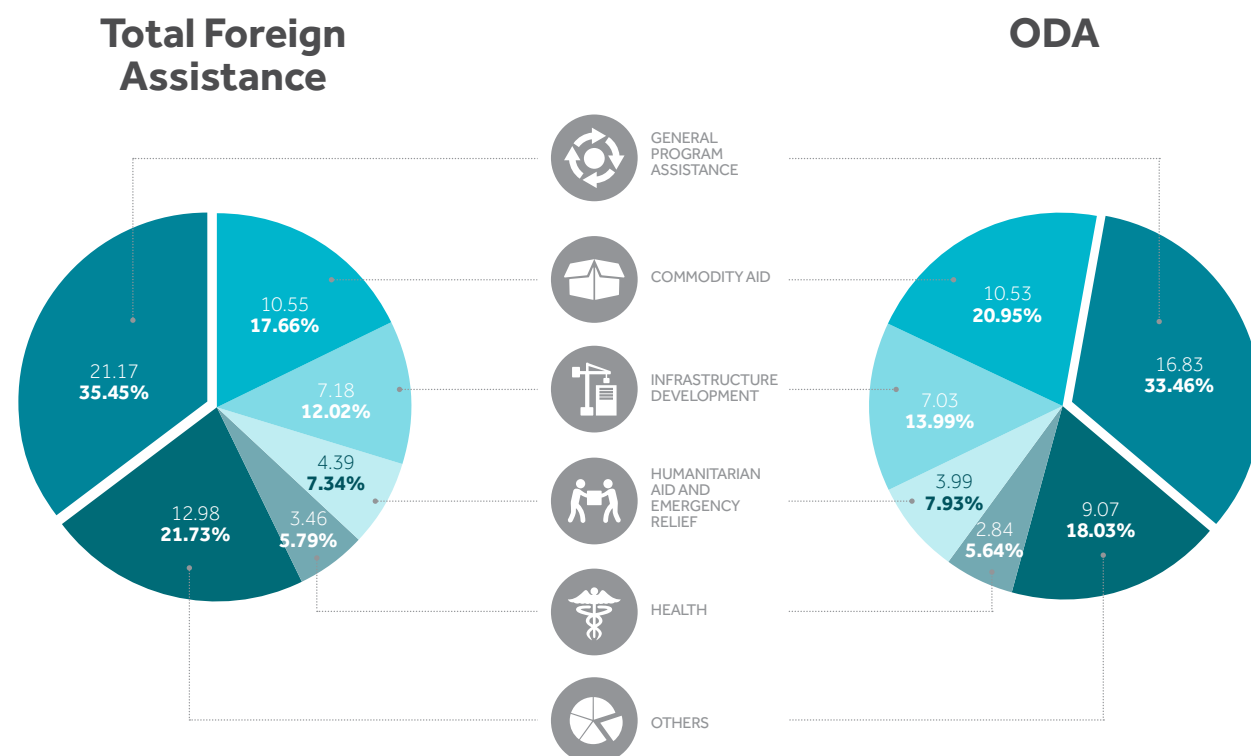
SECTORS

The most significant trend over the past five years with regard to sector allocations was that the general program assistance sector consistently received the largest absolute value every year from 2010 – 2014. The UAE has prioritized giving foreign aid in the form of general program assistance because it allows use of local partner country systems, while addressing recipient country's respective development priorities, as well as building the capacity of the recipient government institutions and reducing any associated transaction costs. Contributions to the general program assistance sector reached a peak in 2013 with AED 11.34 billion, (US \$ 3.09 billion) largely due to grants intended to stabilize the Egyptian economy. Commodity Aid was the second largest sector of assistance, receiving a total of AED 10.55 billion, mainly directed towards the commodities import support subsector, extended in support of Egypt to cover its petroleum needs including gasoline, diesel fuel, and liquefied natural gas; a project that began in 2013.

The third largest sector was infrastructure development, based on the UAE leveraging its identified comparative advantage in infrastructure, demonstrated in developing the country's own substantive infrastructure system. Humanitarian assistance was the fourth largest sector, based on the long-standing UAE imperative to provide lifesaving assistance to both crises and disasters in the region and beyond. In 2010, 2011 and 2012 humanitarian assistance was the second largest sector; however infrastructure development gained a windfall fall in 2013 and 2014, thus positioning it as an overall average in second position. Health was the fifth largest sector, which received a significant increase in funds to projects between 2011 and 2012, and was sustained in 2013 and 2014.

EXHIBIT 55 TOP FIVE SECTORS

(in AED billions and as % of total)



BILATERAL AND MULTILATERAL

Percentage allocation of UAE foreign aid to bilateral projects versus multilateral varied from year to year, with multilaterals receiving the highest percentage in 2012, 14.20 per cent of total UAE aid, and the lowest percentage in 2013, 1.66 per cent. In 2014, aid to multilaterals again increased, reaching 4.4 per cent or AED 991.2 million (US \$269.9 million).

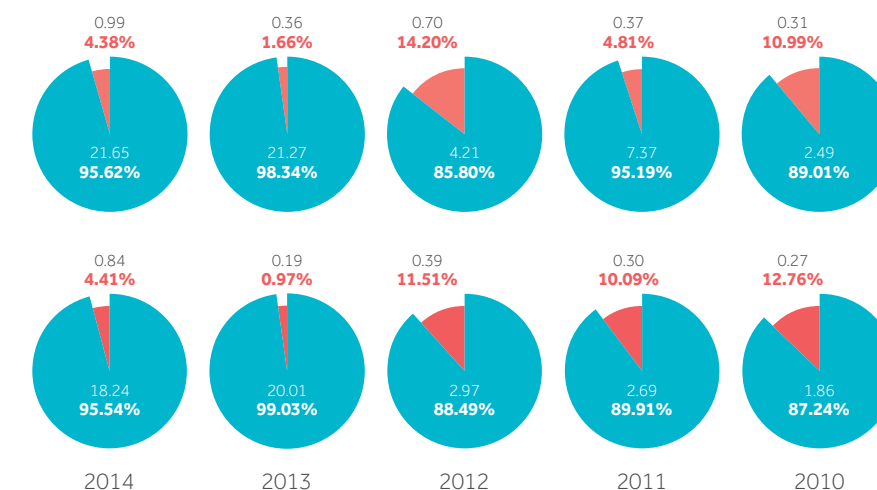
EXHIBIT 56 BILATERAL AND MULTILATERAL ASSISTANCE BY YEAR

(in AED billions and as % of total)

Total Foreign Assistance

ODA

■ BILATERAL ■ MULTILATERAL



GRANTS AND LOANS

The UAE generally delivers loans to its partner countries with softer terms on interest rate and maturity periods that are aligned to the concessionality characteristics set by the OECD-DAC. Over the past five years, nearly 80 per cent of the loans disbursed were concessional loans to Lower Middle Income Countries. Least Developed Countries received 6.7 per cent of the UAE's concessional loans. The remaining, marginally non-concessional loans were extended to partner countries in the upper-middle income level category.

EXHIBIT 57 GRANTS AND LOANS BY YEAR

(in AED billions and as % of total)

Total Foreign Assistance

ODA

■ GRANT ■ LOAN

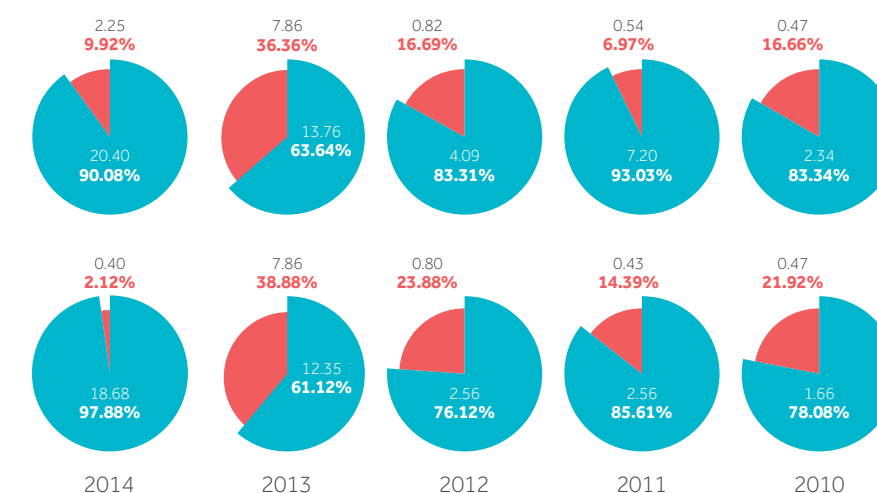
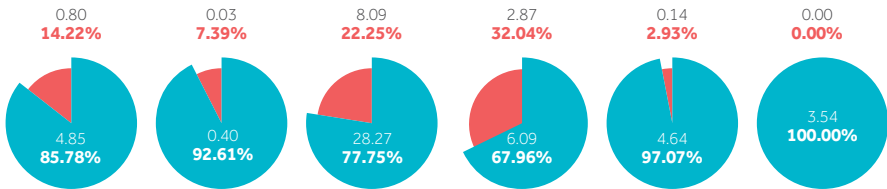
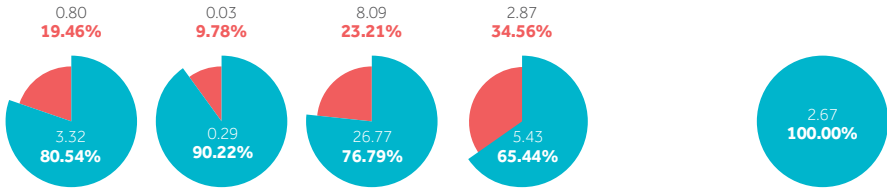


EXHIBIT 58
GRANTS AND LOANS BY INCOME-LEVEL GROUPS
 (in AED billions and as % of total)

Total Foreign Assistance



ODA



GRANT LOAN

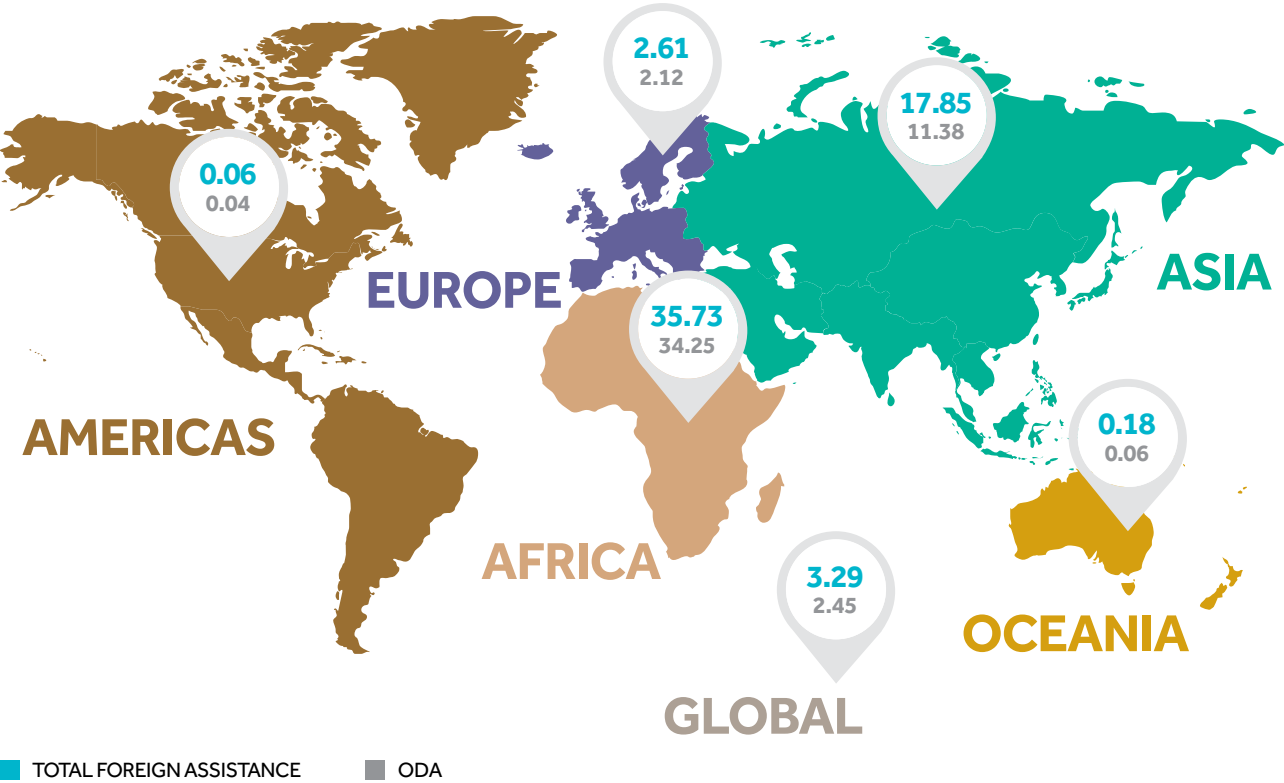


GEOGRAPHIC DISTRIBUTION

CONTINENTS AND REGIONS

Asia and Africa are historically the largest continents to receive UAE foreign aid. This can be explained in terms of the geographic proximity of the UAE to both continents, as well as the levels of need. In 2010, 2011 and 2012, Asia received the most UAE aid, with 56.3 per cent of total UAE aid in 2010, 79.1 per cent in 2011 and 47.3 per cent in 2012. This trend shifted, however in 2013, with the assistance provided to Egypt, greatly increasing the proportion of UAE assistance going to Africa.

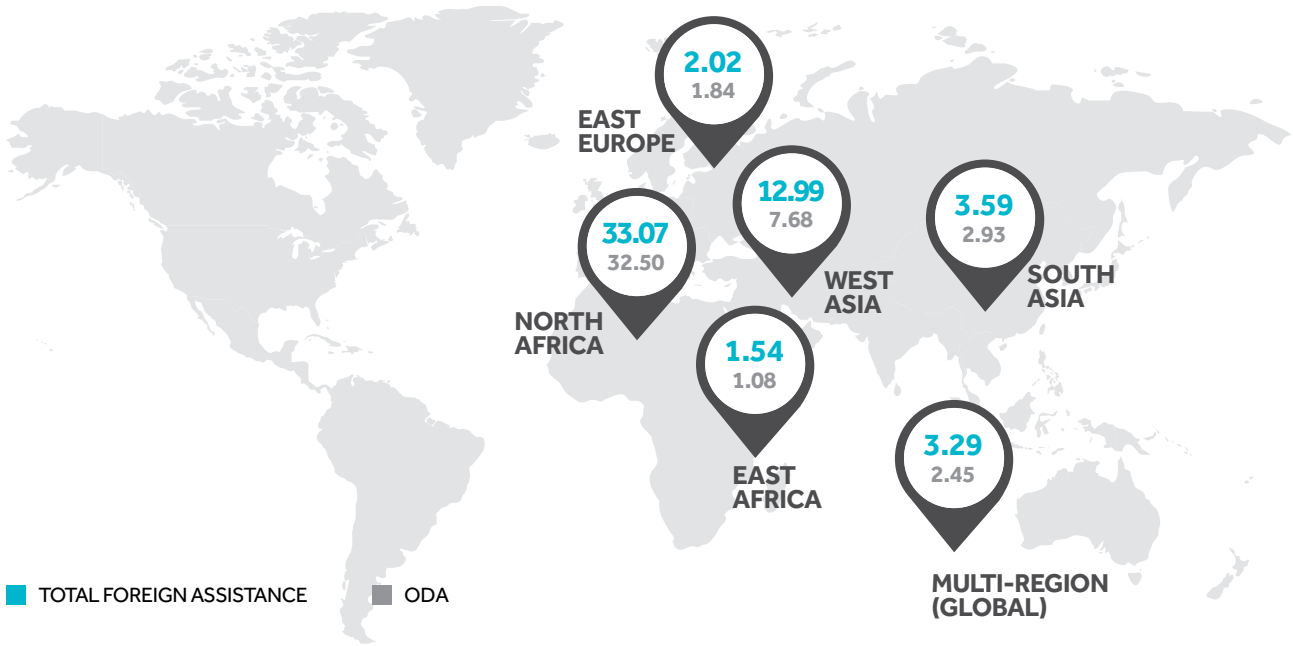
EXHIBIT 59
AID DISTRIBUTION BY CONTINENTS
 (in AED billions)



Grand Total



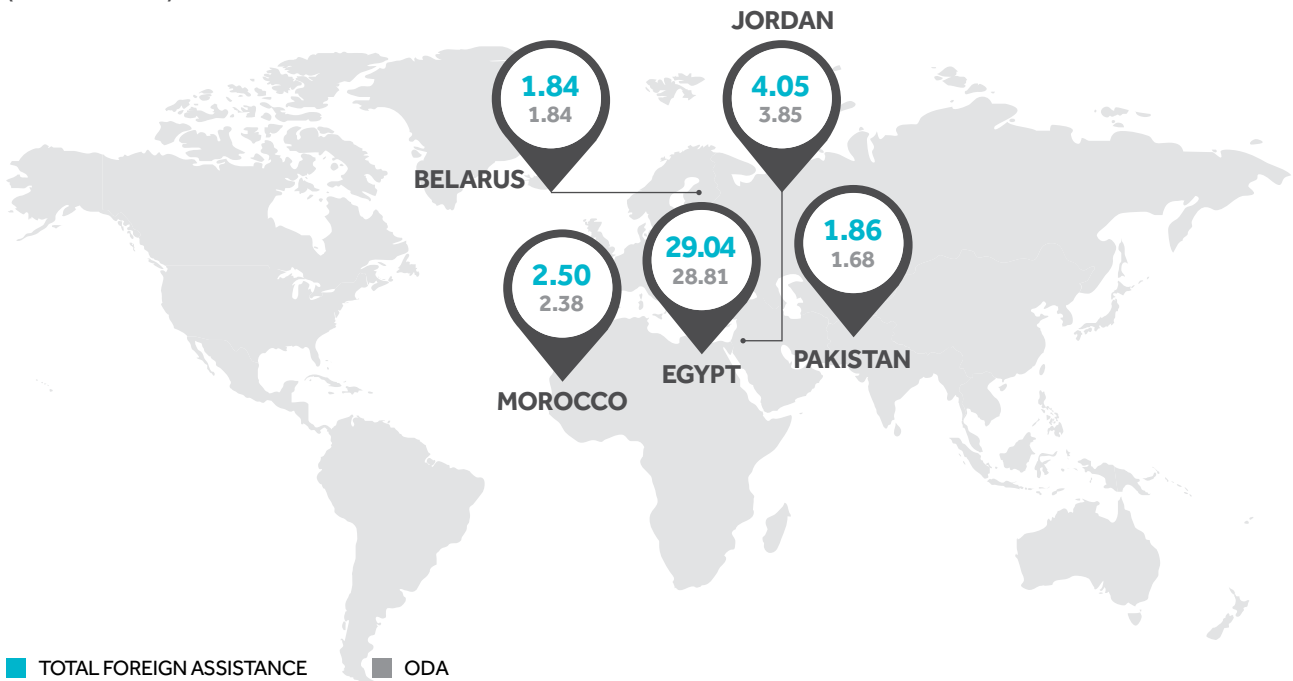
EXHIBIT 60
TOP FIVE REGIONS
(in AED billions)



COUNTRIES

In gross terms, the top recipient of UAE aid over five years was Egypt, receiving 48.6 per cent of UAE aid during this period. Jordan was the second largest recipient of UAE aid over a five-year period, with 6.8 per cent of total UAE aid from 2010 – 2014. Morocco was the third largest, with 4.2 per cent and Pakistan was the fourth largest recipient over a five-year period, with 3.1 per cent of total aid.

EXHIBIT 61
TOP FIVE COUNTRIES
(in AED billions)

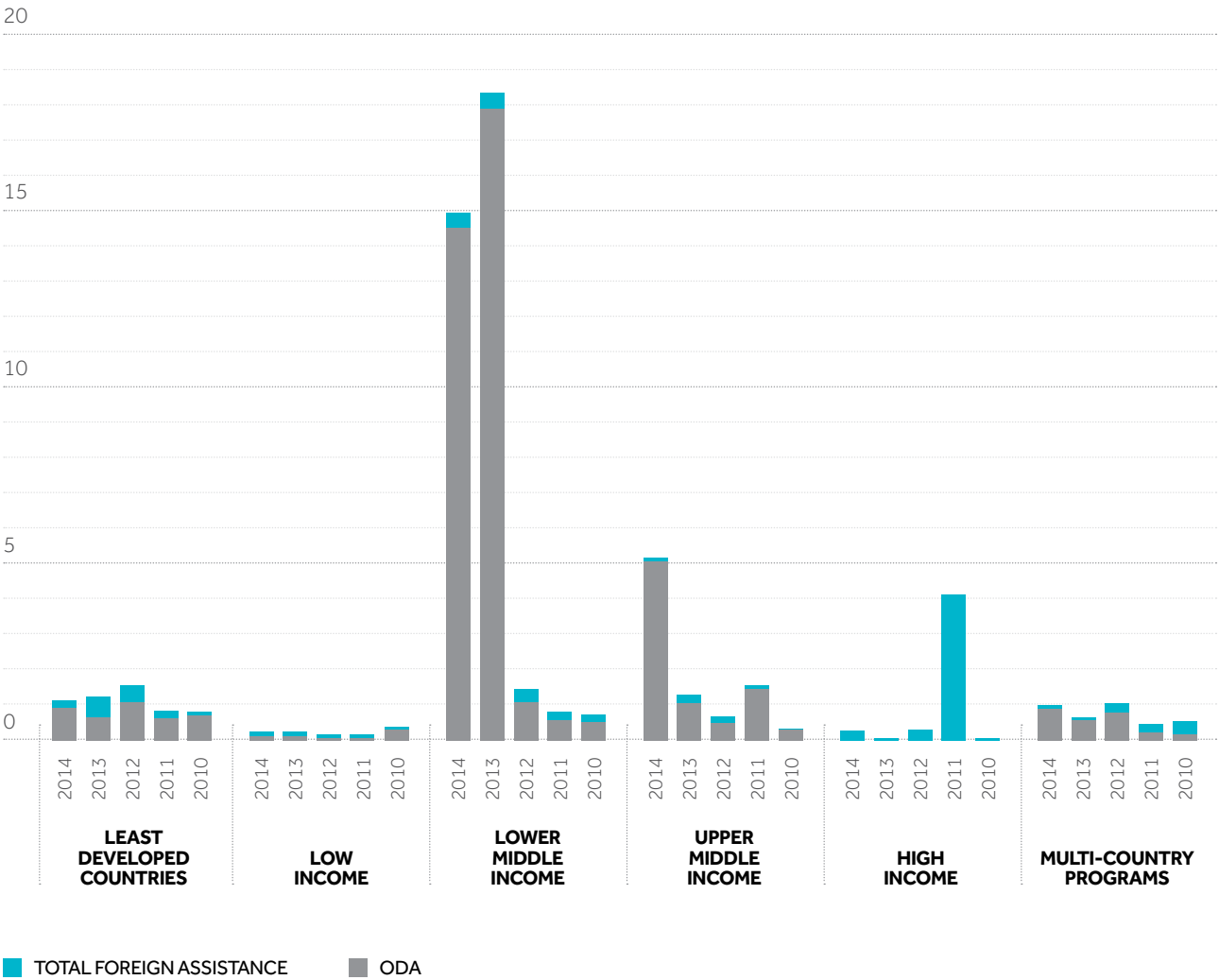


INCOME LEVEL GROUPS

The past five years have seen the UAE shift towards providing aid more consistently to countries at specific income levels. In 2010, Least Developed Countries (LDCs) were the top recipients with 30.5 per cent. These figures changed over the next year, following the graduation of several partner countries from upper-middle to high-income level. The years 2013 and 2014 saw a more consistent approach to UAE funding per recipient country income levels, as in both years, LMICs gained the most UAE aid, with 85 per cent in 2013 and 66.5 per cent in 2014.

A consistent pattern throughout is that the UAE provides funds to LDCs, which are often the recipient countries that have the highest levels of need, but not the corresponding amounts of foreign aid. Other donors often shy away from LDCs, as they are sometimes considered difficult operating environments. Through consistently providing foreign aid to LDCs, at rates higher than most other international donors, the UAE shows that it does not shy away from need merely because of difficult conditions.

EXHIBIT 62
AID DISTRIBUTION BY INCOME-LEVEL GROUPS
(in AED billions)



RESPONSE TO HUMANITARIAN EMERGENCIES

With the exception of 2012, the total amount of aid provided by the UAE increased steadily year-over-year over this five-year period due to sharp increases in assistance in response to extraordinary needs in the region, for example: Syria, Libya and Yemen in 2013, flash floods in Pakistan in 2012-2014, and the crisis in Sahel countries.

EXHIBIT 63 TOP FIVE UAE RESPONSE TO HUMANITARIAN EMERGENCIES (in AED billions)



LOOKING FORWARD

As UAE aid levels reached AED 22 billion in 2014, the forecast for future UAE aid expects to see aid levels stabilize, resulting in more long-term predictable aid targeted in larger amounts to fewer countries, which should result in increased aid effectiveness. It is projected that any increases will likely be in the single digits as UAE aid moves in the direction of being increasingly stable and predictable. General trends will see larger amounts of UAE aid going to fewer countries and programs, based on the identification of priority countries and sectors in line with regional stabilization and UAE comparative advantages. The largest question looming in the medium-term for UAE aid is: Will the UAE be able to improve the impact of its aid? In 2014, the UAE began the process of formalizing the UAE Foreign Aid policy and strategy, which will identify priority countries, sectors and initiatives, as well as detail a five-year foreign aid budget for the UAE, with the intended outcome of regularizing UAE foreign aid in the years and decades to come.



Noor Dubai Foundation had conducted a mobile campaign for eye screening and treatment in Ethiopia.
(Source: Noor Dubai Foundation)

FEATURE 5

The Journey of UAE Foreign Aid



Dubai Cares' programs support educational initiatives as a way out of poverty.
(Source: Dubai Cares)

Charitable giving and wealth sharing are core pillars of the UAE's identity and heritage. The UAE has been a provider of humanitarian and development assistance since its inception, in 1971. The Abu Dhabi Fund for Development was the first Emirati donor to enter the scene in 1971, as a leading national entity to provide aid to developing countries in the form of concessionary loans and administering grants on behalf of the Abu Dhabi Government. The total value of loans, grants and investments funded by ADFD and the Government of Abu Dhabi during the past four decades, reach almost AED 35 billion for 325 development projects in 59 countries around the world.¹ In 1983 the Emirates Red Crescent was the second significant actor to enter the UAE donor scene established on the principles of humanitarian non-alliance, neutrality, independence, voluntary nature, unity and universality.²

The Zayed Bin Sultan Al Nahyan Foundation was formed in 1992 and currently fulfils the vision of the late founder of the United Arab Emirates. In 1997 the Mohammed bin Rashid Al Maktoum Establishment was founded. In 2007, both the Khalifa Bin Zayed Al Nahyan Foundation (Khalifa Foundation) and Dubai Cares entered the UAE donorship scene, starting an influx of UAE donor entities, which is currently 39 in number.

As UAE generosity continued to grow in the decades following formation of the country, the UAE Government realized that UAE foreign aid could become more effective if it aligned with international standards and best practices. As such, in 2008 the Cabinet created the UAE Office for the Coordination of Foreign Aid (OCFA) as a commitment to improving the performance of its foreign aid sector. Specifically OCFA was set up to achieve four objectives: (1) document foreign aid flows, (2) improve the performance of UAE donors, (3) increase the effectiveness of UAE aid through coordination and (4) implement the UAE's obligation to transparency and accountability, and commitment to accurate accessible information.

OCFA achieved unprecedented accomplishments, thereby putting the UAE on the map for international foreign aid actors by mapping UAE donors and stakeholders providing foreign aid, documenting data from each donor's foreign aid programs and ensuring its comparability and interoperability with international reporting standards of the United Nations and OECD.

Based on OCFA's success, in 2013, the Office merged with the UAE Ministry of Foreign Trade, to become the UAE Ministry of International Cooperation and Development. The establishment of MICAD took UAE foreign aid to the next level by focusing on the following objectives: (1) propose policy priority areas for UAE foreign assistance; (2) raise awareness of the UAE's role as a major international donor; (3) enhance relations with bilateral donors; (4) accurately document UAE foreign aid; (5) evaluate the impact of aid programs; (6) build the capacity of UAE donors and (7) represent the UAE in regional and international development and humanitarian bodies.

Since establishing MICAD, the UAE foreign aid program has undergone significant developments and milestones. These accomplishments include: achieving 1.34 per cent Official Development Assistance per Gross National Income ratio (ODA/GNI) in 2013 and an estimated 1.26 per cent ODA/GNI in 2014, being named as the first ever participant member of the OECD Development Assistance Committee in July of 2014, and establishing the UAE Committee for the Coordination of Foreign Humanitarian Assistance in May 2014.

With these major milestones occurring in such short succession, it became clear that the time was right for the UAE to develop its foreign aid policy and strategy. In October of 2014, the UAE began the process of drafting a foreign aid policy & strategy, which is intended to be finalized before 2016. The UAE is aiming to achieve improved impact of foreign aid by developing the foreign aid policy and strategy. The policy and strategy will aim to accomplish a number of objectives, principally to regularize UAE foreign aid, so that forward expenditures will be consistent, reliable and effective; thus giving the opportunity for each dirham of UAE aid to achieve its maximum impact. Put simply, the more effective UAE aid becomes, the more lives are saved and improved.

The foreign aid policy and strategy aims to capture big ideas that will change the foreign aid landscape. As the policy/strategy is developed, central to the thinking is the challenge faced by the UAE as a growing donor: how to become not just a big donor in terms of ODA per GNI, but how to become an impactful donor and partner in the global development arena. The amount of aid we provide is important, but it is not as important as how we provide it.

¹ <http://www.adfd.ae/about/BreifaboutADFD/default.aspx>
² http://www.rcuae.ae/basicprinciples_en.aspx

APPENDIX I

UAE FOREIGN AID IN 2014, BY COUNTRY AND SECTOR

COUNTRY/SECTOR	TOTAL - AED	ODA - AED
Afghanistan		
Education	2,238,218	1,678,664
Humanitarian Aid and Emergency Relief	115,393,800	112,393,800
Infrastructure Development	156,837,100	156,837,100
Religious and Social Charitable Assistance	4,043,144	
Social Services	2,764,892	1,936,174
Transport and Storage	27,951,530	27,951,530
Water and Sanitation	2,779,570	118,520
TOTAL	312,008,254	300,915,788
Albania		
Agriculture	24,500	
Education	385,920	
General Program Assistance	500,000	500,000
Health	433,940	
Religious and Social Charitable Assistance	3,699,850	
Social Services	3,144,084	
Transport and Storage	22,180,000	22,180,000
Water and Sanitation	8,791,555	6,940,000
TOTAL	39,159,849	29,620,000
Algeria		
Commodity Aid	160,000	160,000
Religious and Social Charitable Assistance	383,750	
Social Services	8,243,560	
Trade Policy Regulations and Adjustment	41,064,140	41,064,140
TOTAL	49,851,450	41,224,140
Andorra		
Religious and Social Charitable Assistance	73,420	
TOTAL	73,420	
Antigua and Barbuda		
Biosphere and Biodiversity	36,864	36,864
TOTAL	36,864	36,864
Argentina		
Religious and Social Charitable Assistance	277,090	
TOTAL	277,090	
Armenia		
Biosphere and Biodiversity	35,020	35,020
Transport and Storage	4,650,000	4,650,000
TOTAL	4,685,020	4,685,020

COUNTRY/SECTOR	TOTAL - AED	ODA - AED
Australia		
Biosphere and Biodiversity	157,741	
Commodity Aid	96,000	
Religious and Social Charitable Assistance	486,091	
TOTAL	739,832	
Austria		
Religious and Social Charitable Assistance	2,773,940	
TOTAL	2,773,940	
Azerbaijan		
Religious and Social Charitable Assistance	948,477	
Social Services	2,324,864	
Water and Sanitation	2,661,983	
TOTAL	5,935,325	
Bangladesh		
Biosphere and Biodiversity	27,645	27,645
Commodity Aid	340,000	340,000
Education	415,875	
Health	828,764	279,680
Religious and Social Charitable Assistance	16,909,557	
Social Services	467,542	
Water and Sanitation	4,176,900	9,100
TOTAL	23,166,283	656,425
Belarus		
General Program Assistance	1,836,500,000	
Religious and Social Charitable Assistance	165,375	
TOTAL	1,836,665,375	
Belgium		
Commodity Aid	180,000	
TOTAL	180,000	
Benin		
Education	462,013	373,013
General Program Assistance	300,000	300,000
Humanitarian Aid and Emergency Relief	180,860	134,088
Religious and Social Charitable Assistance	712,746	
Transport and Storage	9,910,000	9,910,000
Water and Sanitation	70,120	
TOTAL	11,635,739	10,717,101
Bhutan		
Biosphere and Biodiversity	53,448	53,448
TOTAL	53,448	53,448

COUNTRY/SECTOR	TOTAL - AED	ODA - AED
Bolivia		
Biosphere and Biodiversity	73,723	73,723
Religious and Social Charitable Assistance	128,485	
TOTAL	202,208	73,723
Bosnia and Herzegovina		
Agriculture	46,670	
Education	2,744,232	1,945,674
General Program Assistance	400,000	400,000
Humanitarian Aid and Emergency Relief	9,533,300	7,596,800
Religious and Social Charitable Assistance	3,521,875	
Social Services	10,123,827	
TOTAL	26,369,904	9,942,474
Botswana		
Religious and Social Charitable Assistance	36,710	
TOTAL	36,710	
Brazil		
Biosphere and Biodiversity	108,556	108,556
Religious and Social Charitable Assistance	2,210,445	
TOTAL	2,319,001	108,556
Burkina Faso		
Education	1,603,721	1,338,921
Energy Generation and Supply	7,410,000	7,410,000
Religious and Social Charitable Assistance	4,033,239	
Social Services	49,410	
Water and Sanitation	131,000	
TOTAL	13,227,370	8,748,921
Burundi		
Education	28,580	
Health	367,062	92,800
Humanitarian Aid and Emergency Relief	393,994	275,195
Religious and Social Charitable Assistance	5,418,659	
Social Services	753,965	
Water and Sanitation	84,000	
TOTAL	7,046,260	367,995
Cambodia		
Biosphere and Biodiversity	6,570	6,570
Education	290,120	
Religious and Social Charitable Assistance	2,745,261	
Social Services	233,011	
Water and Sanitation	384,400	
TOTAL	3,659,362	6,570
Cameroon		
Education	803,788	803,788
TOTAL	803,788	803,788

COUNTRY/SECTOR	TOTAL - AED	ODA - AED
Canada		
Religious and Social Charitable Assistance	210,130	
TOTAL	210,130	
Cape Verde		
Religious and Social Charitable Assistance	130,125	
TOTAL	130,125	
Central African Republic		
Education	163,760	163,760
TOTAL	163,760	163,760
Chad		
Biosphere and Biodiversity	4,133,951	4,133,951
Education	1,469,509	1,469,509
Humanitarian Aid and Emergency Relief	150,000	
Religious and Social Charitable Assistance	7,569,264	
Social Services	5,879,327	
Water and Sanitation	784,400	
TOTAL	19,986,451	5,603,460
Chile		
Humanitarian Aid and Emergency Relief	36,730	
Religious and Social Charitable Assistance	589,245	
TOTAL	625,975	
China		
Biosphere and Biodiversity	62,665	62,665
Commodity Aid	16,000	16,000
Health	73,000	
Religious and Social Charitable Assistance	14,276,871	
Social Services	314,873	
Water and Sanitation	1,419,001	
TOTAL	16,162,409	78,665
Colombia		
Biosphere and Biodiversity	96,961	96,961
TOTAL	96,961	96,961
Comoros		
Commodity Aid	400,000	400,000
Education	994,715	994,715
General Program Assistance	1,030,195	1,000,000
Health	5,799,570	5,799,570
Religious and Social Charitable Assistance	289,900	
Social Services	760,702	760,702
TOTAL	9,275,082	8,954,987
Congo		
Biosphere and Biodiversity	99,895	99,895
Religious and Social Charitable Assistance	286,957	
Water and Sanitation	55,170	
TOTAL	442,023	99,895

COUNTRY/SECTOR	TOTAL - AED	ODA - AED
Côte d'Ivoire		
Biosphere and Biodiversity	36,499	36,499
Education	3,357,327	2,517,995
Health	123,505	
Religious and Social Charitable Assistance	926,599	
Social Services	72,349	
Water and Sanitation	707,298	
TOTAL	5,223,576	2,554,494
Croatia		
Humanitarian Aid and Emergency Relief	5,522,200	
TOTAL	5,522,200	
Cuba		
Biosphere and Biodiversity	78,707	78,707
TOTAL	78,707	78,707
Czech Republic		
Religious and Social Charitable Assistance	36,710	
TOTAL	36,710	
Djibouti		
Commodity Aid	80,000	80,000
Humanitarian Aid and Emergency Relief	6,089,706	2,070,323
Religious and Social Charitable Assistance	3,087,085	
Water and Sanitation	344,540	264,960
TOTAL	9,601,331	2,415,283
DR Congo		
Education	1,378,395	1,340,395
Religious and Social Charitable Assistance	523,557	
Water and Sanitation	16,000	
TOTAL	1,917,952	1,340,395
Ecuador		
Biosphere and Biodiversity	193,071	193,071
Religious and Social Charitable Assistance	73,420	
TOTAL	266,491	193,071
Egypt		
Agriculture	1,413,343,698	1,413,343,698
Biosphere and Biodiversity	73,720	73,720
Commodity Aid	6,901,914,669	6,901,914,669
Education	115,367,919	114,991,169
Energy Generation and Supply	255,510,760	255,510,760
Government and Civil Society	14,246,648	14,246,648
Health	55,002,570	54,322,136
Humanitarian Aid and Emergency Relief	270,300	
Industry	30,964,665	30,964,665
Infrastructure Development	2,557,898,371	2,557,898,371

COUNTRY/SECTOR	TOTAL - AED	ODA - AED
Religious and Social Charitable Assistance	112,085,534	
Social Services	17,328,679	2,964,750
Transport and Storage	195,284,394	195,284,394
Water and Sanitation	108,915,851	107,317,358
TOTAL	11,778,207,778	11,648,832,338
Eritrea		
Biosphere and Biodiversity	9,125	9,125
Energy Generation and Supply	120,000	120,000
Religious and Social Charitable Assistance	1,090,129	
Social Services	104,570	
Water and Sanitation	38,293	
TOTAL	1,362,115	129,125
Estonia		
Religious and Social Charitable Assistance	219,465	
TOTAL	219,465	
Ethiopia		
Biosphere and Biodiversity	40,547	40,547
Commodity Aid	320,000	320,000
Education	11,420,882	8,517,901
Health	70,556,834	
Religious and Social Charitable Assistance	3,369,542	
Social Services	6,143,752	
Water and Sanitation	250,064	
TOTAL	92,101,621	8,878,448
F.Y.R Macedonia		
Religious and Social Charitable Assistance	305,000	
TOTAL	305,000	
Fiji		
Energy Generation and Supply	3,195,510	3,195,510
General Program Assistance	500,000	500,000
Religious and Social Charitable Assistance	36,710	
TOTAL	3,732,220	3,695,510
France		
Biosphere and Biodiversity	73,000	
Religious and Social Charitable Assistance	308,354	
TOTAL	381,354	
Gambia		
Education	476,831	476,831
Religious and Social Charitable Assistance	290,136	
Transport and Storage	3,090,000	3,090,000
Water and Sanitation	30,000	
TOTAL	3,886,967	3,566,831

COUNTRY/SECTOR	TOTAL - AED	ODA - AED
Germany		
Commodity Aid	180,000	
Education	100,140	
Religious and Social Charitable Assistance	3,006,214	
TOTAL	3,286,354	
Ghana		
Biosphere and Biodiversity	36,680	36,680
Education	7,524,066	5,094,807
Religious and Social Charitable Assistance	7,404,614	
Social Services	10,409,776	
Water and Sanitation	1,128,350	
TOTAL	26,503,485	5,131,486
Greece		
Biosphere and Biodiversity	20,804	
Humanitarian Aid and Emergency Relief	48,000	
Religious and Social Charitable Assistance	110,250	
TOTAL	179,054	
Guatemala		
Biosphere and Biodiversity	105,059	105,059
TOTAL	105,059	105,059
Guinea		
Biosphere and Biodiversity	36,135	36,135
Health	367,075	367,075
Humanitarian Aid and Emergency Relief	11,019,000	11,019,000
Religious and Social Charitable Assistance	1,221,304	
Water and Sanitation	195,445	
TOTAL	12,838,959	11,422,210
Guinea Bissau		
Religious and Social Charitable Assistance	668,091	
Water and Sanitation	26,000	
TOTAL	694,091	
Haiti		
Biosphere and Biodiversity	55,292	55,292
Religious and Social Charitable Assistance	100,000	
TOTAL	155,292	55,292
Hungary		
Religious and Social Charitable Assistance	671,993	
TOTAL	671,993	
India		
Biosphere and Biodiversity	308,941	308,941
Commodity Aid	141,900	141,900
Education	10,980,067	7,343,951
Health	347,323	2,400

COUNTRY/SECTOR	TOTAL - AED	ODA - AED
Humanitarian Aid and Emergency Relief	1,249,000	
Religious and Social Charitable Assistance	23,282,190	
Social Services	10,925,943	
Water and Sanitation	4,899,044	
TOTAL	52,134,409	7,797,192
Indonesia		
Biosphere and Biodiversity	120,936	120,936
Commodity Aid	320,000	320,000
Education	1,426,400	302,400
Humanitarian Aid and Emergency Relief	28,105	
Religious and Social Charitable Assistance	65,824,210	
Water and Sanitation	3,590,342	
TOTAL	71,309,993	743,336
Iran		
Biosphere and Biodiversity	55,110	55,110
Religious and Social Charitable Assistance	1,407,000	
TOTAL	1,462,110	55,110
Iraq		
Education	2,860,256	2,292,623
General Program Assistance	2,954,134	2,954,134
Government and Civil Society	1,810	1,810
Health	866,666	693,333
Humanitarian Aid and Emergency Relief	70,386,069	63,370,720
Religious and Social Charitable Assistance	4,206,322	
Social Services	3,868,334	
TOTAL	85,143,591	69,312,620
Ireland		
Commodity Aid	12,500	
Religious and Social Charitable Assistance	11,331,421	
TOTAL	11,343,921	
Italy		
Religious and Social Charitable Assistance	364,983	
TOTAL	364,983	
Japan		
Commodity Aid	180,000	
Religious and Social Charitable Assistance	765,953	
TOTAL	945,953	
Jordan		
Agriculture	43,708,700	43,708,700
Biosphere and Biodiversity	2,571,100	2,571,100
Education	38,982,944	38,982,944
Energy Generation and Supply	3,930,110	3,930,110

COUNTRY/SECTOR	TOTAL - AED	ODA - AED
General Program Assistance	734,600,000	734,600,000
Government and Civil Society	1,077,633	1,077,633
Health	28,289,676	28,289,676
Humanitarian Aid and Emergency Relief	1,257,652,860	1,203,180,335
Religious and Social Charitable Assistance	6,910,217	
Social Services	3,088,450	
Transport and Storage	484,468,700	484,468,700
TOTAL	2,605,280,389	2,540,809,197
Kazakhstan		
Biosphere and Biodiversity	25,803	25,803
Commodity Aid	330,000	330,000
Education	1,012,512	992,512
Health	3,877,823	3,808,423
Religious and Social Charitable Assistance	4,346,538	
Social Services	7,752,134	
Water and Sanitation	101,500	
TOTAL	17,446,310	5,156,738
Kenya		
Biosphere and Biodiversity	38,703	38,703
Commodity Aid	640,000	640,000
Education	6,618,596	6,618,596
Health	162,000	
Humanitarian Aid and Emergency Relief	363,994	
Religious and Social Charitable Assistance	6,554,615	
Social Services	1,553,771	1,149,023
Water and Sanitation	1,153,654	
TOTAL	17,085,332	8,446,322
Kiribati		
Energy Generation and Supply	3,195,510	3,195,510
TOTAL	3,195,510	3,195,510
Kosovo		
Health	200,000	200,000
Religious and Social Charitable Assistance	6,630,305	
Water and Sanitation	68,786	
TOTAL	6,899,091	200,000
Kyrgyzstan		
Religious and Social Charitable Assistance	277,927	
Transport and Storage	5,840,000	5,840,000
TOTAL	6,117,927	5,840,000
Lao		
Education	3,318,108	2,488,581
TOTAL	3,318,108	2,488,581
Lebanon		
Commodity Aid	206,300	206,300
Education	11,500	

COUNTRY/SECTOR	TOTAL - AED	ODA - AED
Government and Civil Society	6,870	6,870
Health	17,723,342	9,420,149
Humanitarian Aid and Emergency Relief	23,143,727	12,303,428
Industry	18,249,116	18,249,116
Religious and Social Charitable Assistance	43,369,583	
Social Services	10,534,329	
Transport and Storage	7,440,000	7,440,000
Water and Sanitation	8,640,651	8,590,000
TOTAL	129,325,417	56,215,863
Lesotho		
Water and Sanitation	30,970,000	30,970,000
TOTAL	30,970,000	30,970,000
Liberia		
Education	118,420	
Humanitarian Aid and Emergency Relief	3,806,570	3,673,000
Religious and Social Charitable Assistance	163,495	
Water and Sanitation	54,000	
TOTAL	4,142,485	3,673,000
Libya		
Humanitarian Aid and Emergency Relief	186,940,357	186,940,357
Religious and Social Charitable Assistance	150,000	
TOTAL	187,090,357	186,940,357
Madagascar		
Biosphere and Biodiversity	313,548	313,548
TOTAL	313,548	313,548
Malawi		
Education	2,228,560	1,671,420
Humanitarian Aid and Emergency Relief	3,715,000	3,715,000
Religious and Social Charitable Assistance	60,390	
Transport and Storage	2,040,000	2,040,000
TOTAL	8,043,950	7,426,420
Malaysia		
Biosphere and Biodiversity	98,072	98,072
Commodity Aid	185,158	185,158
Humanitarian Aid and Emergency Relief	73,460,000	36,730,000
Religious and Social Charitable Assistance	4,006,082	
TOTAL	77,749,312	37,013,230
Maldives		
Commodity Aid	160,000	160,000
General Program Assistance	500,000	500,000
Health	225,468	225,468
Infrastructure Development	2,840,000	2,840,000
Religious and Social Charitable Assistance	298,815	
TOTAL	4,024,283	3,725,468

COUNTRY/SECTOR	TOTAL - AED	ODA - AED
Mali		
Education	600,000	
Health	281,110	
Humanitarian Aid and Emergency Relief	916,079	732,863
Religious and Social Charitable Assistance	14,049,114	
Social Services	147,563	
Water and Sanitation	779,300	
TOTAL	16,773,166	732,863
Mauritania		
Commodity Aid	800,000	800,000
Education	686,357	
Humanitarian Aid and Emergency Relief	1,028,370	742,696
Religious and Social Charitable Assistance	14,697,195	
Social Services	4,176,688	
Transport and Storage	1,490,000	1,490,000
Water and Sanitation	3,794,977	2,160,000
TOTAL	26,673,587	5,192,696
Mauritius		
Religious and Social Charitable Assistance	1,421,108	
TOTAL	1,421,108	
Mexico		
Biosphere and Biodiversity	141,407	141,407
Religious and Social Charitable Assistance	1,222,706	
TOTAL	1,364,113	141,407
Moldova		
Religious and Social Charitable Assistance	73,420	
TOTAL	73,420	
Mongolia		
Religious and Social Charitable Assistance	16,500	
TOTAL	16,500	
Montenegro		
Commodity Aid	32,000	32,000
Religious and Social Charitable Assistance	659,135	
TOTAL	691,135	32,000
Morocco		
Agriculture	14,997,140	14,997,140
Education	84,772,840	84,772,840
Energy Generation and Supply	91,494,430	91,494,430
Health	370,490,786	305,425,786
Infrastructure Development	829,789,880	829,789,880
Religious and Social Charitable Assistance	930,630	
Transport and Storage	373,688,050	373,688,050
Water and Sanitation	106,480,270	106,480,270
TOTAL	1,872,644,026	1,806,648,396

COUNTRY/SECTOR	TOTAL - AED	ODA - AED
Mozambique		
Education	1,155,053	1,155,053
TOTAL	1,155,053	1,155,053
Multi-country (Africa)		
Biosphere and Biodiversity	1,284,500	1,284,500
Health	44,076,000	44,076,000
Humanitarian Aid and Emergency Relief	281,879	
Religious and Social Charitable Assistance	547,460	
TOTAL	46,189,839	45,360,500
Multi-country (Asia)		
Education	1,409,811	
Energy Generation and Supply	6,450,000	
General Program Assistance	7,475,730	7,439,000
Government and Civil Society	193,925,948	
Humanitarian Aid and Emergency Relief	45,789,447	
Infrastructure Development	25,679,084	
Religious and Social Charitable Assistance	6,977,591	
Social Services	1,100,000	
Water and Sanitation	640,255	
TOTAL	289,447,866	7,439,000
Multi-country (Global)		
Biosphere and Biodiversity	15,091,590	15,091,590
General Program Assistance	658,399,360	556,472,548
Government and Civil Society	7,516,603	7,516,603
Health	94,948,000	94,948,000
Humanitarian Aid and Emergency Relief	40,244,545	37,500,639
Religious and Social Charitable Assistance	13,102,734	
Water and Sanitation	2,504,000	2,504,000
TOTAL	831,806,832	714,033,379
Myanmar		
Biosphere and Biodiversity	55,292	55,292
Humanitarian Aid and Emergency Relief	150,000	
Religious and Social Charitable Assistance	89,152	
Social Services	66,152	
TOTAL	360,596	55,292
Namibia		
Health	2,797,773	2,098,329
Religious and Social Charitable Assistance	36,710	
TOTAL	2,834,483	2,098,329
Nepal		
Biosphere and Biodiversity	37,450	37,450

COUNTRY/SECTOR	TOTAL - AED	ODA - AED
Education	979,220	734,415
Health	4,907,912	
Humanitarian Aid and Emergency Relief		
Religious and Social Charitable Assistance	65,016	
TOTAL	5,989,599	771,865
Netherlands		
Religious and Social Charitable Assistance	2,414,213	
TOTAL	2,414,213	
New Zealand		
Biosphere and Biodiversity	38,690	
Religious and Social Charitable Assistance	110,000	
TOTAL	148,690	
Niger		
Commodity Aid	320,000	320,000
Education	1,213,303	937,493
General Program Assistance	270,000	270,000
Health	442,850	
Humanitarian Aid and Emergency Relief	840,828	672,662
Religious and Social Charitable Assistance	22,035,097	
Social Services	604,967	
Water and Sanitation	2,992,075	
TOTAL	28,719,120	2,200,155
Nigeria		
Biosphere and Biodiversity	33,175	33,175
Education	494,655	494,655
Humanitarian Aid and Emergency Relief	50,000	
Religious and Social Charitable Assistance	631,411	
Water and Sanitation	98,840	
TOTAL	1,308,081	527,830
Pakistan		
Commodity Aid	1,331,998	1,331,998
Education	46,668,911	43,630,360
Health	143,627,824	137,534,530
Humanitarian Aid and Emergency Relief	29,412,666	28,677,666
Religious and Social Charitable Assistance	23,472,776	
Social Services	56,773,443	56,632,043
Transport and Storage	59,943,360	59,943,360
Water and Sanitation	9,392,140	3,534,940
TOTAL	370,623,119	331,284,898
Palestine		
Agriculture	7,403,298	7,403,298
Communication	551,250	551,250
Education	141,183,621	128,842,526

COUNTRY/SECTOR	TOTAL - AED	ODA - AED
General Program Assistance	849,828	800,000
Government and Civil Society	915,987	915,987
Health	18,196,019	10,367,121
Humanitarian Aid and Emergency Relief	172,775,984	122,870,019
Infrastructure Development	72,358,100	72,358,100
Religious and Social Charitable Assistance	29,700,194	
Social Services	14,535,924	2,500,000
Water and Sanitation	263,580	
TOTAL	458,733,785	346,608,301
Paraguay		
Religious and Social Charitable Assistance	128,485	
TOTAL	128,485	
Peru		
Biosphere and Biodiversity	125,330	125,330
Religious and Social Charitable Assistance	110,170	
TOTAL	235,500	125,330
Philippines		
Biosphere and Biodiversity	29,487	29,487
Commodity Aid	400,000	400,000
Education	31,547,425	29,057,000
Health	7,499,786	4,000,000
Humanitarian Aid and Emergency Relief	36,803,600	
Religious and Social Charitable Assistance	17,209,735	
Social Services	1,453,122	
Water and Sanitation	2,363,231	
TOTAL	97,306,386	33,486,487
Poland		
Religious and Social Charitable Assistance	36,662	
TOTAL	36,662	
Portugal		
Biosphere and Biodiversity	45,625	
Commodity Aid	15,000	
Religious and Social Charitable Assistance	330,590	
TOTAL	391,215	
Romania		
Religious and Social Charitable Assistance	225,120	
TOTAL	225,120	
Russian Federation		
Biosphere and Biodiversity	25,803	
Religious and Social Charitable Assistance	578,950	
TOTAL	604,753	

COUNTRY/SECTOR	TOTAL - AED	ODA - AED
Rwanda		
Education	1,641,623	1,641,623
Religious and Social Charitable Assistance	1,948,352	
Water and Sanitation	4,101	4,101
TOTAL	3,594,076	1,645,724
Samoa		
Biosphere and Biodiversity	26,609	26,609
Energy Generation and Supply	17,814,050	17,814,050
TOTAL	17,840,659	17,840,659
Senegal		
Commodity Aid	160,000	160,000
Education	3,165,537	2,350,750
Humanitarian Aid and Emergency Relief	455,290	364,232
Religious and Social Charitable Assistance	5,037,974	
Social Services	2,137,469	
Water and Sanitation	925,997	7,200
TOTAL	11,882,267	2,882,182
Serbia		
General Program Assistance	500,000	500,000
Health	60,514	
Humanitarian Aid and Emergency Relief	5,626,118	5,577,500
Religious and Social Charitable Assistance	73,420	
TOTAL	6,260,052	6,077,500
Seychelles		
Energy Generation and Supply	9,953,830	9,953,830
General Program Assistance	500,000	500,000
Health	532,000	532,000
Religious and Social Charitable Assistance	825,007	
TOTAL	11,810,837	10,985,830
Sierra Leone		
Humanitarian Aid and Emergency Relief	3,673,000	3,673,000
Religious and Social Charitable Assistance	614,077	
Transport and Storage	5,370,000	5,370,000
Water and Sanitation	71,000	
TOTAL	9,728,077	9,043,000
Singapore		
Religious and Social Charitable Assistance	91,775	
TOTAL	91,775	
Slovakia		
Religious and Social Charitable Assistance	36,710	
TOTAL	36,710	
Slovenia		
Religious and Social Charitable Assistance	157,317	
TOTAL	157,317	

COUNTRY/SECTOR	TOTAL - AED	ODA - AED
Solomon Islands		
Humanitarian Aid and Emergency Relief	36,730	
Religious and Social Charitable Assistance	36,710	
TOTAL	73,440	
Somalia		
Agriculture	50,280	
Education	2,621,233	2,342,245
General Program Assistance	600,000	600,000
Health	8,370,942	6,831,743
Humanitarian Aid and Emergency Relief	62,540,201	59,805,483
Industry	140,802	140,802
Religious and Social Charitable Assistance	26,736,089	
Social Services	10,741,296	
Water and Sanitation	19,085,730	16,980,020
TOTAL	130,886,573	86,700,294
South Africa		
Biosphere and Biodiversity	47,773	47,773
Commodity Aid	240,000	240,000
Education	1,763,928	1,763,928
Religious and Social Charitable Assistance	517,670	
TOTAL	2,569,371	2,051,701
South Korea		
Religious and Social Charitable Assistance	55,065	
TOTAL	55,065	
South Sudan		
Education	4,485,018	3,647,684
General Program Assistance	500,000	500,000
TOTAL	4,985,018	4,147,684
Spain		
Biosphere and Biodiversity	18,250	
Commodity Aid	15,000	
Religious and Social Charitable Assistance	901,522	
TOTAL	934,772	
Sri Lanka		
Biosphere and Biodiversity	47,922	47,922
Commodity Aid	560,000	560,000
Education	2,301,450	1,643,588
Health	196,202	139,650
Religious and Social Charitable Assistance	4,390,372	
Social Services	228,396	
Water and Sanitation	2,037,158	
TOTAL	9,761,501	2,391,160
Sudan		
Agriculture	227,733	227,733
Commodity Aid	480,000	480,000

COUNTRY/SECTOR	TOTAL - AED	ODA - AED
Education	6,435,841	6,123,621
Government and Civil Society	1,850	1,850
Health	100,073	56,530
Humanitarian Aid and Emergency Relief	4,132,895	2,451,264
Religious and Social Charitable Assistance	22,327,874	
Social Services	16,294,604	10,195,676
Water and Sanitation	5,103,083	992,100
TOTAL	55,103,952	20,528,774
Suriname		
Religious and Social Charitable Assistance	73,420	
TOTAL	73,420	
Swaziland		
Religious and Social Charitable Assistance	36,710	
TOTAL	36,710	
Sweden		
Biosphere and Biodiversity	73,724	
Religious and Social Charitable Assistance	165,125	
TOTAL	238,849	
Switzerland		
Commodity Aid	153,732	
Religious and Social Charitable Assistance	935,944	
TOTAL	1,089,676	
Syria		
Health	843,457	843,457
Humanitarian Aid and Emergency Relief	192,075,856	184,070,000
Religious and Social Charitable Assistance	1,046,500	
Social Services	237,600	
TOTAL	194,203,413	184,913,457
Tajikistan		
Education	480,556	384,445
Energy Generation and Supply	513,940	513,940
Health	1,106,030	
Humanitarian Aid and Emergency Relief	415,000	332,000
Religious and Social Charitable Assistance	2,645,378	
Transport and Storage	6,030,000	6,030,000
Water and Sanitation	2,000	1,600
TOTAL	11,192,904	7,261,985
Tanzania		
Biosphere and Biodiversity	64,216	64,216
Commodity Aid	820,000	820,000
Education	1,989,969	1,915,575
General Program Assistance	600,000	600,000
Humanitarian Aid and Emergency Relief	340,986	184,709

COUNTRY/SECTOR	TOTAL - AED	ODA - AED
Religious and Social Charitable Assistance	5,358,411	
Social Services	157,754	
Transport and Storage	1,290,000	1,290,000
TOTAL	10,621,336	4,874,500
Thailand		
Biosphere and Biodiversity	36,498	36,498
Commodity Aid	480,000	480,000
Religious and Social Charitable Assistance	2,961,379	
Social Services	453,344	
Water and Sanitation	11,812	
TOTAL	3,943,033	516,498
Togo		
Education	1,638,732	880,346
Health	1,078,000	
Religious and Social Charitable Assistance	8,283,274	
Social Services	1,649,011	
Water and Sanitation	2,841,680	
TOTAL	15,490,697	880,346
Tonga		
Biosphere and Biodiversity	51,608	51,608
TOTAL	51,608	51,608
Trinidad and Tobago		
Religious and Social Charitable Assistance	91,775	
TOTAL	91,775	
Tunisia		
General Program Assistance	55,095,000	55,095,000
Government and Civil Society	7,346,000	7,346,000
Health	1,220,173	1,220,173
Humanitarian Aid and Emergency Relief	36,766,800	36,766,800
Religious and Social Charitable Assistance	1,699,149	
Social Services	67,122	
Water and Sanitation	6,760,000	6,760,000
TOTAL	108,954,244	107,187,973
Turkey		
Commodity Aid	240,000	240,000
Health	31,750	
Religious and Social Charitable Assistance	1,052,985	
Social Services	440,138	
Water and Sanitation	5,340	
TOTAL	1,770,213	240,000
Turkmenistan		
Commodity Aid	180,000	180,000
Health	882,520	882,520
Religious and Social Charitable Assistance	67,370	
TOTAL	1,129,890	1,062,520

COUNTRY/SECTOR	TOTAL - AED	ODA - AED
Tuvalu		
Energy Generation and Supply	6,868,510	6,868,510
TOTAL	6,868,510	6,868,510
Uganda		
Biosphere and Biodiversity	110,403	110,403
Education	1,154,544	627,874
Health	80,000	
Humanitarian Aid and Emergency Relief	610,675	488,540
Religious and Social Charitable Assistance	12,175,087	
Social Services	3,324,566	
Water and Sanitation	336,045	
TOTAL	17,791,319	1,226,816
Ukraine		
Biosphere and Biodiversity	20,275	20,275
Humanitarian Aid and Emergency Relief	116,000	116,000
Religious and Social Charitable Assistance	8,280	
TOTAL	144,555	136,275
United Kingdom		
Biosphere and Biodiversity	18,250	
Education	11,208,590	
Religious and Social Charitable Assistance	18,271,965	
TOTAL	29,498,805	
United States of America		
Biosphere and Biodiversity	128,465	
Religious and Social Charitable Assistance	198,500	
TOTAL	326,965	
Uzbekistan		
Commodity Aid	120,000	120,000
TOTAL	120,000	120,000
Vanuatu		
Energy Generation and Supply	3,305,700	3,305,700
TOTAL	3,305,700	3,305,700
Venezuela		
Biosphere and Biodiversity	8,662	8,662
Religious and Social Charitable Assistance	73,420	
TOTAL	82,082	8,662
Viet Nam		
Biosphere and Biodiversity	92,155	92,155
Health	3,916,882	2,937,661
Humanitarian Aid and Emergency Relief	5,759	
Religious and Social Charitable Assistance	390,250	
TOTAL	4,405,045	3,029,816

COUNTRY/SECTOR	TOTAL - AED	ODA - AED
Yemen		
Agriculture	2,056,880	2,056,880
Commodity Aid	480,000	480,000
Education	729,527	183,650
Fishing	204,050	
Government and Civil Society	1,131,513	1,131,513
Health	14,326,988	2,543,574
Humanitarian Aid and Emergency Relief	15,276,230	14,795,903
Infrastructure Development	110,000,000	110,000,000
Religious and Social Charitable Assistance	12,296,365	
Social Services	58,974,595	54,643,789
Tourism	9,292,690	9,292,690
Transport and Storage	20,164,770	20,164,770
Water and Sanitation	2,152,930	1,322,280
TOTAL	247,086,539	216,615,049
Zambia		
Biosphere and Biodiversity	44,233	44,233
Education	130,000	
Health	150,000	
Religious and Social Charitable Assistance	429,017	
Social Services	390,000	
Water and Sanitation	90,000	
TOTAL	1,233,250	44,233
Zimbabwe		
Biosphere and Biodiversity	44,236	44,236
Religious and Social Charitable Assistance	36,710	
TOTAL	80,946	44,236
GRAND TOTAL	22,642,903,554	19,082,255,753

APPENDIX II

UAE FOREIGN AID IN 2014, BY DONOR AND COUNTRY

DONOR/COUNTRY	TOTAL - AED	ODA - AED
Government		
Albania	500,000	500,000
Algeria	160,000	160,000
Australia	96,000	
Bangladesh	181,500	164,300
Benin	300,000	300,000
Bosnia and Herzegovina	667,500	500,000
Brazil	91,875	
Chad	4,183,495	4,133,951
China	16,000	16,000
Comoros	2,906,104	2,906,104
Djibouti	80,000	80,000
Egypt	11,499,722,393	11,499,722,393
Ethiopia	320,000	320,000
Fiji	500,000	500,000
Greece	48,000	
Guinea	11,019,000	11,019,000
Hungary	91,875	
Indonesia	320,000	320,000
Iraq	41,100	41,100
Jordan	1,909,473,968	1,909,473,968
Kenya	640,000	640,000
Lebanon	6,870	6,870
Liberia	3,673,000	3,673,000
Libya	183,650,000	183,650,000
Malaysia	36,730,000	36,730,000
Maldives	660,000	660,000
Mauritania	800,000	800,000
Montenegro	32,000	32,000
Niger	920,419	570,000
Pakistan	142,763,130	142,734,630
Palestine	67,502,358	67,502,358
Philippines	400,000	400,000
Senegal	160,000	160,000
Serbia	500,000	500,000
Seychelles	500,000	500,000
Sierra Leone	3,673,000	3,673,000
Somalia	620,000	620,000
South Africa	240,000	240,000
South Sudan	500,000	500,000
Sri Lanka	560,000	560,000
Sudan	481,850	481,850
Syria	57,351,500	57,351,500
Tanzania	1,240,000	1,240,000
Thailand	480,000	480,000
Turkey	240,000	240,000

DONOR/COUNTRY	TOTAL - AED	ODA - AED
Ukraine	116,000	116,000
Yemen	1,611,513	1,611,513
Multi-country (Africa)	45,360,500	45,360,500
Multi-country (Asia)	20,658,162	7,439,000
Multi-country (Global)	720,812,542	607,502,813
TOTAL	14,723,601,654	14,596,131,851
Abu Dhabi Fund for Development		
Afghanistan	297,182,430	297,182,430
Albania	29,120,000	29,120,000
Algeria	41,064,140	41,064,140
Armenia	4,650,000	4,650,000
Belarus	1,836,500,000	
Benin	9,910,000	9,910,000
Burkina Faso	7,410,000	7,410,000
Egypt	146,942,460	146,942,460
Eritrea	120,000	120,000
Fiji	3,195,510	3,195,510
Gambia	3,090,000	3,090,000
Iraq	3,673,000	3,673,000
Jordan	630,766,030	630,766,030
Kiribati	3,195,510	3,195,510
Kyrgyzstan	5,840,000	5,840,000
Lebanon	10,150,000	10,150,000
Lesotho	30,970,000	30,970,000
Malawi	2,040,000	2,040,000
Maldives	2,840,000	2,840,000
Mauritania	1,490,000	1,490,000
Morocco	1,630,695,860	1,630,695,860
Pakistan	86,462,420	86,462,420
Samoa	17,814,050	17,814,050
Seychelles	9,953,830	9,953,830
Sierra Leone	5,370,000	5,370,000
Syria	126,718,500	126,718,500
Tajikistan	6,030,000	6,030,000
Tanzania	1,290,000	1,290,000
Tunisia	69,201,000	69,201,000
Tuvalu	6,868,510	6,868,510
Vanuatu	3,305,700	3,305,700
Yemen	88,561,050	88,561,050
Multi-country (Asia)	212,835,870	
TOTAL	5,335,255,870	3,285,920,000
Emirates Red Crescent		
Afghanistan	6,116,890	
Albania	7,027,066	
Algeria	8,493,560	

DONOR/COUNTRY	TOTAL - AED	ODA - AED
Australia	150,000	
Austria	2,553,680	
Bangladesh	2,855,025	
Benin	82,500	
Bosnia and Herzegovina	12,885,482	
Brazil	1,836,500	
Cambodia	155,000	
Cape Verde	75,000	
Chad	13,167,397	
Chile	497,490	
Comoros	125,195	
Djibouti	270,000	
Egypt	10,947,363	
Eritrea	476,326	
Ethiopia	5,062,955	
F.Y.R Macedonia	305,000	
Gambia	85,000	
Ghana	16,749,072	
Guinea	556,340	
Guinea Bissau	70,000	
India	17,835,430	
Indonesia	21,314,675	
Iraq	13,071,755	660,000
Ireland	105,000	
Italy	155,000	
Japan	55,000	
Jordan	55,081,111	
Kazakhstan	8,819,956	
Kenya	175,000	
Kosovo	95,000	
Kyrgyzstan	247,927	
Lebanon	17,386,818	
Libya	150,000	
Malaysia	37,920,000	
Maldives	150,000	
Mali	295,000	
Mauritania	9,591,421	
Mauritius	200,000	
Mexico	779,736	
Montenegro	130,000	
Morocco	387,500	
New Zealand	110,000	
Niger	17,385,410	
Nigeria	175,000	
Pakistan	28,575,589	3,103,586
Palestine	303,479,948	230,965,533
Philippines	73,027,000	33,057,000
Romania	151,700	
Senegal	2,099,106	
Sierra Leone	105,000	
Solomon Islands	36,730	
Somalia	12,770,011	1,893,432

DONOR/COUNTRY	TOTAL - AED	ODA - AED
South Africa	195,000	
Sri Lanka	220,000	
Sudan	13,113,520	11,223,520
Tajikistan	550,950	
Tanzania	225,000	
Thailand	785,624	
Togo	6,968,888	
Tunisia	1,423,977	
Turkey	795,855	
Uganda	988,625	
Ukraine	8,280	
United Kingdom	190,000	
Viet Nam	155,000	
Yemen	118,770,282	110,000,000
Multi-country (Asia)	730,730	
Multi-country (Global)	1,719,818	
TOTAL	859,246,213	390,903,071
Khalifa Bin Zayed Al Nahyan Foundation		
Afghanistan	183,750	
Albania	147,000	
Algeria	93,750	
Argentina	110,250	
Australia	275,625	
Bangladesh	629,750	446,000
Belarus	165,375	
Belgium	180,000	
Bosnia and Herzegovina	7,680,550	7,496,800
Burundi	1,948,352	
Cambodia	73,500	
Cape Verde	55,125	
China	7,014,995	
Comoros	5,666,720	5,572,970
Croatia	5,522,200	
Egypt	98,744,324	2,093,765
Ethiopia	183,750	
France	183,750	
Gambia	93,750	
Germany	280,140	
Greece	110,250	
Guinea	460,825	367,075
Guinea Bissau	93,750	
India	141,900	141,900
Indonesia	183,750	
Iraq	60,875,220	59,037,720
Ireland	12,500	
Italy	136,563	
Japan	180,000	
Jordan	183,750	
Kazakhstan	8,212,301	5,050,935
Kenya	5,280,945	4,802,042
Kosovo	200,000	200,000
Lebanon	68,124,166	33,755,565

DONOR/COUNTRY	TOTAL - AED	ODA - AED
Libya	3,290,357	3,290,357
Malawi	3,715,000	3,715,000
Malaysia	2,406,508	185,158
Maldives	319,218	225,468
Mali	44,100	
Mauritania	2,253,750	2,160,000
Mexico	183,750	
Montenegro	110,250	
Morocco	175,952,536	175,952,536
Nigeria	183,750	
Pakistan	96,273,323	91,158,610
Palestine	35,630,484	20,382,832
Peru	36,750	
Philippines	110,250	
Portugal	198,750	
Rwanda	1,948,352	
Senegal	681,437	497,687
Serbia	5,577,500	5,577,500
Seychelles	587,125	532,000
Sierra Leone	93,750	
Slovenia	47,187	
Somalia	76,160,664	75,848,289
South Africa	160,180	
Spain	669,682	
Sri Lanka	233,400	139,650
Sudan	305,926	195,676
Sweden	55,125	
Switzerland	1,089,676	
Syria	1,578,457	843,457
Tanzania	474,000	180,000
Thailand	312,375	
Togo	44,100	
Tunisia	38,170,723	37,986,973
Turkey	147,000	
Turkmenistan	1,129,890	1,062,520
Uganda	93,750	
United Kingdom	17,712,860	
United States of America	73,500	
Uzbekistan	120,000	120,000
Viet Nam	110,250	
Yemen	17,567,180	16,442,486
Multi-country (Asia)	4,568,502	
Multi-country (Global)	69,237,000	69,237,000
TOTAL	833,086,943	624,697,971
Dar Al Ber Society		
Albania	1,357,323	
Azerbaijan	5,935,325	
Burundi	3,135,905	
China	2,293,558	
Côte d'Ivoire	1,786,000	
Djibouti	70,000	
Egypt	17,787,207	

DONOR/COUNTRY	TOTAL - AED	ODA - AED
Eritrea	756,665	
Ethiopia	670,208	
Ghana	974,100	
Guinea	423,998	
India	4,587,946	
Indonesia	21,219,873	
Japan	102,078	
Kenya	7,686,805	
Kosovo	735,611	
Lebanon	6,935,764	
Malaysia	211,182	
Mali	5,905,287	
Mauritania	6,576,084	
Mauritius	1,184,398	
Mexico	149,090	
Montenegro	80,000	
Nepal	65,016	
Niger	1,520,345	
Palestine	9,971,528	
Philippines	3,856,568	
Poland	36,662	
Russian Federation	578,950	
Senegal	1,399,179	
Seychelles	769,882	
Somalia	23,465,518	
South Africa	12,400	
Sri Lanka	1,478,323	
Sudan	24,742,503	
Sweden	100,000	
Syria	7,727,156	
Tanzania	4,186,505	
Thailand	663,450	
Togo	3,272,368	
Tunisia	45,000	
Uganda	2,360,752	
Viet Nam	65,000	
Yemen	471,053	
Multi-country (Asia)	1,167,810	
TOTAL	178,520,376	
Noor Dubai Foundation		
Ethiopia	70,189,534	
Nepal	4,907,912	
Pakistan	4,174,873	
Philippines	2,988,916	
Yemen	11,667,404	
TOTAL	93,928,639	
Dubai Charity Association		
Albania	876,580	
Benin	552,098	
Bosnia and Herzegovina	1,633,270	
Brazil	91,875	
Burkina Faso	1,191,734	

DONOR/COUNTRY	TOTAL - AED	ODA - AED
Burundi	862,577	
Cambodia	2,789,414	
China	5,982,336	
Comoros	61,150	
Djibouti	13,740	
DR Congo	577,557	
Estonia	119,465	
Ethiopia	1,293,420	
Gambia	115,661	
Ghana	2,000,967	
Guinea	330,661	
Guinea Bissau	530,341	
Hungary	91,875	
India	5,366,925	
Indonesia	9,609,038	
Jordan	3,003,060	
Kosovo	80,850	
Lebanon	756,665	
Liberia	244,087	
Malawi	60,390	
Mali	9,462,700	
Mauritania	20,661	
Montenegro	75,000	
Niger	4,757,445	
Nigeria	331,501	
Pakistan	1,239,321	
Philippines	12,961,291	
Senegal	699,861	
Sierra Leone	156,661	
South Africa	41,090	
Sudan	1,328,040	
Tajikistan	2,825,458	
Thailand	1,070,492	
Togo	806,087	
Uganda	3,841,977	
Yemen	695,115	
Zambia	1,189,017	
Multi-country (Africa)	281,879	
Multi-country (Asia)	105,000	
TOTAL	80,124,332	
Dubai Cares		
Afghanistan	2,238,218	1,678,664
Bosnia and Herzegovina	2,594,232	1,945,674
Côte d'Ivoire	3,357,327	2,517,995
Ethiopia	10,176,886	7,632,665
Ghana	5,991,436	4,493,577
India	9,791,934	7,343,951
Lao	3,318,108	2,488,581
Malawi	2,228,560	1,671,420
Namibia	2,797,773	2,098,329
Nepal	979,220	734,415
Pakistan	10,114,202	7,585,652

DONOR/COUNTRY	TOTAL - AED	ODA - AED
Palestine	12,082,485	9,061,864
Senegal	1,852,125	1,389,094
South Sudan	3,349,337	2,512,002
Sri Lanka	2,191,450	1,643,588
Tanzania	297,577	223,183
Viet Nam	3,916,882	2,937,661
TOTAL	77,277,752	57,958,314
Sharjah Charity Association		
Albania	131,880	
Algeria	40,000	
Argentina	20,000	
Australia	25,000	
Bangladesh	13,356,985	
Benin	100,518	
Brazil	25,000	
Burkina Faso	3,186,715	
Burundi	489,432	
Cambodia	91,852	
Chad	166,050	
China	792,856	
Comoros	40,000	
Congo	342,127	
Côte d'Ivoire	43,750	
Djibouti	6,098,487	
Egypt	2,485,658	
Ethiopia	1,254,198	
Guinea	12,000	
India	9,572,622	
Indonesia	233,866	
Iran	10,000	
Jordan	3,639,818	
Kazakhstan	2,250	
Kenya	206,427	
Kosovo	15,000	
Kyrgyzstan	30,000	
Lebanon	1,265,835	
Liberia	225,398	
Mauritania	2,813,796	
Mongolia	16,500	
Montenegro	135,400	
Niger	1,869,205	
Nigeria	90,000	
Philippines	3,364,881	
Senegal	3,673,156	
Sierra Leone	329,666	
Somalia	2,467,443	
Sri Lanka	2,204,424	
Sudan	5,183,336	
Tanzania	270,100	
Thailand	128,219	
Togo	3,518,908	
Tunisia	113,544	
Uganda	35,000	

DONOR/COUNTRY	TOTAL - AED	ODA - AED
United Kingdom	338,985	
United States of America	25,000	
Viet Nam	60,000	
Yemen	2,932,648	
Multi-country (Asia)	545,770	
TOTAL	74,019,706	
Ahmed Bin Zayed Al Nahyan Charitable and Humanitarian Foundation		
Chad	1,000,000	
India	500,000	
Jordan	1,250,000	
Lebanon	1,250,000	
Mauritania	1,500,000	
Morocco	65,000,000	
Sri Lanka	500,000	
Sudan	500,000	
Uganda	1,800,000	
TOTAL	73,300,000	
Al Maktoum Foundation		
Australia	35,466	
Benin	373,013	373,013
Burkina Faso	604,721	604,721
Cameroon	803,788	803,788
Central African Republic	163,760	163,760
Chad	1,469,509	1,469,509
Comoros	475,913	475,913
DR Congo	1,340,395	1,340,395
Egypt	12,898	
Ethiopia	885,236	885,236
France	14,474	
Gambia	502,556	476,831
Germany	2,506,214	
Ghana	601,230	601,230
India	20,000	
Iran	1,397,000	
Iraq	2,954,134	2,954,134
Ireland	11,226,421	
Jordan	782,652	569,199
Kenya	1,908,429	1,816,554
Kosovo	5,512,500	
Malaysia	200,000	
Morocco	100,000	
Mozambique	1,155,053	1,155,053
Netherlands	2,414,213	
Niger	957,493	957,493
Nigeria	494,655	494,655
Rwanda	1,645,724	1,645,724
Senegal	463,969	463,969
Somalia	2,342,245	2,342,245
South Africa	1,763,928	1,763,928
South Sudan	1,135,682	1,135,682
Spain	100,000	

DONOR/COUNTRY	TOTAL - AED	ODA - AED
Sudan	6,164,034	6,119,934
Tanzania	1,692,393	1,692,393
Togo	880,346	880,346
Uganda	627,874	627,874
United Kingdom	11,165,290	
Multi-country (Asia)	1,000,000	
TOTAL	67,893,203	31,813,575
Mohammed Bin Rashid Al Maktoum Humanitarian and Charity Establishment		
Afghanistan	3,097,916	2,054,694
Bangladesh	23,100	18,480
Benin	317,610	134,088
Burkina Faso	100,000	
Burundi	609,994	367,995
Canada	100,000	
Djibouti	3,069,104	2,335,283
Egypt	212,512	
Estonia	100,000	
Ethiopia	130,000	
Germany	500,000	
Ghana	150,000	
Haiti	100,000	
India	703,000	2,400
Indonesia	734,950	302,400
Iraq	3,783,332	2,946,666
Japan	150,000	
Jordan	1,100,000	
Kazakhstan	386,000	80,000
Kosovo	150,000	
Lebanon	15,679,285	12,303,428
Mali	1,066,079	732,863
Mauritania	1,078,370	742,696
Niger	1,091,503	672,662
Pakistan	800,000	240,000
Palestine	5,750,000	4,200,000
Philippines	75,000	
Senegal	723,290	371,432
Somalia	8,922,409	5,996,327
South Africa	100,000	
Sri Lanka	150,000	
Sudan	3,284,743	2,507,794
Syria	300,000	
Tajikistan	1,272,556	718,045
Tanzania	801,746	184,709
Thailand	209,600	
Uganda	789,925	488,540
United States of America	100,000	
TOTAL	57,712,024	37,400,503
International Humanitarian City		
Palestine	14,495,714	14,495,714
Multi-country (Global)	37,077,339	37,077,339
TOTAL	51,573,053	51,573,053

DONOR/COUNTRY	TOTAL - AED	ODA - AED
Private Sector and Individuals		
Multi-country (Asia)	45,789,447	
Multi-country (Global)	2,743,906	
TOTAL	48,533,353	
Al Rahma Charity Association		
Afghanistan	3,189,050	
Bangladesh	2,717,985	
Ethiopia	248,713	
Indonesia	12,091,736	
Lebanon	5,352,971	
Mauritania	476,085	
Philippines	483,993	
Senegal	9,000	
Somalia	1,161,603	
Sri Lanka	1,330,573	
Turkey	477,228	
Uganda	6,913,754	
Yemen	124,784	
TOTAL	34,577,475	
Sharjah Charity House		
Bangladesh	3,209,098	
Bosnia and Herzegovina	835,450	
Cambodia	543,026	
Egypt	743,850	
Ethiopia	1,572,754	
India	3,232,290	
Indonesia	5,481,168	
Iraq	745,050	
Lebanon	1,462,183	
Myanmar	305,304	
Niger	33,750	
Palestine	4,807,756	
Philippines	9,000	
Somalia	2,976,679	
South Africa	9,000	
Sri Lanka	707,652	
Sweden	10,000	
Syria	527,800	
Tanzania	79,800	
Thailand	165,000	
Uganda	9,000	
Yemen	4,367,600	
Multi-country (Africa)	547,460	
Multi-country (Asia)	946,575	
TOTAL	33,327,245	
Zayed Bin Sultan Al Nahyan Charitable and Humanitarian Foundation		
Andorra	73,420	
Argentina	146,840	
Austria	220,260	
Bangladesh	165,195	
Bolivia	128,485	

DONOR/COUNTRY	TOTAL - AED	ODA - AED
Bosnia and Herzegovina	73,420	
Botswana	36,710	
Brazil	165,195	
Burkina Faso	734,200	734,200
Canada	110,130	
Chile	128,485	
Czech Republic	36,710	
Ecuador	73,420	
Egypt	110,130	
Ethiopia	73,420	
Fiji	36,710	
France	110,130	
Hungary	488,243	
India	73,420	
Italy	73,420	
Japan	458,875	
Kenya	1,149,023	1,149,023
Kosovo	110,130	
Lebanon	220,260	
Malaysia	183,550	
Maldives	55,065	
Mauritania	73,420	
Mauritius	36,710	
Mexico	110,130	
Moldova	73,420	
Montenegro	128,485	
Morocco	110,130	
Namibia	36,710	
Niger	183,550	
Pakistan	220,260	
Paraguay	128,485	
Peru	73,420	
Portugal	146,840	
Romania	73,420	
Senegal	121,143	
Serbia	73,420	
Singapore	91,775	
Slovakia	36,710	
Slovenia	110,130	
Solomon Islands	36,710	
South Korea	55,065	
Spain	146,840	
Sri Lanka	55,065	
Suriname	73,420	
Swaziland	36,710	
Tajikistan	513,940	513,940
Thailand	91,775	
Trinidad and Tobago	91,775	
Turkey	110,130	
Uganda	220,260	
United Kingdom	73,420	
Venezuela	73,420	

DONOR/COUNTRY	TOTAL - AED	ODA - AED
Zimbabwe	36,710	
Multi-country (Asia)	1,100,000	
TOTAL	9,778,244	2,397,163
The Big Heart Foundation		
Lebanon	734,600	
Palestine	5,013,513	
TOTAL	5,748,113	
Mohamed Bin Zayed Species Conservation Fund		
Antigua and Barbuda	36,864	36,864
Armenia	35,020	35,020
Australia	157,741	
Bangladesh	27,645	27,645
Bhutan	53,448	53,448
Bolivia	73,723	73,723
Brazil	108,556	108,556
Cambodia	6,570	6,570
China	62,665	62,665
Colombia	96,961	96,961
Congo	99,895	99,895
Côte d'Ivoire	36,499	36,499
Cuba	78,707	78,707
Ecuador	193,071	193,071
Egypt	73,720	73,720
Eritrea	9,125	9,125
Ethiopia	40,547	40,547
France	73,000	
Ghana	36,680	36,680
Greece	20,804	
Guatemala	105,059	105,059
Guinea	36,135	36,135
Haiti	55,292	55,292
India	308,941	308,941
Indonesia	120,936	120,936
Iran	55,110	55,110
Kazakhstan	25,803	25,803
Kenya	38,703	38,703
Madagascar	313,548	313,548
Malaysia	98,072	98,072
Mexico	141,407	141,407
Myanmar	55,292	55,292
Nepal	37,450	37,450
New Zealand	38,690	
Nigeria	33,175	33,175
Peru	125,330	125,330
Philippines	29,487	29,487
Portugal	45,625	
Russian Federation	25,803	
Samoa	26,609	26,609
South Africa	47,773	47,773

DONOR/COUNTRY	TOTAL - AED	ODA - AED
Spain	18,250	
Sri Lanka	47,922	47,922
Sweden	73,724	
Tanzania	64,216	64,216
Thailand	36,498	36,498
Tonga	51,608	51,608
Uganda	110,403	110,403
Ukraine	20,275	20,275
United Kingdom	18,250	
United States of America	128,465	
Venezuela	8,662	8,662
Viet Nam	92,155	92,155
Zambia	44,233	44,233
Zimbabwe	44,236	44,236
Multi-country (Global)	45,624	45,624
TOTAL	3,890,000	3,289,649
Sultan Bin Khalifa Bin Zayed Al Nahyan Humanitarian and Scientific Foundation		
Morocco	65,000	
Yemen	317,910	
TOTAL	382,910	
Ewa'a Shelters for Women and Children		
Multi-country (Global)	170,603	170,603
TOTAL	170,603	170,603
GRAND TOTAL	22,642,903,554	19,082,255,753

