



United Arab Emirates
FOREIGN AID
2013

United Arab Emirates Foreign Aid 2012
Published in Abu Dhabi by the
UAE Ministry of International Cooperation and Development (MICAD)
October 2014

ISBN 978-9948-22-678-9

Ministry of International Cooperation and Development (MICAD)
P.O.Box 110555, Abu Dhabi, UAE
Telephone: +971 2 65 44 444
Fax: +971 2 65 44 443
Email: info@micad.gov.ae
Website: micad.gov.ae



Printed on 100% environment-friendly paper

In 2013, the UAE disbursed a total of AED 21.63 billion (US \$5.89 billion) through 38 donor entities as foreign aid in 145 countries. Of these, 113 countries are eligible to receive Official Development Assistance (ODA), including 41 least developed countries (LDCs).

The majority, 94.6 percent, was disbursed to development projects, with 2.9 percent disbursed to charitable assistance and 2.5 percent disbursed to humanitarian aid. In terms of commitments, UAE donors pledged AED 47.50 billion (US \$12.93 billion) in support of development projects.

This mini-report contains some of the key exhibits and data relating to UAE Foreign Aid in 2013. All figures in this report are in United Arab Emirates Dirhams (AED), and some are converted to United States Dollars (US\$) at the official exchange rate of US\$1 = AED 3.673. Figures for the UAE's ODA in 2012 are estimates, and will be confirmed by the Development Assistance Committee of the Organisation for the Economic Co-operation and Development (OECD DAC) late in 2013. Similarly, the UAE's gross national income (GNI) in 2013 will be confirmed, as more complete information becomes available.

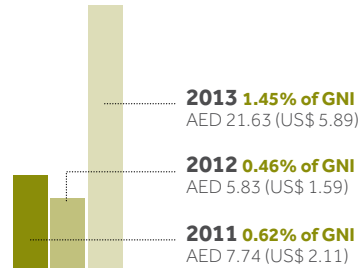


Children receiving clothes as part of the 'Dress One Million' campaign in Tanzania. (Source: WAM)

Total UAE Disbursements, and as a Proportion of Gross National Income (GNI)

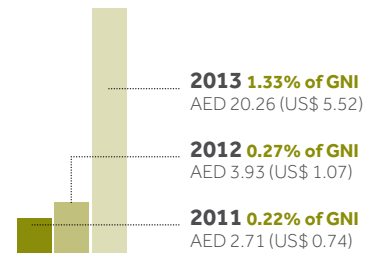
Foreign Assistance

(In billions and as % of GNI, 2011-2013)



DAC-Net ODA

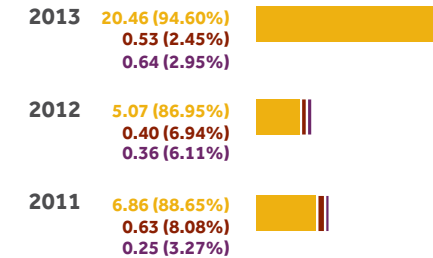
(In billions and as % of GNI, 2011-2013)



UAE Funds Disbursed, by Assistance Category

Foreign Assistance

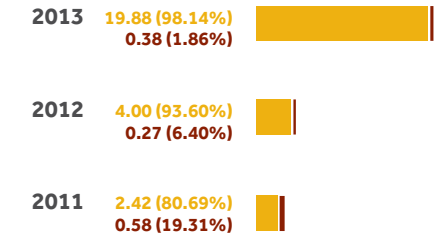
(In AED billions and as % of total, 2011-2013)



Development Humanitarian Charity

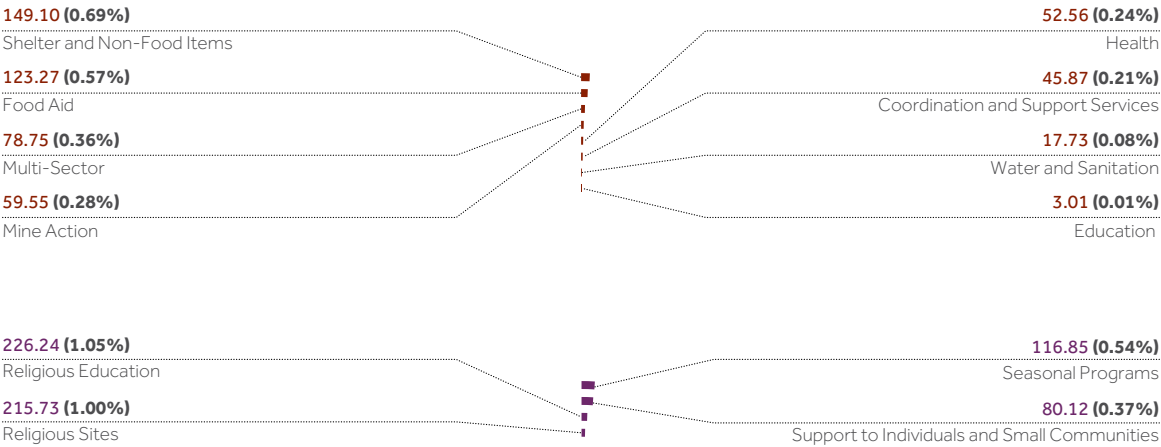
DAC-Gross ODA

(In AED billions and as % of total, 2011-2013)



UAE Funds Disbursed, by Assistance Category and Sector/Subsector

(In AED millions and as % of total, 2013)



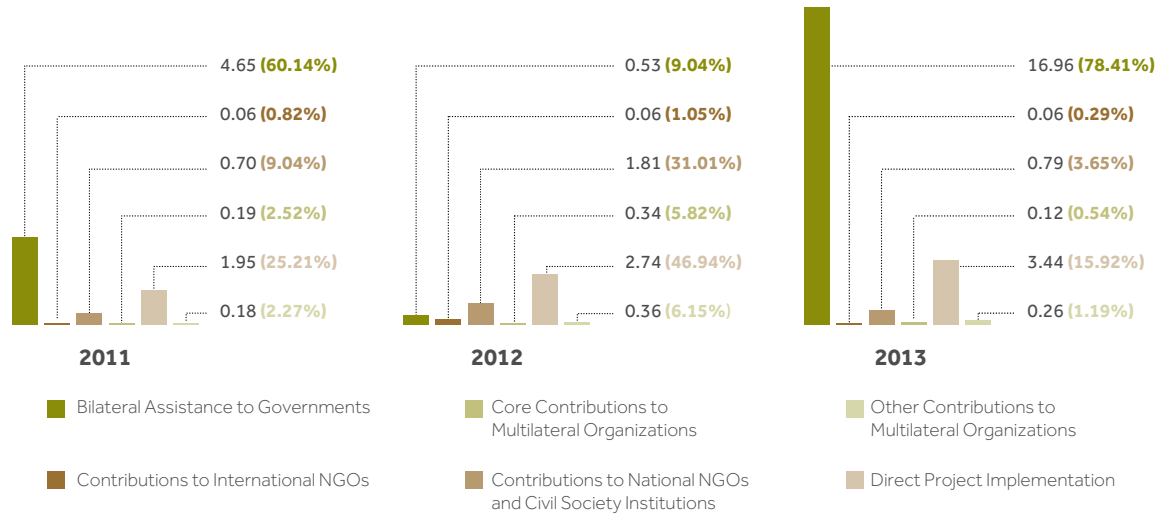
Development
AED 20,456.43 (US\$ 5,569.41)
94.60%

Humanitarian
AED 529.85 (US\$ 144.26)
2.45%

Charity
AED 638.94 (US\$ 173.96)
2.95%

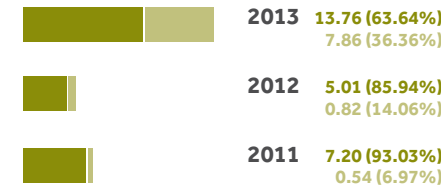
UAE Funds Disbursed, by Type of Assistance

Foreign Assistance
(In AED billions and as % of total, 2011-2013)

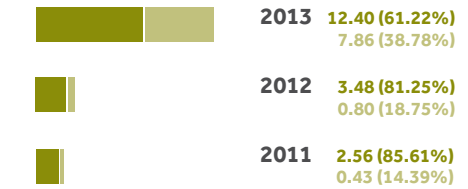


UAE Funds Disbursed, by Funding Type

Foreign Assistance
(In AED billions and as % of total, 2011-2013)



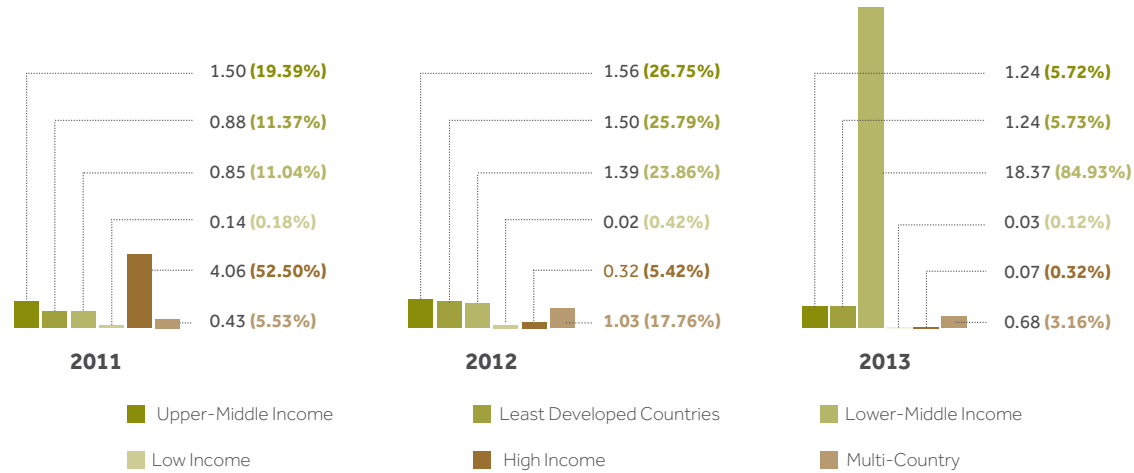
DAC-Gross ODA
(In AED billions and as % of total, 2011-2013)



UAE Funds Disbursed, by Income Level

Foreign Assistance

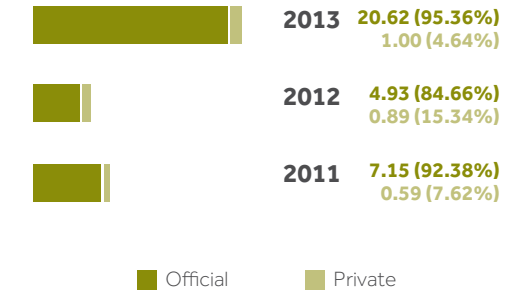
(In AED billions and as % of total, 2011-2013)



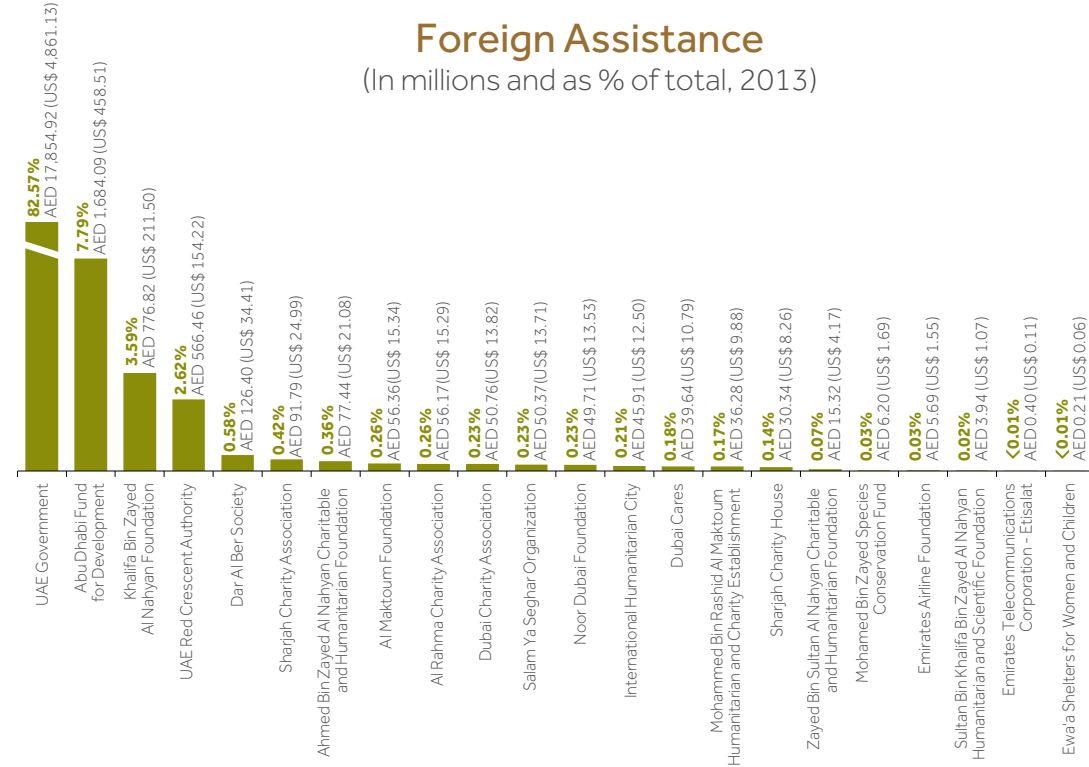
UAE Funds Disbursed, by Funding Source

Foreign Assistance

(In AED billions and as % of total, 2011-2013)

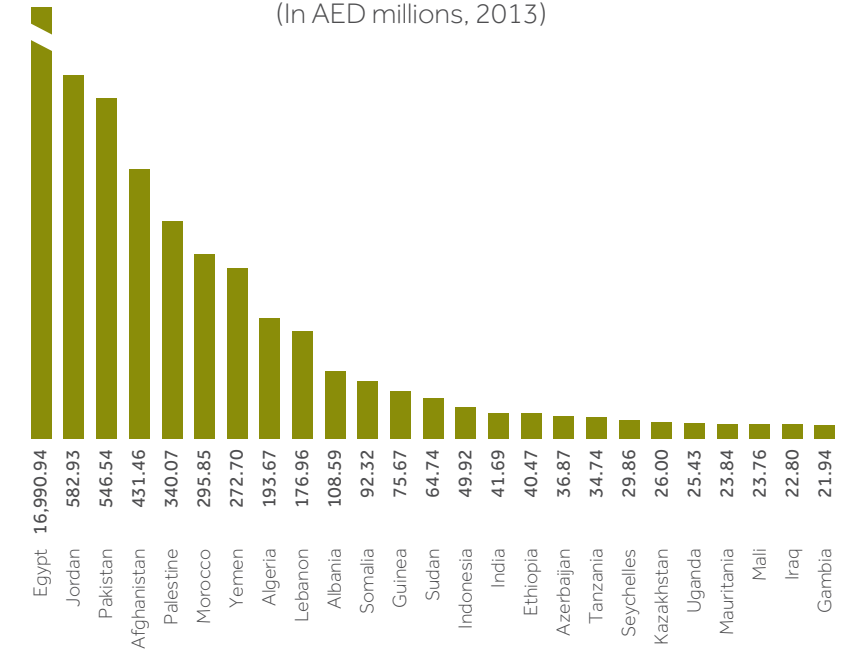


UAE Funds Disbursed, by Donor



Top 25 Countries in Terms of UAE Funds Disbursed

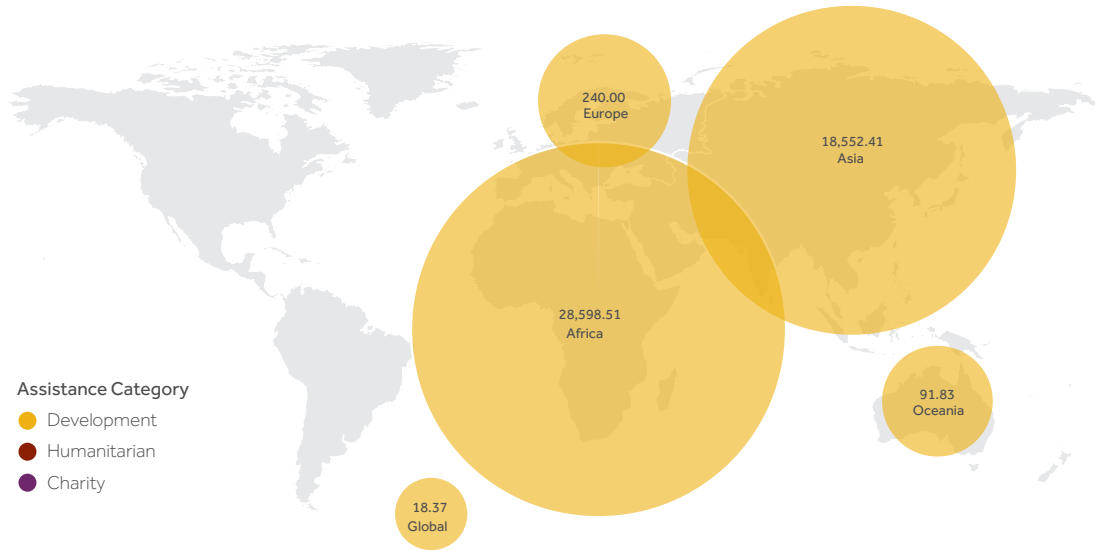
Top 25 Countries in Term of Funds Disbursed
(In AED millions, 2013)



UAE Funds Disbursed, by Continent and Assistance Category

By Continent and Assistance Category

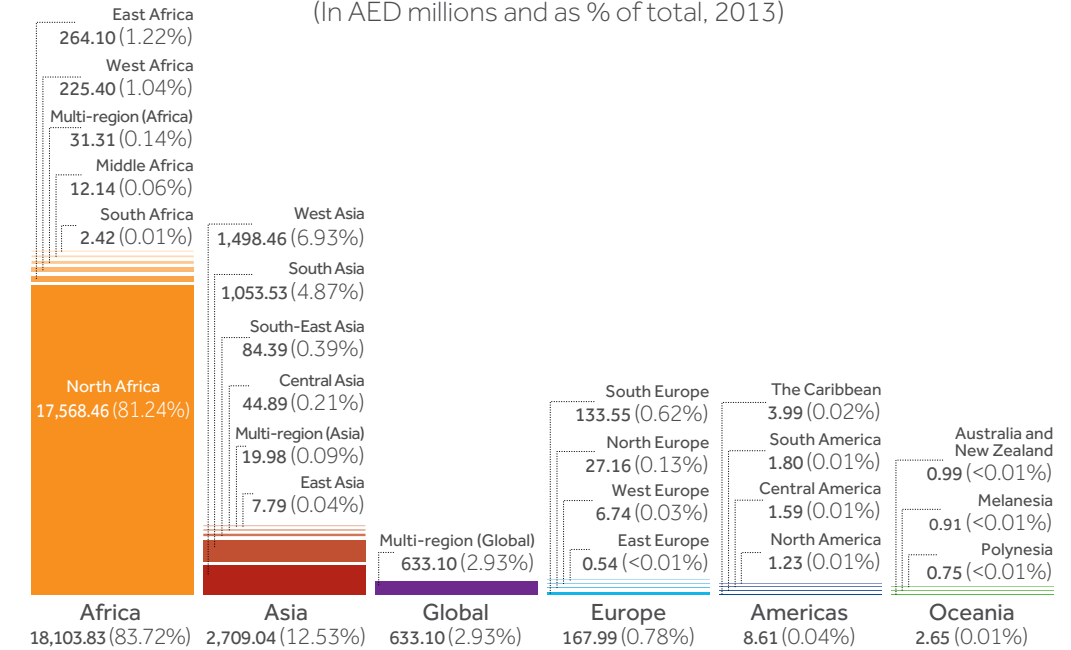
(In AED millions and as % of total, 2011-2013)



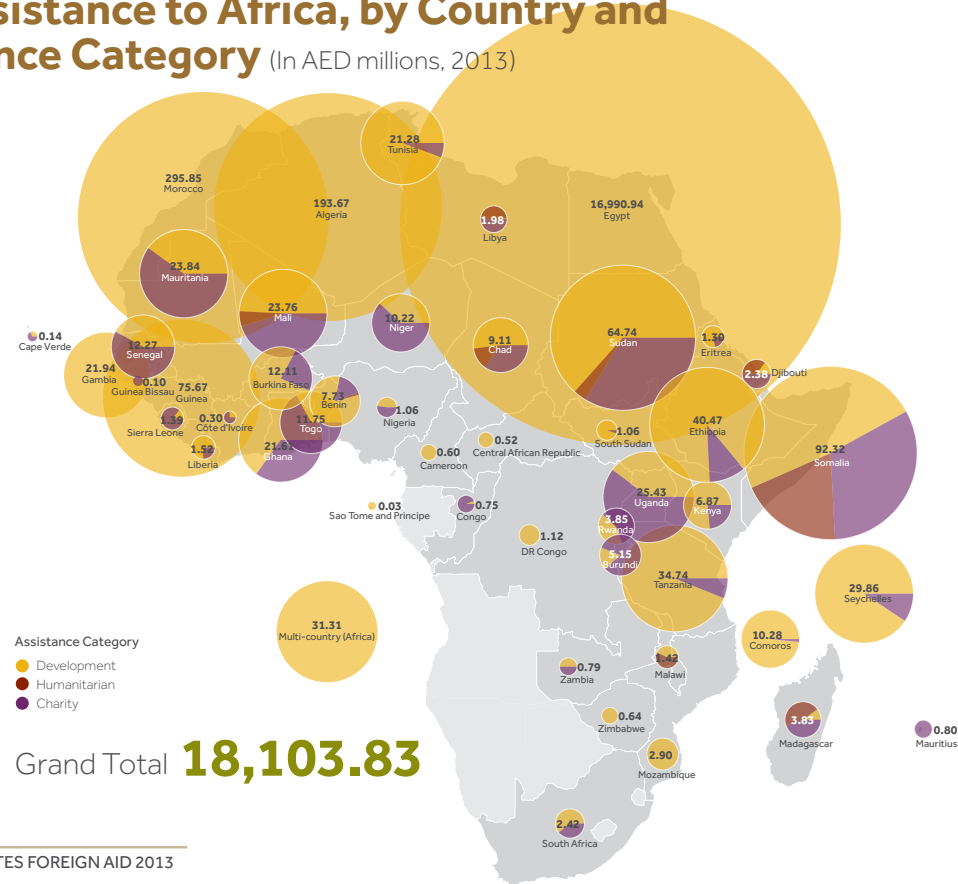
UAE Funds Disbursed, by Continent and Region

By Continent Region

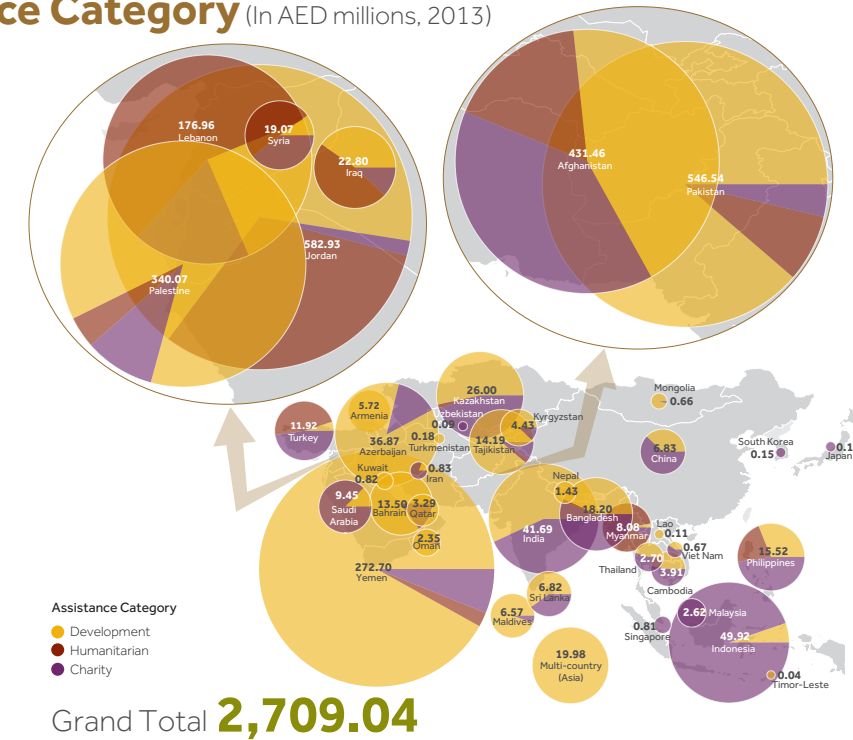
(In AED millions and as % of total, 2013)



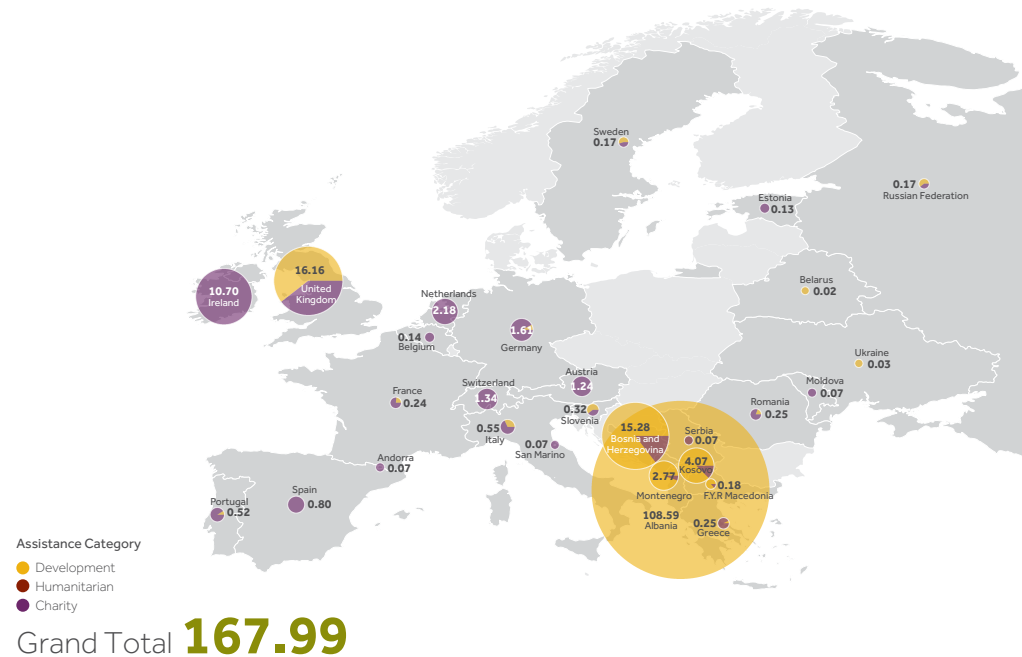
UAE Assistance to Africa, by Country and Assistance Category (In AED millions, 2013)



UAE Assistance to Asia, by Country and Assistance Category (In AED millions, 2013)

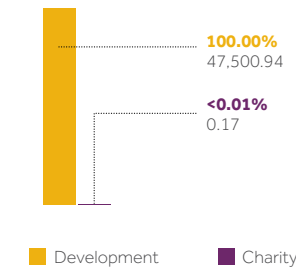


UAE Assistance to Europe, by Country and Assistance Category (In AED millions, 2013)

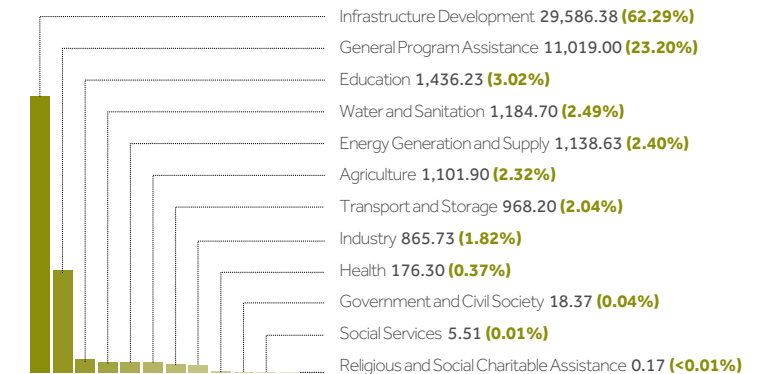


UAE Funds Committed, by Assistance Category and by Sector

By Assistance Category (In AED millions and as % of total, 2013)



By Sector (In AED millions and as % of total, 2013)



UAE Disbursements in 2013, against Commitments since 2012, by Country (In AED)

Country	Funds Committed in 2012	Funds Committed in 2013	Funds Disbursed in 2013
Egypt	156,469,800	22,757,908,000	13,222,800,000
Jordan	4,598,596,000	-	362,635,290
Multi-country (Global)	-	18,365,000	3,673,000



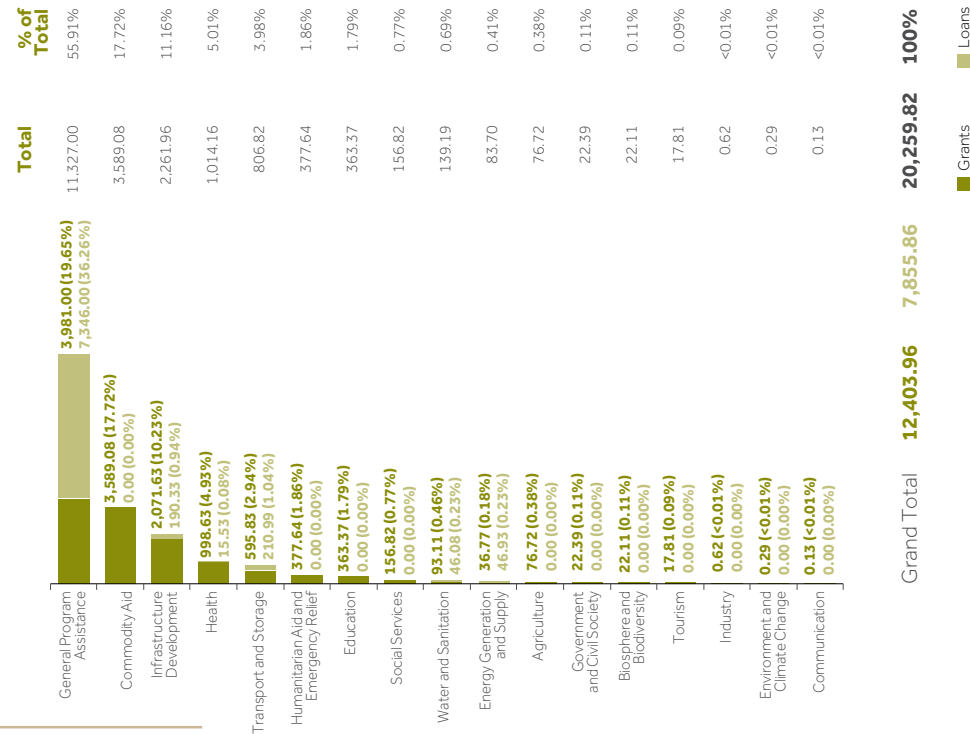
The construction of housing units in Dahshur area in Al Jiza, Egypt, as part of the UAE-funded development projects in Egypt. (Source: The Coordination Office of UAE-funded Development Projects in Egypt)

Disbursements of UAE ODA By Region and Country (2013)

Region / Country	AED	US\$
Northern Africa	28,451,425,300	7,746,100,000
Egypt	22,757,908,000	6,196,000,000
Morocco	4,609,615,000	1,255,000,000
Algeria	1,083,902,300	295,100,000
Western Africa	110,190,000	30,000,000
Mauritania	110,190,000	30,000,000
Eastern Africa	36,730,000	10,000,000
Kenya	36,730,000	10,000,000
Southern Europe	240,000,000	65,341,683
Albania	240,000,000	65,341,683
Southern Asia	110,190,000	30,000,000
Bangladesh	110,190,000	30,000,000
Western Asia	77,218,000	21,023,142
Palestine	77,218,000	21,023,142
Melanesia	36,730,000	10,000,000
Vanuatu	18,365,000	5,000,000
Fiji	18,365,000	5,000,000
Polynesia	36,730,000	10,000,000
Tuvalu	18,365,000	5,000,000
Samoa	18,365,000	5,000,000
Micronesia	18,365,000	5,000,000
Kiribati	18,365,000	5,000,000
Global	18,365,000	5,000,000
Multi-region (Global)	18,365,000	5,000,000
Grand Total	29,135,943,300	7,932,464,824

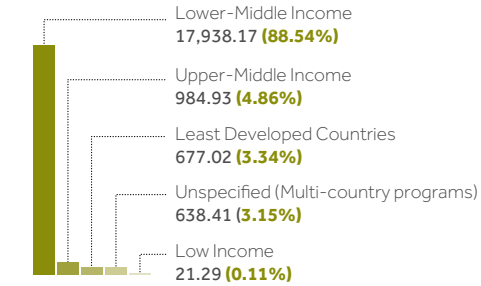
Gross UAE ODA Disbursements, by Sector and Funding Type

(In AED millions and as % of total, 2013)



Gross UAE ODA Disbursements, by Income Level Group

(In AED millions and as % of total, 2013)



A circular road around Sattat city in Morocco funded by Abu Dhabi Fund for Development. (Source: Abu Dhabi Fund for Development)

Gross UAE ODA Disbursements, by Type of Assistance

(In AED millions and as % of total, 2013)

Bilateral	AED	% of Total
Bilateral Assistance to Governments	16,940.08	83.61%
Direct Project Implementation	2,753.35	13.59%
Contributions to National NGOs and Civil Society Institutions	283.59	1.40%
Contributions to International NGOs	29.97	0.15%
Multilateral ^{xx}		
Other Contributions to Multilateral Organizations	152.46	0.75%
Core Contributions to Multilateral Organizations	100.38	0.50%
Grand Total	20,259.82	100.00%

UAE Assistance to the Millennium Development Goals (MDGs)

