UNITED ARAB EMIRATES
MINISTRY OF INTERNATIONAL
COOPERATION AND DEVELOPMENT

الإمارات العربية المتحدة
وزارة الـتـنـمـيـة
والـتـعـاون الـدولـي

UAE FOREIGN AID DISBURSEMENTS IN 2013

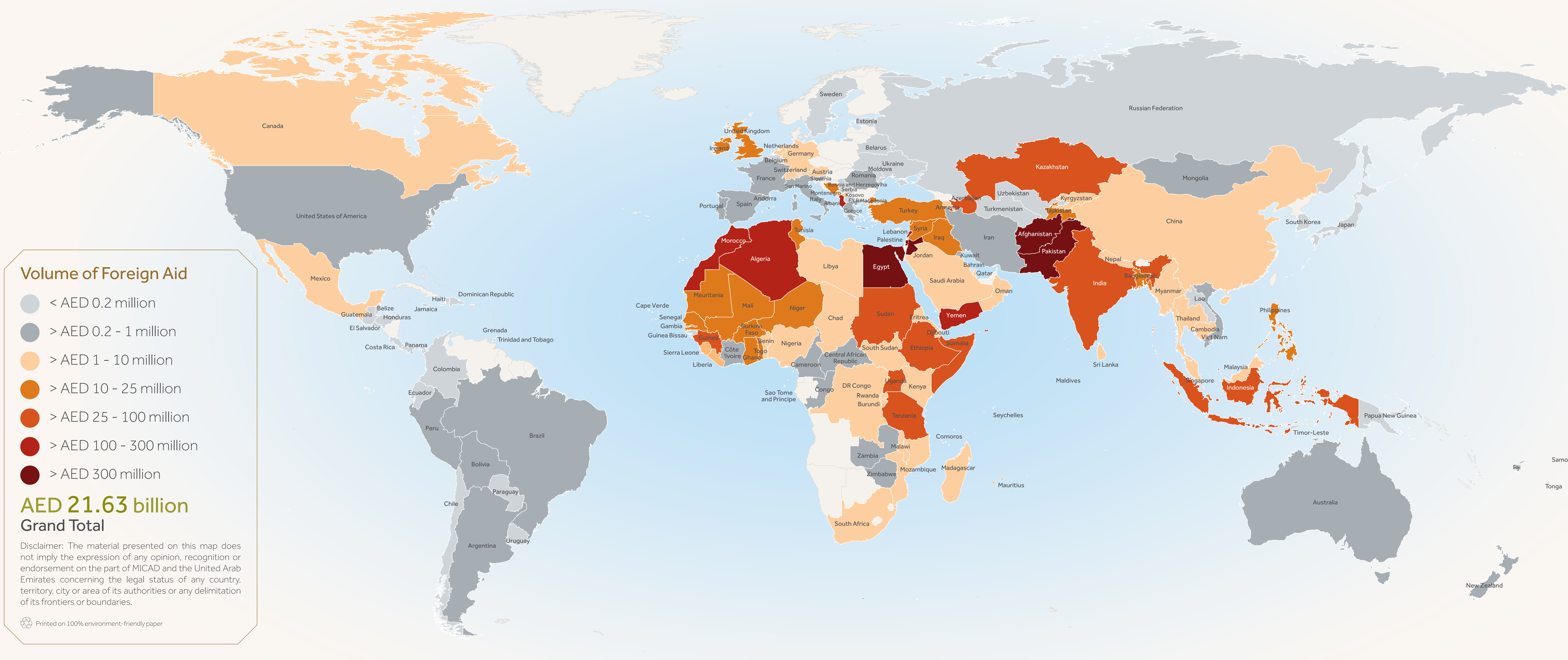

Volume of Foreign Aid

- < AED 0.2 million
- > AED 0.2 - 1 million
- > AED 1 - 10 million
- > AED 10 - 25 million
- > AED 25 - 100 million
- > AED 100 - 300 million
- > AED 300 million

AED 21.63 billion
Grand Total

Disclaimer: The material presented on this map does not imply the expression of any opinion, recognition or endorsement on the part of MICAD and the United Arab Emirates concerning the legal status of any country, territory, city or area of its authorities or any delimitation of its frontiers or boundaries.

Printed on 100% environment-friendly paper

UAE Foreign Aid Disbursements, by Donor

(In AED millions and as % of total, 2013)

Donor	AED	Percentage
UAE Government	17,854.92	(82.57%)
Abu Dhabi Fund for Development	1,684.09	(7.79%)
Khalifa Bin Zayed Al Nahyan Foundation	776.82	(3.59%)
UAE Red Crescent Authority	566.46	(2.62%)
Dar Al Ber Society	126.40	(0.58%)
Sharjah Charity Association	91.79	(0.42%)
Ahmed Bin Zayed Al Nahyan Charitable and Humanitarian Foundation	77.44	(0.36%)
Al Maktoum Foundation	56.36	(0.26%)
Al Rahma Charity Association	56.17	(0.26%)
Dubai Charity Association	50.76	(0.23%)
Salam Ya Seghar Organization	50.37	(0.23%)
Noor Dubai Foundation	49.71	(0.23%)
International Humanitarian City	45.91	(0.21%)
Dubai Cares	39.64	(0.18%)
Mohammed Bin Rashid Al Maktoum Humanitarian and Charity Establishment	36.28	(0.17%)
Sharjah Charity House	30.34	(0.14%)
Zayed Bin Sultan Al Nahyan Charitable and Humanitarian Foundation	15.32	(0.07%)
Mohamed Bin Zayed Species Conservation Fund	6.20	(0.03%)
Emirates Airline Foundation	5.69	(0.03%)
Sultan Bin Khalifa Bin Zayed Al Nahyan Humanitarian and Scientific Foundation	3.94	(0.02%)
Emirates Telecommunications Corporation - Etisalat	0.40	(<0.01%)
Ewa'a Shelters for Women and Children	0.21	(<0.01%)

Broken lines are not to scale

UAE Foreign Aid Disbursements, by Continent and Region

(In AED millions and as % of total, 2013)

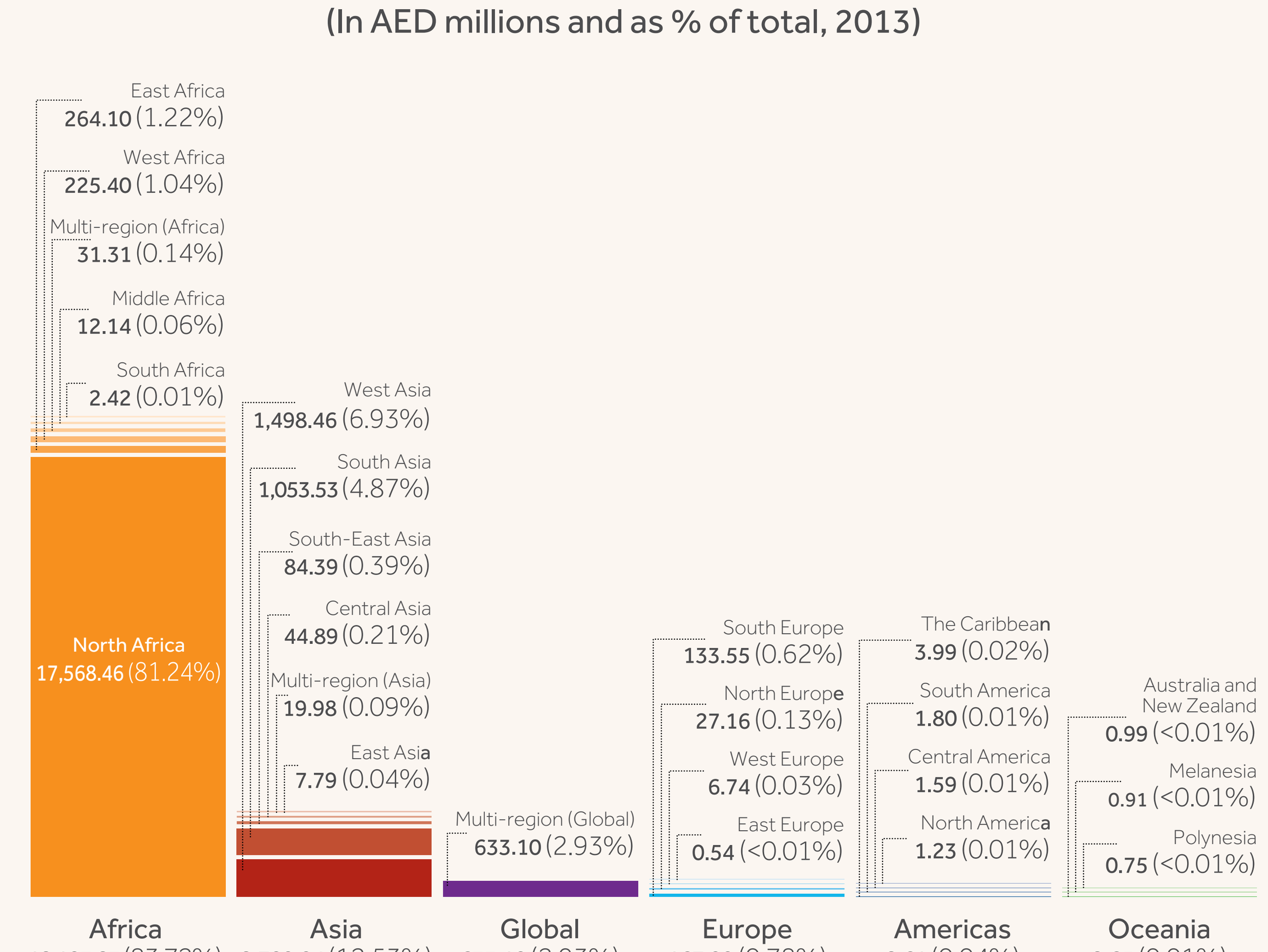

UAE Foreign Aid Disbursements, by Assistance Category and Sector/Subsector

(In AED millions and as % of total, 2013)

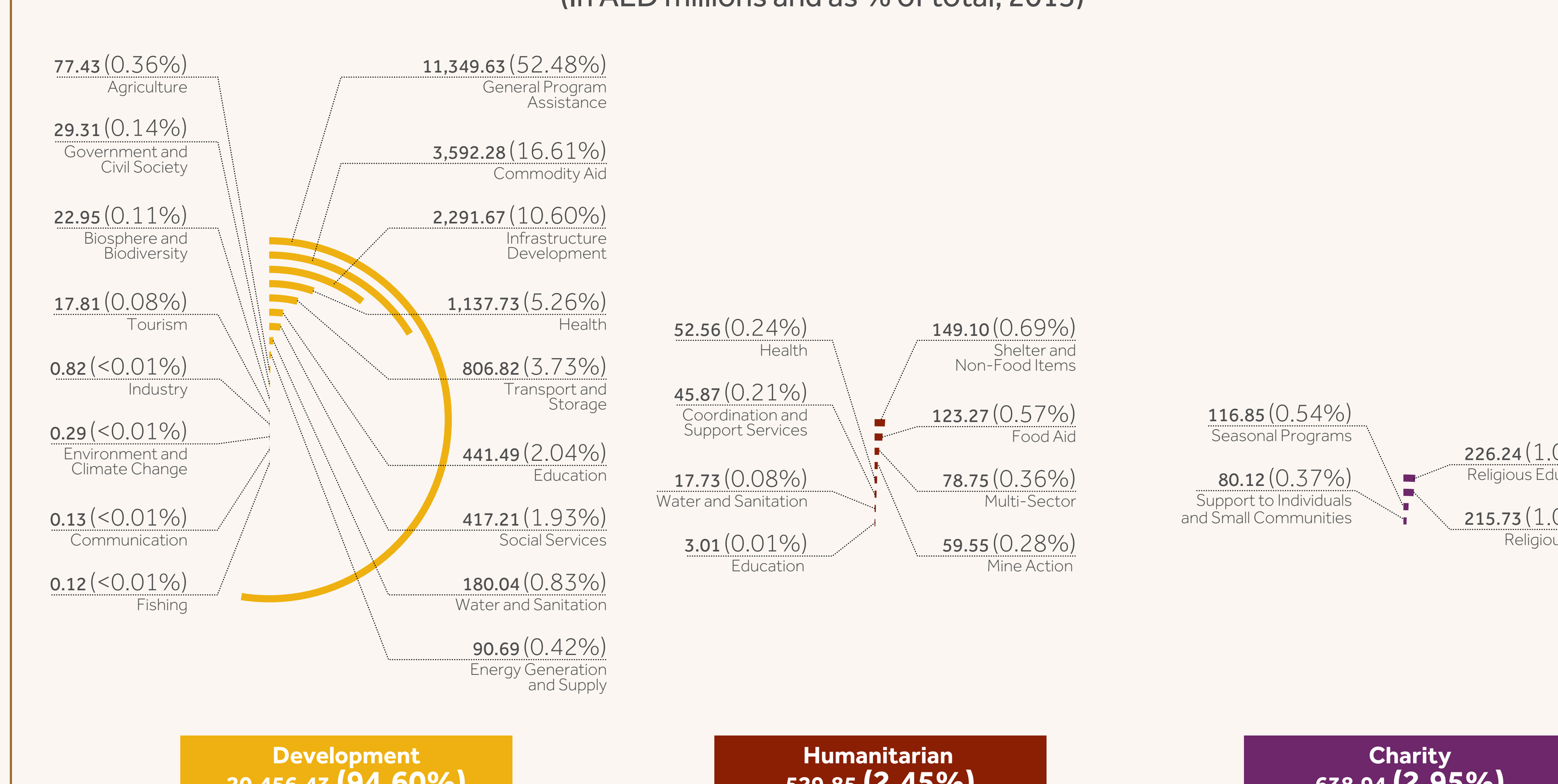

UAE Foreign Aid Disbursements, by Continent, Region, Country and Assistance Category

(In AED, 2013)

Continent | Region | Country	Development	Humanitarian	Charity	Total
Africa	17,899,712,427	26,612,439	177,509,371	18,103,834,237
North Africa	17,521,096,343	2,808,257	44,557,521	17,568,462,121
Egypt	16,971,732,006		19,211,866	16,990,943,873
Morocco	295,516,047		331,800	295,847,847
Algeria	192,726,086		939,266	193,665,352
Sudan	41,043,235	1,866,543	21,833,687	64,743,465
Tunisia	20,058,969		1,219,180	21,278,149
Libya	20,000	941,714	1,021,721	1,983,435
East Africa	176,164,679	21,114,565	66,823,337	264,102,581
Somalia	44,886,147	17,735,442	29,702,180	92,323,769
Ethiopia	36,303,473	4,100	4,164,821	40,472,394
Tanzania	32,605,983	7,345	2,130,177	34,743,504
Seychelles	27,066,643		2,794,902	29,861,545
Uganda	10,106,452		15,327,856	25,434,308
Comoros	10,116,072		161,875	10,277,947
Kenya	5,260,591		1,612,630	6,873,221
Burundi	903,954		4,245,031	5,148,986
Rwanda	1,601,345		2,248,856	3,850,201
Madagascar	382,296	1,749,472	1,697,050	3,828,818
Mozambique	2,902,168			2,902,168
Djibouti	354,594	808,606	1,213,854	2,377,054
Malawi	614,194	809,600		1,423,794
Eritrea	1,018,264		277,056	1,295,320
South Sudan	1,007,415		55,095	1,062,510
Mauritius			800,893	800,893
Zambia	395,803		391,062	786,865
Zimbabwe	639,287			639,287
West Africa	162,608,550	1,503,727	61,287,385	225,399,662
Guinea	75,072,200		595,025	75,667,225
Mauritania	9,546,480		14,293,976	23,840,455
Mali	11,692,680	1,321,654	10,748,890	23,763,224
Gambia	21,723,865		212,600	21,936,465
Ghana	14,069,383		7,536,468	21,605,850
Senegal	5,141,226		7,130,797	12,272,023
Burkina Faso	9,268,503		2,844,624	12,113,127
Togo	3,862,552	50,000	7,837,781	11,750,332
Niger	3,907,688		6,308,671	10,216,359
Benin	6,363,734	132,073	1,229,948	7,725,755
Liberia	1,137,630		384,592	1,522,222
Sierra Leone	195,045		1,192,115	1,387,160
Nigeria	505,045		553,710	1,058,755
Côte d'Ivoire	76,894		221,189	298,083
Cape Verde	45,625		95,125	140,750
Guinea Bissau			101,875	101,875
Multi-region (Africa)	31,310,750			31,310,750
Multi-country (Africa)	31,310,750			31,310,750
Middle Africa	7,057,521	1,185,890	3,893,728	12,137,139
Chad	4,740,536	1,185,890	3,185,375	9,111,801
DR Congo	1,124,061			1,124,061
Congo	44,452		708,353	752,805
Cameroon	595,971			595,971
Central African Republic	523,849			523,849
Sao Tome and Principe	28,652			28,652
South Africa	1,474,583		947,400	2,421,983
South Africa	1,474,583		947,400	2,421,983
Asia	1,836,374,196	452,091,025	420,579,001	2,709,044,221
West Asia	1,054,890,733	324,411,212	119,157,041	1,498,458,986
Jordan	392,108,222	181,689,317	9,132,718	582,930,257
Palestine	301,319,995	6,543,841	32,210,984	340,074,819
Yemen	250,660,126	5,427,000	16,613,715	272,700,841
Lebanon	42,611,361	103,128,234	31,223,305	176,962,899
Azerbaijan	31,973,221		4,899,376	36,872,597
Iraq	9,199,108	10,864,920	2,732,143	22,796,171
Syria	1,602,392	11,131,850	6,335,614	19,069,855
Bahrain	11,471,167		2,025,000	13,496,167
Turkey	606,105	5,626,050	5,691,155	11,923,310
Saudi Arabia	1,197,982		8,248,033	9,446,015
Armenia	5,720,000			5,720,000
Qatar	3,294,565			3,294,565
Oman, Sultanate of	2,307,888		45,000	2,352,888
Kuwait	818,602			818,602
South Asia	716,462,789	116,007,047	221,061,425	1,053,531,261
Pakistan	484,732,369	41,652,097	20,154,473	546,538,938
Afghanistan	188,364,790	74,094,950	169,004,578	431,464,318
India	23,664,508	60,000	17,961,694	41,686,202
Bangladesh	7,831,483	200,000	10,167,900	18,199,383
Sri Lanka	4,094,018		2,726,186	6,820,204
Maldives	6,215,201		351,970	6,567,171
Nepal	1,404,597		25,125	1,429,722
Iran	155,823		669,500	825,323
South-East Asia	11,236,611	10,999,766	62,154,105	84,390,481
Indonesia	2,626,135	319,985	46,977,615	49,923,735
Philippines	4,822,437	3,289,550	7,412,432	15,524,419
Myanmar	216,605	7,390,231	471,425	8,078,261
Cambodia	1,841,566		2,070,000	3,911,566
Thailand	1,215,109		1,482,692	2,697,801
Malaysia	90,127		2,526,235	2,616,362
Singapore			811,690	811,690
Viet Nam	272,340		402,016	674,356
Lao	108,493			108,493
Timor-Leste	43,798			43,798
Central Asia	30,562,759	673,000	13,656,395	44,892,154
Kazakhstan	13,899,238	368,000	11,733,771	26,001,009
Tajikistan	12,592,421	305,000	1,292,622	14,190,043
Kyrgyzstan	3,890,000		540,002	4,430,002
Turkmenistan	180,000			180,000
Uzbekistan	1,100		90,000	91,100
Multi-region (Asia)	19,981,541			19,981,541
Multi-country (Asia)	19,981,541			19,981,541
East Asia	3,239,763		4,550,034	7,789,797
China	2,601,978		4,226,114	6,828,092
Mongolia	637,785		27,000	664,785
Japan			150,000	150,000
South Korea			146,920	146,920
Europe	137,669,119		30,325,471	167,994,589
South Europe	127,425,471		6,128,897	133,554,369
Albania	107,595,583		998,669	108,594,252
Bosnia and Herzegovina	13,042,818		2,233,011	15,275,829
Kosovo	3,567,685		505,325	4,073,010
Montenegro	2,625,550		146,920	2,772,470
Spain			795,686	795,686
Italy	177,500		370,460	547,960
Portugal	45,624		470,786	516,410
Slovenia	196,101		128,585	324,686
Greece	17,902		234,075	251,977
F.Y.R Macedonia	156,709		25,000	181,709
Andorra			73,460	73,460
Serbia			73,460	73,460
San Marino			73,460	73,460
North Europe	9,869,498		17,290,590	27,160,089
United Kingdom	9,778,251		6,385,351	16,163,601
Ireland			10,698,352	10,698,352
Sweden	91,248		75,125	166,373
Estonia			131,763	131,763
West Europe	176,943		6,567,040	6,743,982
Netherlands			2,177,213	2,177,213
Germany	122,194		1,482,946	1,605,140
Switzerland			1,341,831	1,341,831
Austria			1,238,500	1,238,500
France	54,749		183,750	238,499
Belgium			142,800	142,800
East Europe	197,206		338,943	536,149
Romania	47,918		198,460	246,378
Russian Federation	101,369		67,023	168,392
Moldova			73,460	73,460
Ukraine	29,489			29,489
Belarus	18,431			18,431
Americas	5,220,254	1,252,993	2,132,051	8,605,297
The Caribbean	3,761,466		228,555	3,990,021
Grenada	3,687,744			3,687,744
Trinidad and Tobago			128,555	128,555
Haiti			100,000	100,000
Dominican Republic	36,861			36,861
Jamaica	36,861			36,861
South America	837,413		960,438	1,797,851
Brazil	295,332		261,785	557,117
Argentina	18,431		240,440	258,871
Bolivia	102,854		110,190	213,044
Peru	92,177		110,190	202,367
Uruguay	32,807		110,190	142,997
Colombia	126,251		10,000	136,251
Ecuador	99,526			99,526
Paraguay	14,744		82,643	97,387
Chile	55,292		35,000	90,292
Central America	446,344	918,750	220,380	1,585,474
Mexico	82,939	918,750	220,380	1,222,069
Costa Rica	172,325			172,325
Belize	81,095			81,095
Panama	63,909			63,909
El Salvador	18,431			18,431
Honduras	18,430			18,430
Guatemala	9,216			9,216
North America	175,030	334,243	722,678	1,231,952
Canada	53,978	334,243	622,678	1,010,899
United States of America	121,053		100,000	221,053
Oceania	1,841,708		812,735	2,654,443
Australia and New Zealand	179,168		812,735	991,903
Australia	160,803		584,180	744,983
New Zealand	18,365		228,555	246,920
Melanesia	909,691			909,691
Fiji	867,300			867,300
Papua New Guinea	42,391			42,391
Polynesia	752,849			752,849
Tonga	734,600			734,600
Samoa	18,249			18,249
Multi-country (Global)	575,616,098	49,892,899	7,586,048	633,095,045
Grand Total	20,456,433,801	529,849,356	638,944,676	21,625,227,833