

حياكم الله
Hayyakum Allah



Instructions and Guidelines for Hajj 1447 AH


Instructions and Guidelines for Hajj Permits.



Safety guidelines for the Grand Mosque, its courtyards, and the holy sites



Instructions and Guidelines for Using Vehicles



Guidelines for Preventive Safety in the Holy Sites.





No Hajj
Without a Permit

Instructions and
Guidelines for

Hajj Permits



» Implementation of domestic pilgrims' permit regulations.



Security personnel at the security checkpoints supported by security aviation are tightening control over all roads and pathways-main, mountainous, agricultural, and unpaved leading to the Grand Mosque and the Holy Sites to enforce regulations and instructions and to prevent any attempts by violators or unauthorized individuals to enter for Hajj and impose the penalties against them.



TO RECEIVE SECURITY
REPORTS ALL TIMES

911



No Hajj Without a Permit

Hajj regulations and instructions require obtaining a permit to perform Hajj.

- Regulations and instructions require showing the Hajj Permit to security personnel at the entrances to the city of Makkah, the Holy Sites and the roads leading to them.
- Transporting individuals who do not carry Hajj permits is a violation punishable by law.



TO RECEIVE SECURITY
REPORTS ALL TIMES

911

The imposed penalties for violators of Hajj regulations and instructions.

A financial penalty of up to **ﷲ 20,000** shall be imposed on:

1. Whoever is apprehended while performing or attempting to perform Hajj without a permit.
2. Any individual holding any type of visa who enters, attempts to enter or remain in the city of Makkah or the Holy Sites, starting from the first day of Dhul-Qi'dah until the end of the 14th day of Dhul-Hijjah.

A financial penalty of up to **ﷲ 100,000** shall be imposed on:

1. Any individual who submits a request to issue any type of visa for a person who performs or attempts to perform Hajj without a permit, or enters or remains in the city of Makkah or the Holy Sites, starting from the first day of Dhul-Qi'dah until the end of the 14th day of Dhul-Hijjah. The fines shall be multiplied based on the number of individuals for whom visit visas of any type were issued, and who performed or attempted to perform Hajj without a permit, or entered or remained in the city of Makkah or the Holy Sites.
2. Any individual who transports or attempts to transport holders of visit visas with the aim of reaching Makkah or the Holy Sites from the first day of Dhul-Qi'dah until the end of the fourteenth day of Dhul-Hijjah.
3. Any individual who shelters or attempts to shelter holders of visit visas of any type in any accommodation (such as hotels, apartments, private residences, pilgrim housing facilities, or other locations), or harbors them, or provides any assistance that enables them to remain in Makkah or the Holy Sites, starting from the first day of Dhul-Qi'dah until the end of the 14th day of Dhul-Hijjah. The fines shall be multiplied based on the number of violators who are sheltered, harbored or assisted.

Illegal Hajj infiltrators from among residents and visa overstayers shall be deported to their home countries and banned from entering the Kingdom for a period of ten (10) years.

The competent court shall be requested to order the confiscation of any land transport vehicle proven to have been used to transport holders of visit visas of any type into Makkah or the Holy Sites, starting from the first day of Dhul-Qi'dah until the end of the 14th day of Dhul-Hijjah, provided that the vehicle is owned by the transporter, an accomplice, or a collaborator.

» Hajj Regulations and Instructions

As of Monday, **1447-10-25 AH**, corresponding to **April 2026 ,13 AD**, residents wishing to enter the Holy City must obtain official permits from the competent authorities. Those who do not have these permits will be prevented from entering, except for those who have a permit issued from Makkah, or a Hajj permit, or a work permit in the Holy Sites issued electronically through “**Absher Individuals**” and “**Muqeeem Portal**,” technically integrated with “**Tasreeh**” platform.

Starting from 1447/11/1 AH, holders of any visit visa will not be permitted to enter or remain in Makkah.

A visit visa of any type and designation does not constitute a permit for its holder to perform the Hajj. Violators will be penalized according to the Kingdom's regulations and instructions.

The Hajj visa is the only visa that entitles its holder to perform the Hajj.

Presenting the Hajj permit to security personnel is required to enter and remain in Makkah and the Holy Site

» Hajj Guidelines

Please adhere to the **Hajj regulations and instructions** so that the Guests of AlRahman can perform their rituals with safety, security, ease, and peace of mind.

Report those who transport individuals violating Hajj regulations, specifically those without Hajj permits or unauthorized to enter Makkah, by calling **(911)** in the regions of Makkah and Madinah.

Ensure you carry your Hajj permit before heading to Makkah.

Guest of AlRahman ... adhering to the scheduled departure time helps expedite the completion of travel procedures at international ports.

Beware of fake Hajj campaigns and unlicensed offices for serving pilgrims.



Inquiry about eligibility to obtain a Hajj permit.

Citizens and residents can inquire about their eligibility to obtain a Hajj permit through their accounts on the platform:



www.absher.sa



How do you obtain a Hajj permit?

Hajj permits are obtained through



Nusuk Application



The website of the Ministry of Hajj and Umrah

By contracting with licensed companies providing services to domestic pilgrims, citizens, and residents.



How do you obtain an entry permit to the Holy Capital during the Hajj season?

- Citizens of GCC countries, holders of premium residency, investors, mothers of Saudi citizens, non-Saudi family members and domestic workers can obtain electronic permits to enter Makkah through the (**Absher**) platform via:

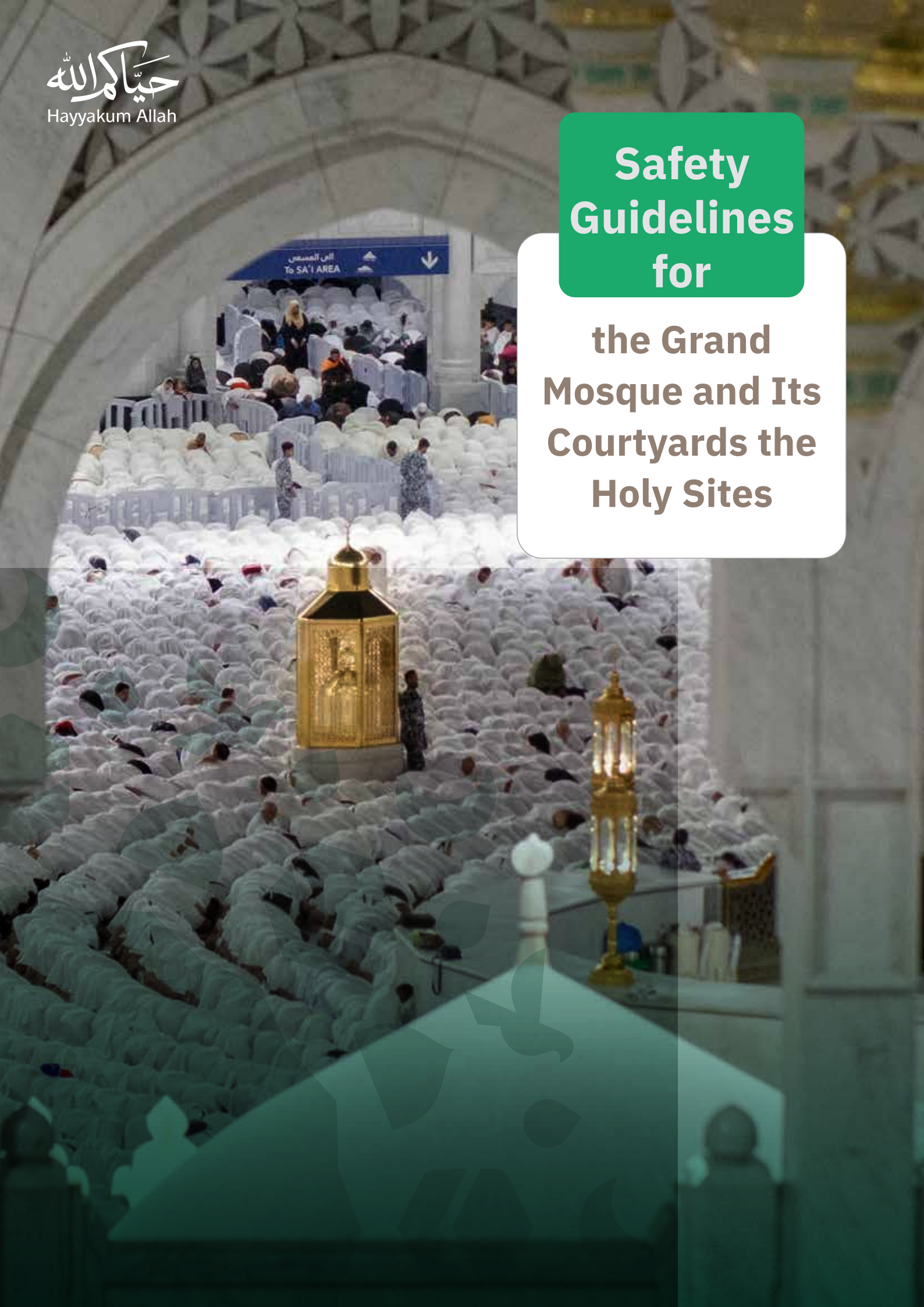
www.absher.sa

- Residents can obtain and print electronic Hajj Permits for working and entering the Holy City through the Makkah Entry Permit Portal on the (**Muqem**) platform, technically integrated with (**Tasreeh**) platform via:

<https://makkahpermit.muqem.sa/>

Safety Guidelines for

the Grand Mosque and Its Courtyards the Holy Sites



Paths and Walkways



The Grand Mosque has designated routes for the Guests of AlRahman movement Leading them to the areas for Tawaf, Sa'i, and prayers.



If you wish to head to the Sa'i area or the site to perform the two-unit prayer, follow the signs according to the designated zones



After completing your Umrah, follow the directional signs to reach your destination or ask the security personnel for assistance.



Always follow the directional signs in the Grand Mosque for your safety and the safety of others.



If you wish to access the upper floors from outside the mosque, several bridges and stairways are available.



During peak times and heavy crowds, all pilgrims in Ihram will be directed to the upper floors to perform their rituals for their safety.

» Tawaf and Sa'i

Upon arriving at the Grand Mosque, several designated gates lead to the Tawaf area.



The Mataf courtyard is reserved exclusively for pilgrims in Ihram.



When the Mataf is full or during prayer times, pilgrims in Ihram will be directed to other floors to ensure their safety.



Specific areas within the Mataf are allocated for women to pray.



Manual and electric wheelchairs have designated paths and locations on the Mataf floors except in the Mataf courtyard.



» Tawaf and Sa'i

For your safety, avoid peak times and crowded areas during Tawaf. Please note that all floors are available for Tawaf.



For your safety and the safety of pilgrims, avoid jostling, moving against the pedestrian flow or arriving in large groups. Follow the instructions of security personnel who are there to provide assistance.



All floors of the Mas'a area are available for Sa'i. During congestion, pilgrims may be directed to the upper floors by using escalators.



The Mas'a area is designated for Sa'i only. Avoid sitting or lying down there for your safety and the safety of pilgrims.



» Safety Guidelines During the Days of Tashreeq

Adhere to instructions during the Days of Tashreeq regarding stoning the Jamarat, Tawaf, and Sa'i by following group movement schedules, using designated routes for going and returning, and avoiding carrying luggage to the Jamarat and the Grand Mosque.



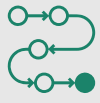
Pilgrims intending to leave early on the second day of Tashreeq must remain in their camps until the departure time specified by those responsible for their service.



Follow the directions of security personnel on the roads leading to Mina, the Grand Mosque and its courtyards, the Jamarat area and the Tawaf and Sa'i areas.



Important Instructions



When the Grand Mosque experiences heavy crowding on all floors, security personnel will direct pilgrims and worshippers to the outer courtyards



If you wish to perform Tawaf Al-Qudum, Al-Ifadah or Al-Wada', adhere to the crowd-management instructions and arrive at the time scheduled for your group so you can perform Tawaf without delay.



It is prohibited to bring sharp tools, large luggage and personal items (blankets and extra Ihrams) into the Grand Mosque, the Prophet's Mosque, their courtyards, roads, pathways, entrances or train stations or to leave such items there.



Avoid negative behaviors such as begging, unauthorized street vending, sitting, or lying down in roads and pedestrian pathways.



When arriving at the Grand Mosque using transport buses, make sure you return to the same station location.



Raising political or sectarian flags and chanting slogans of any kind is prohibited in Makkah, Madinah, the Holy Sites, the Grand Mosque, the Prophet's Mosque, their courtyards and the roads leading to them.



Hajj regulations and instructions require those wishing to perform Hajj to obtain official permits from the relevant authorities.



For your safety, make sure to wear a face mask in the Grand Mosque and the Holy Sites.



Security personnel are present throughout the Grand Mosque, its courtyards, and the Holy Sites for your safety and service. Do not hesitate to ask them for assistance.



Make sure to carry your ID and respect the privacy of others in public places, train stations and within the Two Holy Mosques and their courtyards.



Perform ablution only in designated areas.



Opening, standing in front of, or crossing organizational barriers is prohibited.

Avoid praying in the Mataf area, the Mas'a area, passageways and entrances.



Instructions and Guidelines for

Using Vehicles

During the Hajj Season

» Interactive maps for traffic movement



- Detailed information on Hajj traffic maps, including guidelines for transporting the Guests of AlRahman via shuttles or private vehicles, and official data issued by Public Security in this regard.

To access the maps, click here:





Transporting Pilgrims to the Holy Capital and the Holy Sites

- All vehicles are prohibited from transporting anyone without a valid Hajj, work, or residency permit into Makkah or the Holy Sites. Vehicles violating this rule will be impounded, and legal actions will be taken, including confiscation and enforcement of applicable penalties against the drivers and all individuals proven to be involved in the violation.
- All Saudi-plated vehicles with a capacity of fewer than (25) passengers, driven by individuals in Ihram, are prohibited from transporting pilgrims or entering the Holy Capital. Such vehicles will be impounded at designated parking areas at the Holy Capital entrances, and their passengers will be transferred to their destinations by means of public transportation. Licensed vehicles authorized for paid passenger transport are exempt from this restriction.
- All vehicle types are prohibited from entering the Holy Sites from the morning of the 5th until the end of the 13th day of Dhul-Hijjah. Exemptions apply to licensed Hajj transport vehicles and authorized vehicles for supervisors, employees, and service providers.

» Vehicles Registered Outside the Kingdom

1

Small vehicles with non-Saudi plates and a capacity of fewer than (25) passengers are not allowed to enter the Holy Capital. Such vehicles will be impounded at designated parking areas at the entrances to the Holy Capital, and their passengers will be transported to their destinations using public transportation.

2

Vehicles transporting land pilgrims arriving from outside the Kingdom, with a capacity of (25) passengers or more, are subject to the regulations governing land pilgrims' vehicles, including coordination of their scheduling, movements, and designated travel routes.



Motorcycles

1. All motorcycles and bicycles shall be prohibited from entering the holy sites except motorcycles belonging to official bodies and authorized by the competent authority in public security.
2. All motorcycles and bicycles shall be prohibited from entering the squares surrounding the Grand Mosque.



Passenger Safety

Instructions prohibit pilgrims from riding in vehicles other than those designated for them.



Livestock transportation

All types of trucks are prohibited from transporting livestock to the Holy Capital and the Holy Sites. This excludes trucks approved by the Kingdom's Project for Utilizing Sacrificial Animals (Hadi and Adhahi) carrying a veterinary inspection certificate proving that the livestock transported therein has undergone inspection at centers affiliated with the Ministry of Environment, Water and Agriculture at the entrances to Makkah Al-Mukarramah.

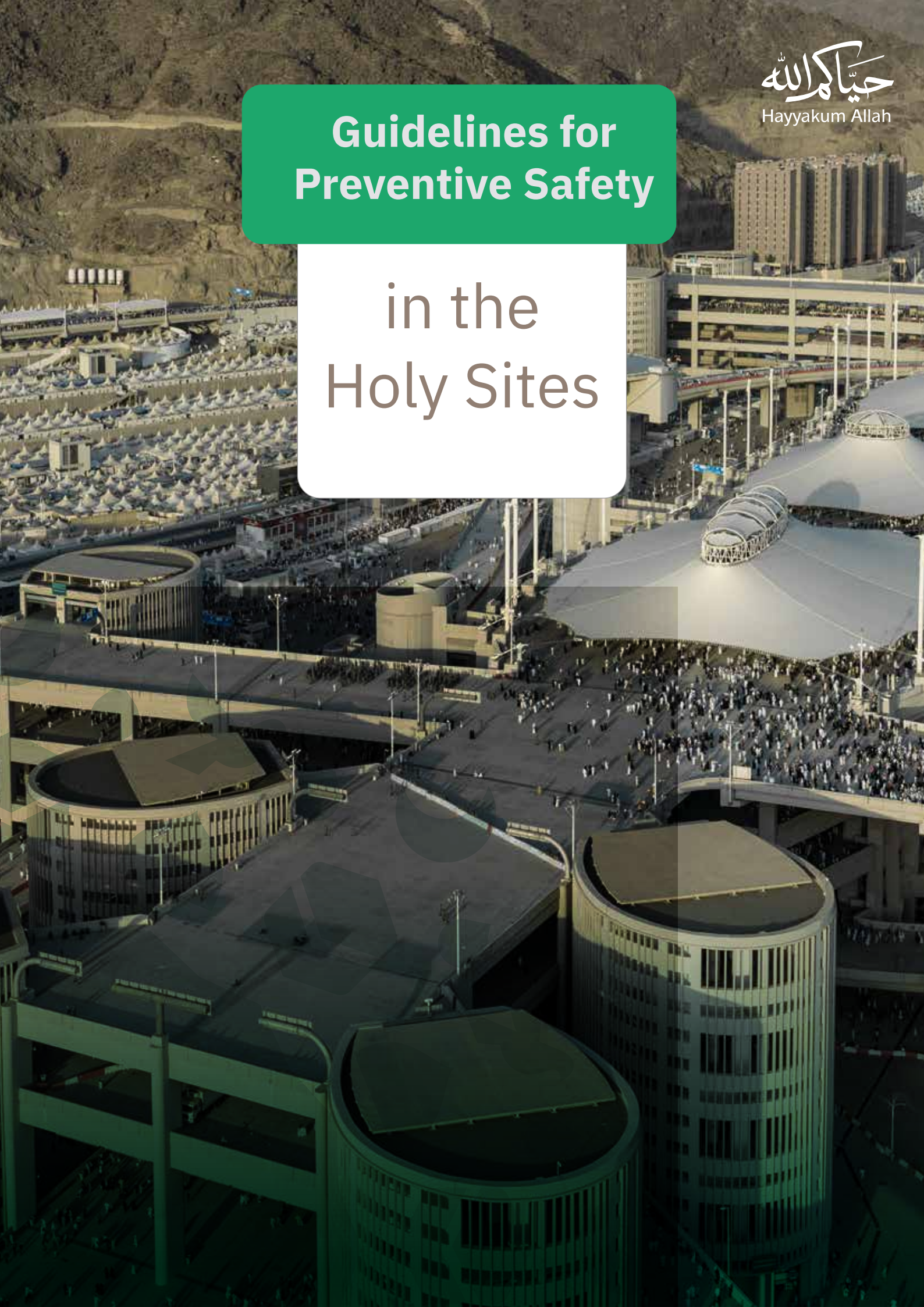
Implementation of regulations and instructions

The security authorities carry out their duties at the entrances to the Holy Capital within their operational jurisdiction, and the traffic officers shall organize traffic movement, implement regulations and instructions by seizing violating vehicles and taking legal action against them, their drivers, and anyone proven responsible for violating their use.



Guidelines for Preventive Safety

in the
Holy Sites





Fire Protection Safety Guidelines in Pilgrims' Accommodation

- Know the nearest emergency exit to head to when hearing the alarm or during emergencies.
- Know the locations of nearby fire extinguishers and be trained on how to use them in case of fire.
- Do not place obstacles that block the visibility or access to fire extinguishers when needed.
- Do not block emergency exits or obstruct the pathways leading to them by placing luggage, bedding, or other items.



In case of fire – God forbid – the following steps must be followed:

- Respond quickly and consciously when hearing the alarm or when authorities request to evacuate, even if it's just a drill.
- Do not hide inside the location; head to the nearest safe emergency exit.
- If you encounter smoke on the escape route, get low to the ground and crawl to avoid smoke inhalation.
- Go to the designated assembly point outside and register your name with the group leader.



Safety Guidelines While Pilgrims Are Inside the Camps

- Refrain from lighting flames, bringing, or using any cooking stoves, as instructions prohibit using or handling liquefied petroleum gas (LPG) in the Holy Sites area.



Safety Guidelines When Using Elevators and Escalators

- Enter in an orderly and avoid crowding when entering or exiting elevators or escalators.
- Do not overcrowd the elevator and adhere to the specified weight limit.
- If the elevator malfunctions, press the alarm button or use the internal phone.



Safety Guidelines to Prevent Electrical Hazards

- Do not use electrical connections that lack the Saudi Standards, Metrology, and Quality (SASO) mark.
- Do not touch electrical appliances with wet hands.
- Do not overload electrical connections beyond their capacity.



Health Guidelines

- Receiving necessary vaccinations protects against infectious diseases.
- Avoid direct exposure to sunlight while performing Hajj rituals.
- Obtain an umbrella and drink water regularly to avoid heat exhaustion.



Safety Guidelines During Rainfall

- Stay away from open areas and seek safe shelter.
- Use high-ground roads and avoid low areas.
- Avoid walking through flowing water or water currents.



Safety Guidelines During Windstorms

- Do not leave your place of residence unless instructed by authorities.
- Stay away from poles or buildings under construction.
- head to the nearest safe location for those outside the camps.